

Avadi Municipality Elementary Education Fund

Opening Balance as on 01/04/2017

A/C Code	Nature of Transaction	Debit Amount	Credit Amount
3109001	ACCUMULATED SURPLUS / DEFICIT		158938391.00
3111001	Contribution from Municipal Fund		93929610.00
3401001	Tender Deposit - Contractors.		2885282.00
3502013	INCOME TAX DEDUCTIONS - CONTRACTORS		249764.00
3502015	VAT - PAYABLE		296440.00
3502025	Manual Workers Genenal Welfare Fund		145792.00
3504102	ADVANCE COLLECTION - OTHER REVENUES		238266.00
4101001	LAND -GROSS BLOCK	33896000.00	
4102001	BUILDINGS - GROSS BLOCK	159431537.00	
4107001	FURNITURE FIXTURES AND FITTINGS - GROSS BLOCK	10696242.00	
4112001	BUILDINGS - ACCUMULATED DEPRECIATION		32028331.00
4117001	FURNITURE, FIXTURES & FITTINGS - ACCUMULATED DEPRECIATIONS		6701878.00
4311921	Education Tax - Recoverable - Residential - Arrears	23275487.00	
4311924	Education Tax - Recoverable - Vacant Sites - Arrears	7551733.00	
4501001	General Fund - Cash Account	183143.00	
4502106	EE - IOB - A/C -801000100772	1658977.00	
4502107	Indian Overseas Bank A/c No 076101000002057	14004.00	
4502108	EEF - TRY - A/C III	26208.00	
4702002	Receivable from Revene Fund	58680423.00	

Avadi Municipality Elementary Education Fund

Opening Balance as on 01/04/2017

A/C Code	Nature of Transaction	Debit Amount	Credit Amount
		295413754.00	295413754.00


Inspector
Local Fund Audit


Commissioner
Avadi Municipality Elementary Education Fund

21.9.18

Avadi Municipality Elementary Education Fund

Trial Balance as On 31/03/2018

A/C Code	Dr. Opening Balance	Cr. Opening Balance	Particulars	Debit Amount (Rs)	Credit Amount (Rs)	Net Debit Amount (Rs)	Net Credit Amount (Rs)
1100601			Education Tax - Residential		21429895.00		21429895.00
1100604			Education Tax - Vacant Sites		4125640.00		4125640.00
1711001			Interest from Bank		69228.00		69228.00
2208003			Other Expense	557298.00		557298.00	
2305103			Plants, Manure, Implements etc.,	441890.00		441890.00	
2305109			Maintenance expenses - Schools	7920169.00		7920169.00	
2407001			Bank charges	709.84		709.84	
2722001			Depreciation - Buildings	6631035.00		6631035.00	
2727001			Depreciation - Furniture, Fixtures, Fitt	998591.00		998591.00	
2801001			Taxes		5587161.00		5587161.00
3109001		158938391.00	ACCUMULATED SURPLUS / DEFICIT				158938391.00
3111001		93929610.00	Contribution from Municipal Fund				93929610.00
3401001		2885282.00	Tender Deposit - Contractors.	3806193.00	920911.00		
3501003			ACCOUNTS PAYABLE - CONTRACTORS	13615118.00	13615118.00		
3501004			ACCOUNTS PAYABLE - SUPPLIERS	408890.00	408890.00		
3501005			Accounts Payable - Expenses	1315869.00	1315869.00		
3502013		249764.00	INCOME TAX DEDUCTIONS - CONTRACTORS	248119.00	256877.00		258522.00

A/C Code	Dr. Opening Balance	Cr. Opening Balance	Particulars	Debit Amount (Rs)	Credit Amount (Rs)	Net Debit Amount (Rs)	Net Credit Amount (Rs)
3502015		296440.00	VAT - PAYABLE	90702.00	226713.00		432451.00
3502025		145792.00	Manual Workers Geneneral Welfare Fund	24500.00	142000.00		263292.00
3504102		238266.00	ADVANCE COLLECTION - OTHER REVENUES				238266.00
3508001			OTHERS		2023472.00		2023472.00
4101001	33896000.00		LAND - GROSS BLOCK			33896000.00	
4102001	159431537.00		BUILDINGS - GROSS BLOCK	7967021.00		167398558.00	
4107001	10696242.00		FURNITURE FIXTURES AND FITTINGS - GROSS			10696242.00	
4112001		32028331.00	BUILDINGS - ACCUMULATED DEPRECIATION		6631035.00		38659366.00
4117001		6701878.00	FURNITURE, FIXTURES & FITTINGS - ACCUMUL		998591.00		7700469.00
4121001			Projects - in - progress Account	7967021.00	7967021.00		
4311917			Education Tax - Recoverable - Residentia	21429895.00	14767260.00	6662635.00	
4311920			Education Tax - Recoverable - Vacant Sit	4125640.00	674474.00	3451166.00	
4311921			Education Tax - Recoverable - Residentia	1936913.00	5751573.00	19460827.00	
4311924			Education Tax - Recoverable - Vacant Sit	3650248.00	4652696.00	6549285.00	
4501001			General Fund - Cash Account	17964870.00	18041630.00	106383.00	
4502106			EE - IOB - A/C - 801000100772	3061013.00	3753466.84	966523.16	
4502107			Indian Overseas Bank A/c No 076101000002			14004.00	

Avadi Municipality Elementary Education Fund

Trial Balance as On 31/03/2018

A/C Code	Dr: Opening Balance	Cr: Opening Balance	Particulars	Debit Amount (Rs)	Credit Amount (Rs)	Net Debit Amount (Rs)	Net Credit Amount (Rs)
4502108	26208.00		EEF - TRY - A/C III			26208.00	
4502204			EE - CUB - A/C - 500101011471123	15549845.00	12079045.00	3470800.00	
4702002	58680423.00		Receivable from Revenue Fund	7881133.00	2154117.00	64407439.00	
	295413754.00	295413754.00	Grand Total	127592682.84	127592682.84	333655763.00	333655763.00

[Signature]

INSPECTOR
LOCAL FUND AUDIT THIRUVARUR

[Signature]
COMMISSIONER
AVADI MUNICIPALITY

25.3.18

Income and Expenditure as on 2017-2018 Avadi Municipality Elementary Education Fund

Code	INCOME	Amount
110	Tax Revenue	2555535.00
120	Assigned Revenues & Compensations	
130	Rental Income from Municipal Properties	
140	Fees & User Charges	
150	Sale & Hire Charges	
160	Revenue Grants, Contribution and Subsidies	
170	Income from Investments	
171	Interest Earned	69228.00
180	Other Income	
A	Total Income	25624763.00

Code	EXPENDITURE	Amount
210	Establishment Expenses	0.00
220	Administrative Expenses	557298.00
230	Operations & Maintenance	8362059.00
240	Interest & Finance Charges	709.84
250	Programme Expenses	0.00
260	Grants, Contribution and Subsidies	0.00
270	Provisions and Write off	0.00
271	Miscellaneous Expenses	0.00
272	Depreciation	7629626.00
B	Total Expenditure	16549692.84
A - B	Gross Surplus/(Deficit) of Income over Expenditure	9,075,070.16

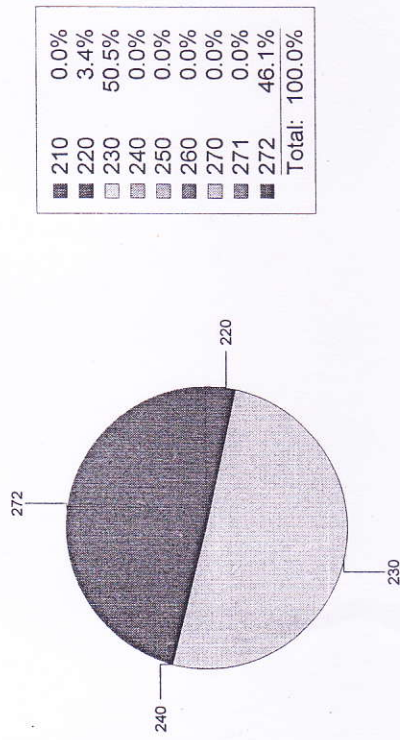
280 ADD : Prior Period Item 5,587,161.00
 290 LESS: Transfer to Reserve Funds 0.00

Net Balance Being Surplus/Deficit Carried Over 14,662,231.16

Avadi Municipality Elementary Education

Income and Expenditure as on 2017-2018

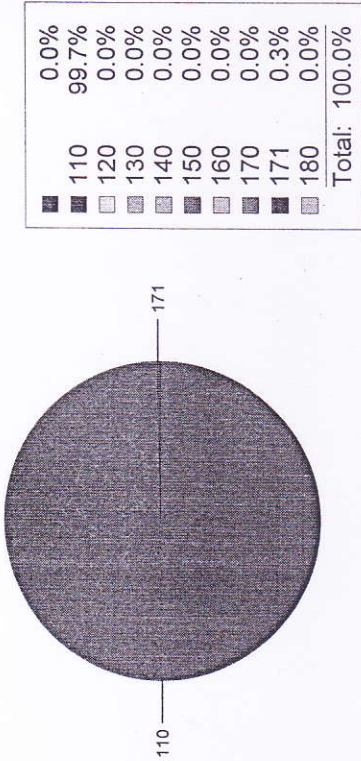
EXPENDITURE



Account Code	Particulars	Amount
210	Establishment Expenses	0.00
220	Administrative Expenses	557298.00
230	Operations & Maintenance	8362059.00
240	Interest & Finance Charge	709.84
250	Programme Expenses	0.00
260	Grants, Contribution and	0.00
270	Provisions and Write off	0.00
271	Miscellaneous Expenses	0.00
272	Depreciation	7629626.00
	Total	16549692.84

Avadi Municipality Elementary Education Fu

Income and Expenditure as on 2017-2018
Income



Account Code	Particulars	Amount
110	Tax Revenue	25555535.00
120	Assigned Revenues & Comp	0.00
130	Rental Income from Munic	0.00
140	Fees & User Charges	0.00
150	Sale & Hire Charges	0.00
160	Revenue Grants, Contribu	0.00
170	Income from Investments	0.00
171	Interest Earned	69228.00
180	Other Income	0.00
	Total	25624763.00

Avadi Municipality Elementary Education
Fund

Balance Sheet as on 31/03/2018

Liabilities		Assets			
A/C Code	Particulars	Amount	A/C Code	Particulars	Amount
	RESERVES & SURPLUS			FIXED ASSETS	
310	Municipal (General) Fund	173600622.16	410	Fixed Assets	211990800.00
311	Earmarked Funds	93929610.00	411	LESS - Accumulated Depreciat	-46359835.00
312	Reserves			Net Block	165630965.00
	Total Reserves & Surplus	93929610.00	412	Capital Work - in - progress	
320	Grants , Contribution for specific purposes			Total Fixed Assets	165630965.00
330	Secured Loans			INVESTMENTS	
331	Unsecured Loans		420	Investments - General Fund	
	Total Loans		421	Investments - Other Funds	
	CURRENT LIABILITIES AND PROVISIONS			Total Investments	
340	Deposits Received			CURRENT ASSETS, LOANS and ADV	
341	Deposit works		430	Stock - in- hand	
350	Other Liabilities	3216003.00	431	Sundry Debtors (Receivables)	36123913.00
360	Provisions		432	LESS - Accumulated Provision	
	Total Liabilities and Provisions	3216003.00		Net Amount Outstanding	36123913.00
			440	Pre-paid Expenses	
			450	Cash and Bank balance	4583918.16
			460	Loans, Advances and Deposits	
			461	LESS - Accumulated Against I	
				Net Amount Outstanding	
				Total Current Assets, Loans a	40707831.16

Balance Sheet as on 31/03/2018

Liabilities		Assets			
A/C Code	Particulars	Amount	A/C Code	Particulars	Amount
			470	Other Assets	64407439.00
		270746235.16			270746235.16


[Signature]
Inspector
Local Fund Audit


[Signature]
Commissioner
Avadi Municipality Elementary Education Fund

21.9.18

Avadi Municipality Elementary Education Fund Accumulated Surplus/Deficit Account

A/C Code	Particulars	Amount	A/C Code	Particulars	Amount
3109001	Net Surplus Transferred to Current Year B/S	173600622.16	3109001	Accumulated Surplus from Previous B/S	158938391.00
			3109001	Surplus From Current Year I&E A/c	14662231.16
		173600622.16			173600622.16


 Inspector
 Local Fund Audit


 Commissioner
 Avadi Municipality Elementary Education Fund

21-8-18