

**உள்ளாட்சி நிதித்தணிக்கை துறை**



திருவள்ளூர் மாவட்டம்

**ஆவடி மாநகராட்சி**

**கல்வி நிதி**

தணிக்கை மீதான

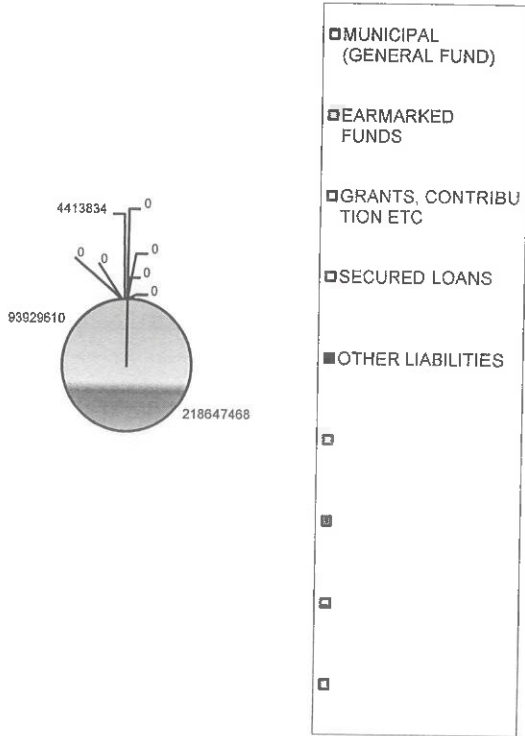
**ஆண்டுக் கணக்குகள்**

**2021-2022**



**AVADI CITY MUNICIPAL CORPORATION  
EDUCATION FUND  
OPENING BALANCE SHEET AS ON 1ST APRIL 2021**

**PIE CHART SHOWING THE LIABILITIES AS ON 1ST APRIL 2021**



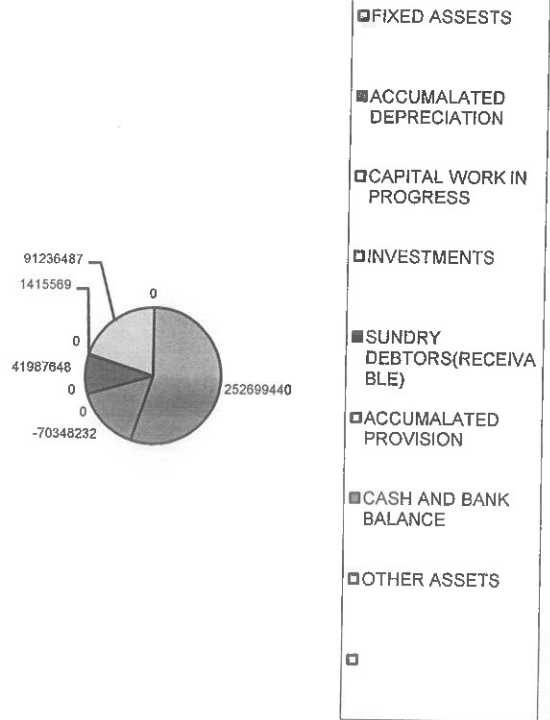
**LIABILITIES**

CODE	HEAD	AMOUNT
310	MUNICIPAL (GENERAL FUND)	218647468
311	EARMARKED FUNDS	93929610
320	GRANTS, CONTRIBUTION ETC	0
330	SECURED LOANS	0
350	OTHER LIABILITIES	4413834
	<b>TOTAL</b>	<b>316990912</b>

*ஆ. சி. சுவாமி*  
ஆய்வாளர்,

உள்ளாட்சி நிதித்தணிக்கை

**PIE CHART SHOWING THE ASSETS AS ON 1ST APRIL 2021**



**ASSETS**

CODE	HEAD	AMOUNT
410	FIXED ASSETS	252699440
411	ACCUMALATED DEPRECIATION	-70348232
412	CAPITAL WORK IN PROGRESS	0
420	INVESTMENTS	0
431	SUNDRY DEBTORS(RECEIVABLE)	41987648
432	ACCUMALATED PROVISION	0
450	CASH AND BANK BALANCE	1415569
470	OTHER ASSETS	91236487
	<b>TOTAL</b>	<b>316990912</b>

*Commissioner*

Avadi City Municipal Corporation

*6.1.2021*  
*6.1.2021*  
*6.1.2021*

**ஆவடி மாநகராட்சி**  
**AVADI CITY MUNICIPAL CORPORATION**

**Trial Balance**

Input Parameter : Financial Year : 2021-2022; Fund Name : Elementary Education Fund; From Date : 01/Apr/2021; To Date : 31/Mar/2022;

S.No	Account Code	Account Head Name	Opening Balance		Actuals		Net Balance	
			Debit(₹)	Credit(₹)	Debit (₹)	Credit (₹)	Debit(₹)	Credit(₹)
1	1100601	Education Tax - Residential	0	0	0	20683430	0.0	20683430
2	1100602	Education Tax - Commercial	0	0	0	4578288	0.0	4578288
3	1100603	Education Tax - Industrial	0	0	655	1433904	0.0	1433249
4	1100604	Education Tax - Vacant Sites	0	0	0	4944213	0.0	4944213
5	1711001	INTEREST FROM BANK	0	0	0	91200	0.0	91200
6	2201101	<u>ELECTRICITY CONSUMPTION CHARGES FOR OFFICE BUILDINGS</u>	0	0	94563	0	94563	0.0
7	2305109	<u>MAINTENANCE EXPENSES - SCHOOLS</u>	0	0	524160	0	524160	0.0
8	2305202	<u>REPAIRS AND MAINTENANCE - BUILDINGS</u>	0	0	466000	0	466000	0.0
9	2407001	<u>BANK CHARGES</u>	0	0	70	0	70	0.0
10	2703001	<u>IRRECOVERABLE REVENUE ITEMS WRITTEN OFF - TAXES</u>	0	0	624336	0	624336	0.0
11	2722001	<u>DEPRECIATION - BUILDINGS</u>	0	0	9217371	0	9217371	0.0
12	2727001	<u>DEPRECIATION - FURNITURE, FIXTURES, FITTINGS AND ELECTRICAL APPLIANCES</u>	0	0	543735	0	543735	0.0
13	2801001	Taxes	0	0	0	8941631	0.0	8941631
14	3109001	<u>ACCUMULATED SURPLUS / DEFICIT</u>	0	218647468	0	0	0.0	218647468
15	3111001	<u>CONTRIBUTION FROM MUNICIPAL FUND</u>	0	93929610	0	0	0.0	93929610
16	3401001	Tender Deposit - Contractors.	0	0	1268585	1268585	0.0	0.0
17	3501003	<u>ACCOUNTS PAYABLE - CONTRACTORS</u>	0	1554466	21590327	20035861	0.0	0.0
18	3501005	<u>ACCOUNTS PAYABLE EXPENSES</u>	0	0	1460634	1460634	0.0	0.0
19	3502013	<u>INCOME TAX DEDUCTIONS - CONTRACTORS</u>	0	61250	356187	320102	0.0	25165
20	3502015	<u>VAT - PAYABLE</u>	0	432451	432451	0	0.0	0.0

S.No	Account Code	Account Head Name	Opening Balance		Actuals		Net Balance	
			Debit(₹)	Credit(₹)	Debit (₹)	Credit (₹)	Debit(₹)	Credit(₹)
21	3502025	<u>Manual Workers Geneneral Welfare Fund - LWF</u>	0	34643	232802	206191	0.0	8032
22	3502032	<u>CGST - PAYABLE</u>	0	34643	232802	206191	0.0	8032
23	3502033	<u>SGST - PAYABLE</u>	0	34643	232802	206191	0.0	8032
24	3504102	<u>ADVANCE COLLECTION - OTHER REVENUES</u>	0	238266	0	0	0.0	238266
25	3508001	<u>Others</u>	0	2023472	0	432451	0.0	2455923
26	4101001	<u>LAND -GROSS BLOCK</u>	33896000	0	0	0	33896000	0.0
27	4102001	<u>BUILDINGS - GROSS BLOCK</u>	206530618	0	17958533	0	224489151	0.0
28	4107001	<u>FURNITURE FIXTURES AND FITTINGS - GROSS BLOCK</u>	12272822	0	0	0	12272822	0.0
29	4112001	<u>BUILDINGS - ACCUMULATED DEPRECIATION</u>	0	60174772	0	9217371	0.0	69392143
30	4117001	<u>FURNITURE, FIXTURES &amp; FITTINGS - ACCUMULATED DEPRECIATIONS</u>	0	10173460	0	543735	0.0	10717195
31	4121001	<u>PROJECTS - IN - PROGRESS ACCOUNT</u>	0	0	853496	853496	0.0	0.0
32	4122001	<u>PROJECTS - IN - PROGRESS ACCOUNT</u>	0	0	21765536	21765536	0.0	0.0
33	4311917	<u>Education Tax - Recoverable - Residential - Current</u>	0	0	20629094	12565220	8063874	0.0
34	4311918	<u>Education Tax - Recoverable - Commercial - Current</u>	0	0	4568675	3296931	1271744	0.0
35	4311919	<u>Education Tax - Recoverable - Industrial - Current</u>	0	0	1433904	1188840	245064	0.0
36	4311920	<u>Education Tax - Recoverable - Vacant Sites - Current</u>	0	0	4943991	996088	3947903	0.0
37	4311921	<u>Education Tax - Recoverable - Residential - Arrears</u>	24706174	0	4723346	9509497	19920023	0.0
38	4311922	<u>Education Tax - Recoverable - Commercial - Arrears</u>	2798613	0	35505	1164440	1669678	0.0
39	4311923	<u>Education Tax - Recoverable - Industrial - Arrears</u>	444074	0	0	190005	254069	0.0

S.No	Account Code	Account Head Name	Opening Balance		Actuals		Net Balance	
			Debit(₹)	Credit(₹)	Debit (₹)	Credit (₹)	Debit(₹)	Credit(₹)
40	4311924	Education Tax - Recoverable - Vacant Sites - Arrears	14038787	0	3783365	4679291	13142861	0.0
41	4501001	Cash Account	66901	0	14894211	14692644	268468	0.0
42	4502003	IOB A/C 076101000002	14004	0	0	0	14004	0.0
43	4502003	EEF-TRY A.C III	26208	0	0	0	26208	0.0
44	4502106	EE - IOB - A/C -801000100772	701357	0	16162	717519	0.0	0
45	4502204	EE - CUB - A/C - 500101011471123	607099	0	18149603	16717587	2039115	0.0
49	4702002	PAYABLE TO ELEMENTARY EDUCATION FUND	91236487	0	11874171	0	103110658	0.0
		<b>Total</b>	<b>387339144</b>	<b>387339144</b>	<b>162907073</b>	<b>162907073</b>	<b>436101879</b>	<b>436101879</b>

ஆ.ஆத்யா  
ஆலுவாளர்

உள்நகர் நிதித் தணிக்கைக்குறை  
திருவள்ளூர் மாவட்டம்


Commissioner

Avadi City Municipal Corporation

ச.செ. 06.1.18

**AVADI CITY MUNICIPAL CORPORATION**  
**ABSTRACT OF EDUCATION FUND**  
**ACCOUNT ON INCOME**

**PIE CHART SHOWING THE DETAIL INCOME FOR THE YEAR:2021-2022**



- A PROPERTY TAX
- B OTHER TAXES
- C ASSIGNED REVENUE
- D DEVOLUTION FUND
- E SERVICE CHARGES AND FEES
- F GRANTS AND CONTRIBUTIONS
- G SALE AND HIRE CHARGES
- 
- H OTHER INCOME

CODE	ACCOUNT HEAD	ACTUALS FOR 2020-2021	ACTUALS FOR 2021-2022
	<b>INCOME</b>		
110	TAX REVENUE	28610689.00	31639181.00
120	ASSIGNED REVENUE & COMPENSATIONS	0.00	0.00
130	RENTAL INCOME FROM MUNICIPAL PROPERTIES	0.00	0.00
140	FEES & USER CHARGES	0.00	0.00
150	SALE AND HIRE CHARGES	0.00	0.00
160	REVENUE GRANTS, CONTRIBUTION AND SUBSIDIES	0.00	0.00
170	INCOME FROM INVESTMENT	0.00	0.00
171	INTEREST EARNED	150865.00	91200.00
180	OTHER INCOME	0.00	0.00
	<b>TOTAL</b>	<b>28761554.00</b>	<b>31730381.00</b>

  
 ஆய்வாளர்,  
 உள்ளாட்சி நிதித்துணிக்ை

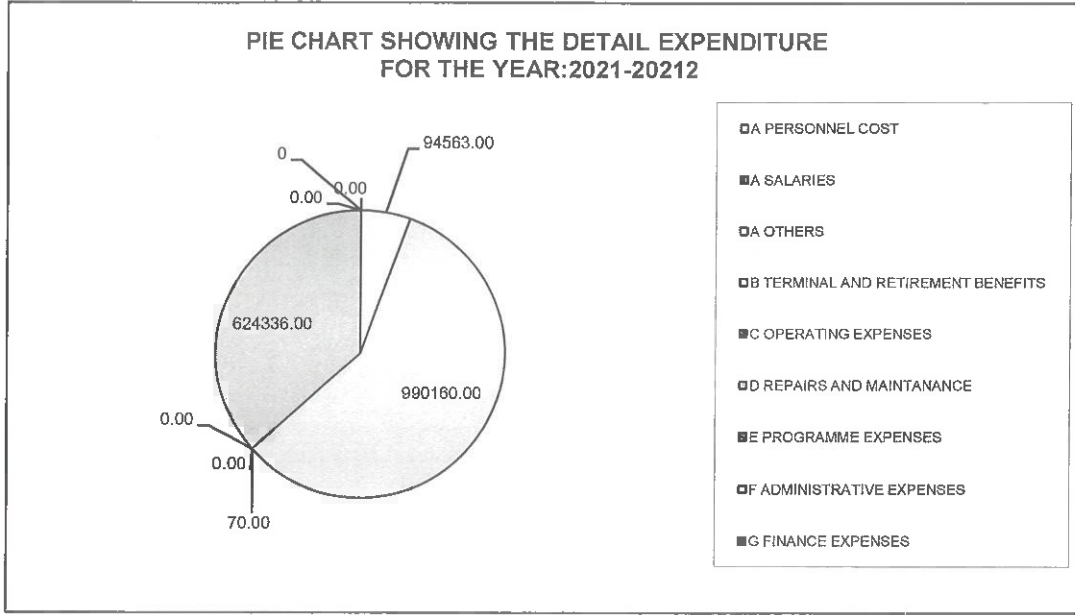
  
 Commissioner  
 Avadi City Municipal Corporation

  
 6-1-23 6-1-23 6-1-23



AVADI CITY MUNICIPAL CORPORATION

ABSTRACT OF EDUCATION FUND  
ACCOUNT ON EXPENDITURE



CODE	ACCOUNT HEAD	ACTUALS FOR 2020-2021	ACTUALS FOR 2021-2022
	<b>EXPENDITURE</b>		
210	ESTABLISHMENT EXPENSES	298700.00	0.00
220	ADMINISTRATIVE EXPENSES	594750.00	94563.00
230	OPERATION & MAINTANACE	4480200.00	990160.00
240	INTEREST & FINANCE	53.00	70.00
250	PROGRAMME EXPENSES	0.00	0.00
260	GRANTS, CONTRIBUTION & SUBSIDIES	0.00	0.00
270	PROVISION & WRITE OFF	0.00	624336.00
271	MISCELLANEOUS EXPENSES	0.00	0.00
272	DEPRECIATION	9457970.00	9761106.00
	<b>TOTAL</b>	<b>14831673.00</b>	<b>11470235.00</b>

ஆய்வாளர்,  
உள்ளாட்சி நிதித்துணிகை

Commissioner  
Avadi City Municipal Corporation  
6.1.23  
11.23  
6.1.23

**AVADI CITY MUNICIPAL CORPORATION**  
**ஆவடி மாநகராட்சி**

**Income And Expenditure Statement**

**Input Parameter:** Financial Year : 2021-2022; Fund Name : Elementary Education Fund; From Date : 01/Apr/2021; To Date : 31/Mar/2022;

Code No	Description of items	Schedule No.	Current Year Amount(₹)
<b>Income</b>			
110	Tax Revenue	I-1	31639181
171	Interest Earned	I-8	91200
	<b>Total</b>		<b>31730381</b>
<b>Expenditure</b>			
220	Administrative Expenses	I-11	94563
230	Operations & Maintenance	I-12	990160
240	Interest & Finance Charges	I-13	70
270	Provisions and Write off	I-16	624336
272	Depreciation		9761106
280	Prior Period Item	I-18	-8941631
	<b>Total</b>		<b>2528604</b>
	<b>3109002-Gross Surplus of Income over Expenditure</b>		<b>29201777</b>

*ஆ. சி. சாstry*  
ஆய்வாளர்

உள்ளாட்சி நிர்வாகத்துறை  
திருவள்ளூர் மாநகராட்சி

*[Signature]*  
Commissioner  
Avadi City Municipal Corporation

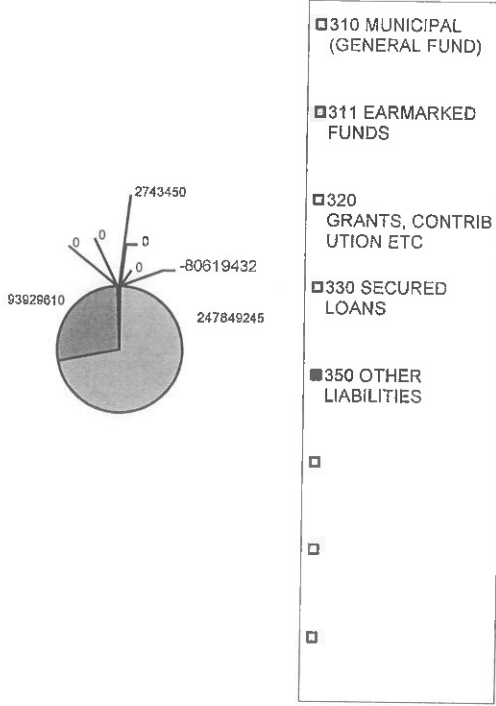
*[Signature]*  
6.11.22  
6.11.22






**AVADI CITY MUNICIPAL CORPORATION  
EDUCATION FUND  
BALANCE AS ON 31ST MARCH 2022**

**PIE CHART SHOWING THE LIABILITIES AS ON 31ST MARCH 2022**

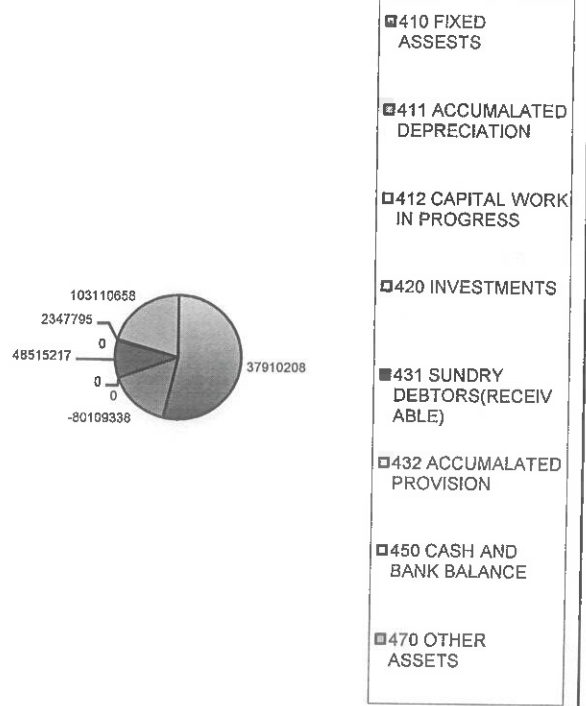


**LIABILITIES**

CODE	HEAD	AMOUNT
310	MUNICIPAL (GENERAL FUND)	247849245
311	EARMARKED FUNDS	93929610
320	GRANTS, CONTRIBUTION ETC	0
330	SECURED LOANS	0
350	OTHER LIABILITIES	2743450
	<b>TOTAL</b>	<b>344522305</b>

  
 உள்ளாட்சி நிதித்தணிக் கை

**PIE CHART SHOWING THE ASSESTS AS ON 31ST MARCH 2022**



**ASSESTS**

CODE	HEAD	AMOUNT
410	FIXED ASSESTS	270657973
411	ACCUMALATED DEPRECIATION	-80109338
412	CAPITAL WORK IN PROGRESS	0
420	INVESTMENTS	0
431	SUNDRY DEBTORS(RECEIVABLE)	48515217
432	ACCUMALATED PROVISION	0
450	CASH AND BANK BALANCE	2347795
470	OTHER ASSETS	103110658
	<b>TOTAL</b>	<b>344522305</b>

  
 Commissioner  
 Avadi City Municipal Corporation

6-12  
 6/11/22  
 6/11/22

**ஆவடி மாநகராட்சி**  
**AVADI CITY MUNICIPAL CORPORATION**

**Balance Sheet**

**Input Parameter :** Financial Year : 2021-2022; Fund Name : Elementary Education Fund; From Date : 01/Apr/2021; To Date : 31/Mar/2022;

Code No	Description of items	Schedule No.	Current Year Amount(₹)	Previous Year Amount(₹)
<b>Liabilities</b>				
310	Municipal (General) Fund	B-1	247849245	218647468
311	Earmarked Funds	B-2	93929610	93929610
340	Deposits Received	B-7	0	0
350	Other Liabilities	B-9	2743450	4413834
	<b>Total</b>		<b>344522305</b>	<b>316990912</b>
<b>Assets</b>				
410	Fixed Assets	B-11	270657973	252699440
411	Accumulated Depreciation		-80109338	-70348232
412	Capital Work - in - progress		0	0
431	Sundry Debtors (Receivables)	B-15	48515217	41987648
450	Cash and Bank balance	B-17	2347795	1415569
470	Other Assets	B-19	103110658	91236487
	<b>Total</b>		<b>344522305</b>	<b>316990912</b>

  
ஆய்வாளர்,

உள்ளாட்சி நிதித்துணிக்கை,

  
Commissioner

Avadi City Municipal Corporation

6.1.23



**ஆவடி மாநகராட்சி**  
**AVADI CITY MUNICIPAL CORPORATION**

**Balance Sheet**

**Input Parameter :** Financial Year : 2021-2022;Fund Name : Elementary Education Fund;From Date : 01/Apr/2021;To Date : 31/Mar/2022;

Code No	Description of items	Shedule No.	Current Year Amount(₹)	Previous Year Amount(₹)
<b>Liabilities</b>				
3109001	ACCUMULATED SURPLUS / DEFICIT		247849245	218647468
3111001	CONTRIBUTION FROM MUNICIPAL FUND		93929610	93929610
3401001	Tender Deposit - Contractors.		0	0
3501003	ACCOUNTS PAYABLE - CONTRACTORS		0	1554466
3501005	ACCOUNTS PAYABLE EXPENSES		0	0
3502013	INCOME TAX DEDUCTIONS - CONTRACTORS		25165	61250
3502015	VAT - PAYABLE			
3502025	Manual Workers General Welfare Fund - LWF		8032	432451
3502032	CGST - PAYABLE		8032	34643
3502033	SGST - PAYABLE		8032	34643
3504102	ADVANCE COLLECTION - OTHER REVENUES		238266	238266
3508001	Others		2455923	2023472
	<b>Total</b>		<b>344522305</b>	<b>316990912</b>
<b>Assets</b>				
4101001	LAND -GROSS BLOCK		33896000	33896000
4102001	BUILDINGS - GROSS BLOCK		224489151	206530618
4107001	FURNITURE FIXTURES AND FITTINGS - GROSS BLOCK		12272822	12272822
4112001	BUILDINGS - ACCUMULATED DEPRECIATION		-69392143	-60174772

Code No	Description of items	Schedule No.	Current Year Amount(₹)	Previous Year Amount(₹)
4117001	FURNITURE, FIXTURES & FITTINGS - ACCUMULATED DEPRECIATIONS		-10717195	-10173460
4121001	PROJECTS - IN - PROGRESS ACCOUNT		0	0
4122001	PROJECTS - IN - PROGRESS ACCOUNT		0	0
4311917	Education Tax - Recoverable - Residential - Current		8063874	7106194
4311918	Education Tax - Recoverable - Commercial - Current		1271744	1404167
4311919	Education Tax - Recoverable - Industrial - Current		245064	302716
4311920	Education Tax - Recoverable - Vacant Sites - Current		3947903	3440227
4311921	Education Tax - Recoverable - Residential - Arrears		19920023	17599980
4311922	Education Tax - Recoverable - Commercial - Arrears		1669678	1394446
4311923	Education Tax - Recoverable - Industrial - Arrears		254069	141358
4311924	Education Tax - Recoverable - Vacant Sites - Arrears		13142861	10598560
4501001	Cash Account		268468	66901
4502003	IOB A/C 076101000002		14004	14004
4502003	EEF-TRY A.C III		26208	26208
4502106	EE - IOB - A/C - 801000100772		0	701357
4502204	EE - CUB - A/C - 500101011471123		2039115	607099
4702002	PAYABLE TO ELEMENTARY EDUCATION FUND		103110658	91236487
	<b>Total</b>		<b>344522305</b>	<b>316990912</b>

  
ஆய்வாளர்,

உள்ளாட்சி நிதித்தணிக்கை,

Commissioner  
Avadi City Municipal Corporation

ச.ச.ச  
11.07/2019



**AVADI CITY MUNICIPAL CORPORATION**  
**4001-ACCUMALATED SURPLUS RECONCILLATION STATEMENT**  
**FOR THE YEAR:2021-2022**  
**EDUCATION FUND ACCOUNT**

OPENING BALANCE AS ON 01.4.2021 218647468.00

ADD

2801001 - TAXES 8941631.00

227589099.00

ADD


2804001 - PRIOR YEAR INCOME 0.00

227589099.00

INCOME FOR THE YEAR:2021-2022 31730381.00  
EXPENDITURE FOR THE YEAR:2021-2022 11470235.00

NETSURPLUS FOR THE YEAR:2021-2022 20260146.00 20260146.00

CLOSING BALANCE AS ON 31ST MARCH 2022 247849245.00

  
ஆய்வாளர்,  
உள்ளாட்சி நிதித்தணிக்கை,

  
Commissioner  
Avadi City Municipal Corporation

6.1.20 2/1.23 6/1.27




**ஆவடி மாநகராட்சி**

**ஆரம்ப கல்வி நிதியின் கீழ் பல்வேறு சொத்துகளுக்கான தேய்மான கணக்கீடு பட்டியல் 2021-2022**

வ.எண்	சொத்துவரி விவரம்	பதிப்பு எண்	01.04.2021 அன்று பதிப்பு		01.04.2021 அன்று பதிப்புக்காக செலவு செய்யப்பட்ட தொகை		01.04.2021 அன்று பதிப்புக்காக செலவு செய்யப்பட்ட தொகை		தனித்தனி ஆண்டுகளின் தேய்மானம்				தேய்மானம் (11+16)		திரண்ட தேய்மானம்	மதிப்பு (10-11) மதிப்புக் குறைபாடு	
			மதிப்பு	பதிப்பு	மதிப்பு	பதிப்பு	மதிப்பு	பதிப்பு	மதிப்பு	பதிப்பு	மதிப்பு	பதிப்பு	மதிப்பு	பதிப்பு			
1	நிலம்	4101001	33896000	33896000	0	0	0	0	0	0	0	0	0	0	0	33896000	
2	கட்டிடம்	4102001	146355846	208530618	7170167	10788366	0	224489151	60174772	5.80	84488639	415870	312863	9217371	69392143	4112001	155097008
3	தளவாடங்கள்	4107001	2099362	12272822	0	0	0	12272822	10173460	25.90	543735	0	0	543735	10717195	4117001	1555627
	மொத்தம்		182351208	252699440	7170167	10788366	0	270657973	70348232		9032374	415870	312863	9761106	80109338		190548635
					17958533									9761106			

  
**Commissioner**  
 Avadi City Municipal Corporation  
 6.12.22

  
**ஆய்வாளர்**  
 உள்ளாட்சி நிதித் தணிக்கைத்துறை  
 திருவள்ளூர் மாவட்டம்

**AVADI CITY MUNICIPAL CORPORATION**  
**ஆவடி மாநகராட்சி**  
**Demand Collection Balance**

Financial Year : 2021-2022



Tax Type	DCB Type	No of Assessee	Demand(Lakhs)			Collection(Lakhs)			Balance (Lakhs)			Collection %		
			Arrear	Current	Total	Arrear	Current	Total	Arrear	Current	Total	Arrear	Current	Total
1. Property Tax	Collectable	81866	102423848	124062449	226486297	51092020	82938548	134030568	51331828	41123901	92455729	49.88	66.85	59.18
	Government	24	37510663	8043212	45553875	2030966	4026432	6057398	35479697	4016780	39496477	5.41	50.06	13.30
	Litigation	155	20016406	6199299	26215705	5114638	1699140	6813778	14901768	4500159	19401927	25.55	27.41	25.99
2. Vacant Land Tax	<b>Total</b>	<b>82045</b>	<b>159950917</b>	<b>138304960</b>	<b>298255877</b>	<b>58237624</b>	<b>88664120</b>	<b>146901744</b>	<b>101713293</b>	<b>49640840</b>	<b>151354133</b>	<b>36.41</b>	<b>64.11</b>	<b>49.25</b>
	Collectable	10363	89643509	25214703	114858212	21545782	4759250	26305032	68097727	20455453	88553180	24.03	18.87	22.90
3. Profession Tax	<b>Total</b>	<b>10363</b>	<b>89643509</b>	<b>25214703</b>	<b>114858212</b>	<b>21545782</b>	<b>4759250</b>	<b>26305032</b>	<b>68097727</b>	<b>20455453</b>	<b>88553180</b>	<b>24.03</b>	<b>18.87</b>	<b>22.90</b>
	Individual	5654	23142890	5149406	28292296	882697	824444	1707141	22260193	4324962	26585155	3.81	16.01	6.03
	Organization	303	7430817	2695525	34386342	7142758	25860141	33002899	288059	1095384	1383443	96.12	95.94	95.98
4. Water Charges	<b>Total</b>	<b>5957</b>	<b>30573707</b>	<b>32104931</b>	<b>62678638</b>	<b>8025455</b>	<b>26684585</b>	<b>34710040</b>	<b>22548252</b>	<b>5420346</b>	<b>27968598</b>	<b>26.25</b>	<b>83.12</b>	<b>55.38</b>
	Collectable	443	2979677	1167760	4147437	301181	375720	676901	2678496	792040	3470536	10.11	32.17	16.32
5. Non Tax	<b>Total</b>	<b>443</b>	<b>2979677</b>	<b>1167760</b>	<b>4147437</b>	<b>301181</b>	<b>375720</b>	<b>676901</b>	<b>2678496</b>	<b>792040</b>	<b>3470536</b>	<b>10.11</b>	<b>32.17</b>	<b>16.32</b>
	Collectable	155	10059908	8611104	18671012	7604074	4130655	11734729	2455834	4480449	6936283	75.59	47.97	62.85
6. SUC Charges	<b>Total</b>	<b>155</b>	<b>10059908</b>	<b>8611104</b>	<b>18671012</b>	<b>7604074</b>	<b>4130655</b>	<b>11734729</b>	<b>2455834</b>	<b>4480449</b>	<b>6936283</b>	<b>75.59</b>	<b>47.97</b>	<b>62.85</b>
	Commercial	2314	3573448	3280560	6854008	1335819	1890837	3226656	2237629	1389723	3627352	37.38	57.64	47.08
	Edu. Institution	51	1506000	612000	2118000	474000	120000	594000	1032000	492000	1524000	31.47	19.61	28.05
7. UnderGround Drainage	Industrial	245	71400	120000	191400	21660	84960	106620	49740	35040	84780	30.34	70.80	55.71
	Residential	58177	15240526	22533338	37774364	8037025	14392132	22429157	7203501	8141706	15345207	52.73	63.87	59.38
7. UnderGround Drainage	<b>Total</b>	<b>60787</b>	<b>20391374</b>	<b>26546398</b>	<b>46937772</b>	<b>9868504</b>	<b>16487929</b>	<b>26356433</b>	<b>10522870</b>	<b>10058469</b>	<b>20581339</b>	<b>48.40</b>	<b>62.11</b>	<b>56.15</b>
	Collectable	5361	4937177	7112096	12049273	158306	232484	390790	4778871	6879612	11658483	3.21	3.27	3.24
7. UnderGround Drainage	<b>Total</b>	<b>5361</b>	<b>4937177</b>	<b>7112096</b>	<b>12049273</b>	<b>158306</b>	<b>232484</b>	<b>390790</b>	<b>4778871</b>	<b>6879612</b>	<b>11658483</b>	<b>3.21</b>	<b>3.27</b>	<b>3.24</b>
	<b>Grand Total</b>	<b>165111</b>	<b>31853627</b>	<b>239061952</b>	<b>557598221</b>	<b>105740926</b>	<b>141354743</b>	<b>247075669</b>	<b>212795343</b>	<b>977727209</b>	<b>310522552</b>	<b>33.20</b>	<b>59.12</b>	<b>44.31</b>

**Commissioner**  
Avadi City Municipal Corporation  
6.12.23

**ஆ. சிவசுப்பிரமணியன்**  
ஆய்வாளர்  
உள்ளாட்சி நிதித் தணிக்கைத்துறை  
திருவள்ளூர் மாவட்டம்

**AVADI CITY MUNICIPAL CORPORATION  
LOAN STATEMENT FOR THE YEAR: 2021-2022**

Name of Scheme work with D.P.Code	Name of the lending agency	Year of Loan sanctioned by the lending agency	Loan Amount taken	Receipts for the year: 2021-22	The total repayment of loan upto 31.03.2021		Opening Balance as on 01.04.2021	The total repayment of loan as on 31.03.2022		Total Outstanding loan as on date
					Principal	Interest		Principal	Interest	
1	2	3	4	5	6		7	8		9
ROAD WORKS - WSPF625003	WATER, SANITATION POOLED FUND	2013-2014	21000000		95439089	84318556	114560911	21821124	8648624	92739787
Revenue Fund		TOTAL	21000000	0	95439089	84318556	114560911	21821124	8648624	92739787
UNDER GROUND DRAINAGE SCHEME - M0809-012	TUFIDCO	2009-2010	395135000	0	300209054	82749967	94925946	14985307	1823965	79940639
UNDER GROUND DRAINAGE SCHEME - J-0706-0028	TUFIDCO / Interest free loan (JNNURM)	2008-2009	158054840	0	0	0	158054840	0	0	158054840
UNDER GROUND DRAINAGE SCHEME - SSLC Under Revolving fund of UIDSSMT	TUFIDCO / Interest free loan (UIDMSSMT)	2018-2019	16225000	0	0	0	16225000	0	0	16225000
Water Supply and Drainage fund		TOTAL	569414840	0	300209054	82749967	269205786	14985307	1823965	254220479

  
 Commissioner  
 Avadi City Municipal Corporation  
  
 6.3.22

  
 ஆய்வாளர்

உள்ளாட்சி நிதித் தணிக்கைத்துறை  
 திருவள்ளூர் மாவட்டம்