

உள்ளாட்சி நிதித்தணிக்கை துறை



திருவள்ளூர் மாவட்டம்
ஆவடி மாநகராட்சி

வருவாய் மற்றும் மூலதன நிதி

தணிக்கை மீதான

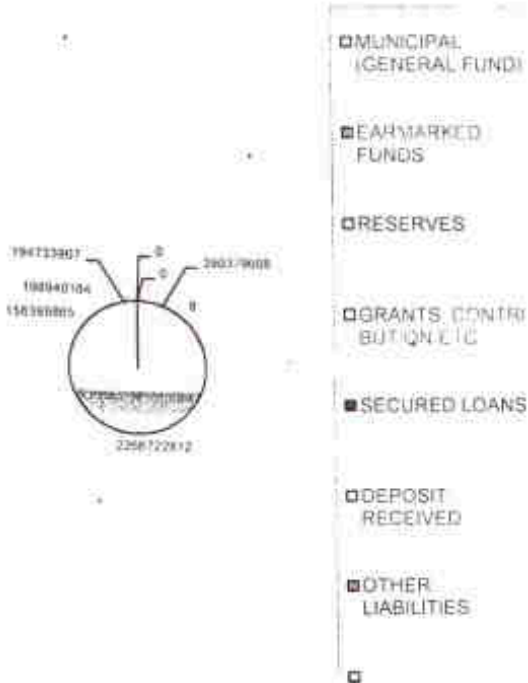
ஆண்டுக் கணக்குகள்

2019-2020



**AVADI CITY MUNICIPAL CORPORATION
REVENUE FUND
OPENING BALANCE SHEET AS ON 1ST APRIL 2019**

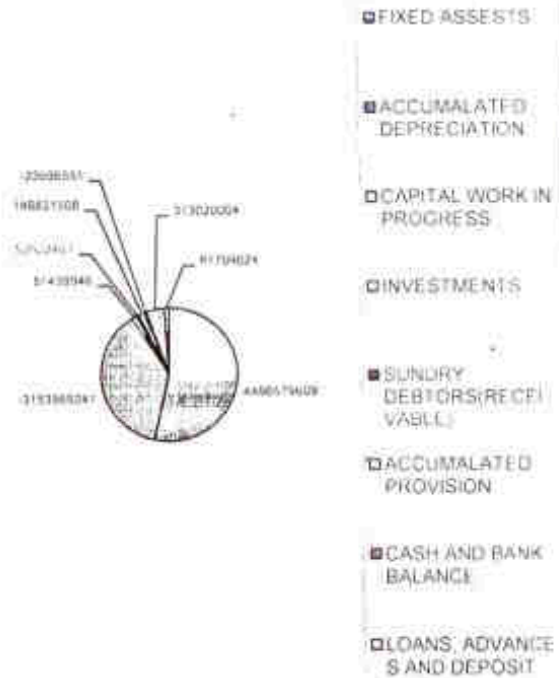
PIE CHART SHOWING THE LIABILITIES AS ON 1ST APRIL 2019



LIABILITIES

CODE	HEAD	AMOUNT
310	MUNICIPAL (GENERAL FUND)	(-) 173801421
311	EARMARKED FUNDS	8903/9608
312	RESERVES	8
320	GRANTS, CONTRIBUTION ETC	2266722812
330	SECURED LOANS	158399865
340	DEPOSIT RECEIVED	198940164
350	OTHER LIABILITIES	194733907
	TOTAL	3035374943

PIE CHART SHOWING THE ASSETS AS ON 1ST APRIL 2019



ASSETS

CODE	HEAD	AMOUNT
410	FIXED ASSETS	4496579609
411	ACCUMALATED DEPRECIATION	3153559241
412	CAPITAL WORK IN PROGRESS	81439946
420	INVESTMENTS	52622407
431	SUNDRY DEBTORS(RECEIVABLE)	146831508
432	ACCUMALATED PROVISION	-22696554
450	CASH AND BANK BALANCE	373020004
460	LOANS, ADVANCES AND DEPOSIT	81709024
470	OTHER ASSETS	979438237
	TOTAL	3035374943

[Signature]
ஆய்வாளர்,
உள்ளாட்சி நிதித்துணிக் கை,

[Signature]
Commissioner
Avadi City Municipal Corporation

16/04/2019

ஆவடி மாநகராட்சி
AVADI CITY MUNICIPAL CORPORATION

Trial Balance

Input Parameter : Financial Year : 2019-2020; Fund Name : Revenue Fund; From Date : 01/Apr/2019; To Date : 31/Mar/2020;

S.No	Account Code	Account Head Name	Opening Balance		Actuals		Net Balance	
			Debit(₹)	Credit(₹)	Debit (₹)	Credit (₹)	Debit(₹)	Credit(₹)
1	1100101	PROPERTY TAX - RESIDENTIAL	0	0	0	43895645	0.0	43895645
2	1100102	PROPERTY TAX - COMMERCIAL	0	0	0	10052940	0.0	10052940
3	1100103	Property Tax - Industrial	0	0	0	3443865	0.0	3443865
4	1100104	Property Tax - Vacant Sites	0	0	0	9003149	0.0	9003149
5	1101001	PROFESSIONAL TAX	0	0	0	36230598	0.0	36048955
6	1201001	DUTY ON TRANSFER OF PROPERTY	0	0	181643	0	0.0	36048955
7	1201002	ENTERTAINMENT TAX	0	0	0	56800985	0.0	56800985
8	1301001	RENT FROM SHOPPING COMPLEX/MARKETS	0	0	0	1592059	0.0	1592059
9	1301003	MARKET FEES - DAILY MARKET	0	0	0	5294511	0.0	5294511
10	1308005	Pay And Use Toilet	0	0	0	4598032	0.0	4598032
11	1401001	CONTRACTORS/SUPPLIERS/LICENSED SURVEYORS/PLUMBERS/OTHERS	0	0	0	5600	0.0	5600
12	1401101	D&O Trade Licence Fees	0	0	0	635500	0.0	635500
13	1401103	BUILDING LICENCE FEES	0	0	0	1333900	0.0	1333900
14	1401301	COPY APPLICATION FEES	0	0	0	14822373	0.0	14822373
15	1401302	BIRTH & DEATH CERTIFICATE FEES	0	0	0	49079	0.0	49079
16	1401303	OTHER CERTIFICATE FEES	0	0	0	1174080	0.0	1174080
17	1401401	Road Formation Charges	0	0	0	108500	0.0	108500
18	1401403	Other Development Charges	0	0	0	25353765	0.0	25353765
			0	0	0	1100	0.0	1100

S.No	Account Code	Account Head Name	Opening Balance		Actuals		Net Balance	
			Debit (₹)	Credit (₹)	Debit (₹)	Credit (₹)	Debit (₹)	Credit (₹)
19	1401404	LAYOUT SUBDIVISION FEE	0	0	0	7367691	0.0	7367691
20	1401405	Unapproved Layout - Development charges	0	0	0	54927438	0.0	54927438
21	1401502	Demolition Charges	0	0	0	10400	0.0	10400
22	1402004	OTHER PENALTIES	0	0	0	202343	0.0	202343
23	1404004	Contractors/Suppliers/Licensed Surveyors/Plumbers/Others- Renewal Fees	0	0	0	416000	0.0	416000
24	1405010	SWM - USER CHARGES	0	0	0	21418261	0.0	21418261
25	1407017	Property Tax Name Transfer Charges	0	0	0	25065	0.0	25065
26	1407018	Building Plan Application Fee	0	0	0	7120	0.0	7120
27	1408003	Misc. Recoveries	0	0	0	13470596	0.0	13470596
28	1501003	Amma Unavagam-Sale Of Food	0	0	0	1154327	0.0	1154327
29	1601003	GRANTS FROM STATE GOVERNMENT	0	0	0	65964245	0.0	65964245
30	1601004	DEVOLUTION FUND (INCLUDING STATE FINANCE)	0	0	0	415251701	0.0	415251701
31	1603001	COMMISSION FUND	0	0	0	79579179	0.0	79579179
32	1701001	SCHEME GRANTS	0	0	5612695	7845896	0.0	2233201
33	1702001	INTEREST ON INVESTMENTS / FIXED DEPOSITS	0	0	0	30000	0.0	30000
34	1711001	DIVIDEND ON SHARES	0	0	0	9022590	0.0	9022590
35	1801101	INTEREST FROM BANK	0	0	0	84948923	0.0	84948923
36	1808001	DEPOSITS LAPSED	0	0	0	15753918	0.0	15753918
37	2101001	OTHER INCOME	0	0	0	123365594	0	123365594
38	2101002	PAY	0	0	18000	0	18000	0.0
39	2101004	GRADE PAY	0	0	20211908	0	20211908	0.0
40	2101005	DEARNESS ALLOWANCE	0	0	13798312	0	13798312	0.0
		HOUSE RENT ALLOWANCE	0	0	0	0	0	0.0

S.No	Account Code	Account Head Name	Opening Balance		Actuals		Net Balance	
			Debit (₹)	Credit (₹)	Debit (₹)	Credit (₹)	Debit (₹)	Credit (₹)
41	2101006	CITY COMP. ALLOWANCE	0	0	2563931	0	2563931	0.0
42	2101007	MEDICAL ALLOWANCE	0	0	984812	0	984812	0.0
43	2101008	OTHER ALLOWANCE	0	0	559891	0	559891	0.0
44	2101010	WAGES - OTHERS	0	0	62235492	0	62235492	0.0
45	2101011	BONUS	0	0	13726	13726	0.0	0.0
46	2101012	EXGRATIA	0	0	910726	0	910726	0.0
47	2102004	SUPPLY OF UNIFORMS	0	0	238059	0	238059	0.0
48	2102006	TRAINING PROGRAMME EXPENSES	0	0	550641	0	550641	0.0
49	2102010	HEALTH INSURANCE LOCAL BODY CONTRIBUTION	0	0	777622	0	777622	0.0
50	2102013	SPECIAL PROVIDENT FUND CUM GRATUITY SCHEME	0	0	146892	0	146892	0.0
51	2102014	GROUP INSURANCE SCHEME - MANAGEMENT CONTRIBUTION	0	0	2519055	1922610	596445	0.0
52	2102015	CPF MANAGEMENT CONTRIBUTION	0	0	3464708	0	3464708	0.0
53	2102019	CONVEYANCE ALLOWANCE	0	0	131618	0	131618	0.0
54	2102023	Uniform Stitching Charges for Workers	0	0	130800	0	130800	0.0
55	2103005	PENSIONS CONTRIBUTION TO MUNICIPAL EMPLOYEES	0	0	60768791	0	60768791	0.0
56	2104006	Other Contribution to Municipal Employees	0	0	60000	0	60000	0.0
57	2201004	MOTOR VEHICLE TAX	0	0	74518	0	74518	0.0
58	2201201	TELEPHONE CHARGES	0	0	339977	0	339977	0.0
59	2201203	POSTAGE AND TELEGRAM AND FAX CHARGES	0	0	5000	0	5000	0.0
60	2202101	STATIONERY AND PRINTING	0	0	5182435	0	5182435	0.0

S.No	Account Code	Account Head Name	Opening Balance		Actuals		Net Balance	
			Debit (₹)	Credit (₹)	Debit (₹)	Credit (₹)	Debit (₹)	Credit (₹)
61	2204001	VEHICLE INSURANCE	0	0	589186	0	589186	0.0
62	2205001	STATUTORY AUDIT FEES	0	0	504124	0	504124	0.0
63	2205102	COURT FEES	0	0	60000	0	60000	0.0
64	2205104	LEGAL & ARBITRATION EXPENSES	0	0	148000	0	148000	0.0
65	2206001	ADVERTISEMENT CHARGES	0	0	2065130	0	2065130	0.0
66	2208001	CASH AWARDS & PRIZES	0	0	236000	0	236000	0.0
67	2208003	OTHER EXPENSE	0	0	803000	0	803000	0.0
68	2301003	POWER CHARGES FOR STREET LIGHTS	0	0	41611448	0	41611448	0.0
69	2303002	DIESEL	0	0	21865967	0	21865967	0.0
70	2303005	SANITARY MATERIALS	0	0	3294094	0	3294094	0.0
71	2304003	HIRE CHARGES FOR VEHICLES	0	0	6339696	0	6339696	0.0
72	2305007	MAINTENANCE EXPENSES FOR STREET LIGHTS	0	0	20682120	0	20682120	0.0
73	2305104	SANITARY / CONSERVANCY EXPENSES	0	0	1410025	0	1410025	0.0
74	2305202	REPAIRS AND MAINTENANCE - BUILDINGS	0	0	325898	0	325898	0.0
75	2305301	Light Vehicles - Maintenance	0	0	5376411	0	5376411	0.0
76	2305302	HEAVY VEHICLES - MAINTENANCE	0	0	2707383	0	2707383	0.0
77	2305303	OTHER VEHICLES - MAINTENANCE	0	0	107500	0	107500	0.0
78	2308009	GARBAGE CLEARANCE	0	0	134858287	0	134858287	0.0
79	2308016	LAPSED DEPOSIT REFUND	0	0	7337757	0	7337757	0.0
80	2308019	AMMA UNAVAGAM	0	0	3917315	0	3917315	0.0
81	2308023	IEC Expenses	0	0	11445788	9690000	1755788	0.0
82	2403001	INTEREST ON LOANS FROM TNUFIDCO	0	0	79859	76270	3589	0.0
83	2403003	INTEREST ON LOANS FROM TNUJFSL	0	0	9376265	0	9376265	0.0
84	2407001	BANK CHARGES	0	0	7022	0	7022	0.0

S.No	Account Code	Account Head Name	Opening Balance		Actuals		Net Balance	
			Debit(₹)	Credit(₹)	Debit (₹)	Credit (₹)	Debit(₹)	Credit(₹)
85	2501001	<u>ELECTION EXPENSES</u>	0	0	9802055	0	9802055	0.0
86	2602002	CMDA	0	0	704650	0	704650	0.0
87	2602004	TNIUS	0	0	200000	0	200000	0.0
88	2602006	MUNICIPAL CONTRIBUTION	0	0	653330	0	653330	0.0
89	2701001	<u>PROVISION FOR DOUBTFUL COLLECTION OF REVENUE ITEMS - TAXES</u>	0	0	8741378	0	8741378	0.0
90	2703001	<u>IRRECOVERABLE REVENUE ITEMS WRITTEN OFF - TAXES</u>	0	0	18083713	0	18083713	0.0
91	2722001	<u>DEPRECIATION - BUILDINGS</u>	0	0	27025406	0	27025406	0.0
92	2723001	<u>DEPRECIATION - ROADS & BRIDGES</u>	0	0	493329217	0	493329217	0.0
93	2723101	<u>DEPRECIATION - SEWERAGE AND DRAINAGE</u>	0	0	31729036	0	31729036	0.0
94	2724001	<u>DEPRECIATION - PLANT & MACHINERY</u>	0	0	3855807	0	3855807	0.0
95	2725001	<u>DEPRECIATION - VEHICLES</u>	0	0	16562681	0	16562681	0.0
96	2727001	<u>DEPRECIATION - FURNITURE, FIXTURES, FITTINGS AND ELECTRICAL APPLIANCES</u>	0	0	10547891	4506491	6041400	0.0
97	2801001	Taxes	0	0	12989768	25979536	0.0	12989768
98	2804001	PRIOR YEAR INCOME	0	0	0	10667703	0.0	10667703
99	2808001	PRIOR YEAR EXPENSES	0	0	36089418	0	36089418	0.0
100	3101001	MUNICIPAL FUND	52179554	0	0	0	52179554	0.0
101	3109001	<u>ACCUMULATED SURPLUS / DEFICIT</u>	121621867	0	0	0	121621867	0.0
102	3111001	<u>CONTRIBUTION FROM MUNICIPAL FUND</u>	0	390379608	0	0	0.0	390379608
103	3121101	<u>CAPITAL RESERVE</u>	0	8	0	0	0.0	8
104	3203001	<u>CONTRIBUTIONS FROM THE GOVERNMENT</u>	0	2175128650	0	68336296	0.0	2243464946
105	3203002	<u>GRANTS FROM THE GOVERNMENT</u>	0	91594162	253582585	248956789	0.0	86968366
106	3303002	<u>LOAN FROM TUFIDCO</u>	0	196706	50755481	50558775	0.0	0.0

S.No	Account Code	Account Head Name	Opening Balance		Actuals		Net Balance	
			Debit(₹)	Credit(₹)	Debit(₹)	Credit(₹)	Debit(₹)	Credit(₹)
107	3303005	loan from INUDE	0	158203159	32195162	10374038	0.0	136382035
108	3401001	Tender Deposit - Contractors.	0	175955958	99229809	58187449	0.0	134913598
109	3401002	TENDER DEPOSIT- SUPPLIERS	0	1066085	401680	266632	0.0	931037
110	3402001	Security Deposit - Lease	0	7242944	6851564	3146520	0.0	3537900
111	3408001	DEPOSITS - OTHERS	0	14606677	4882830	2955800	0.0	12679647
112	3408002	Election Deposit	0	68500	0	0	0.0	68500
113	3501003	ACCOUNTS PAYABLE - CONTRACTORS	0	32705993	550202901	522544213	0.0	5047305
114	3501004	ACCOUNTS PAYABLE - SUPPLIERS	0	0	24036154	24036154	0.0	0.0
115	3501005	ACCOUNTS PAYABLE EXPENSES	0	0	90642079	90642079	0.0	0.0
116	3501008	OTHERS PAYABLE	0	138500	0	66716	0.0	205216
117	3501011	AUDIT FEES PAYABLE	0	436746	436746	504124	0.0	504124
118	3501101	SALARIES & WAGES PAYABLE	0	0	103869928	103869928	0.0	0.0
119	3501104	GROUP INSURANCE SCHEME - MANAGEMENT CONTRIBUTION PAYABLE	0	4542092	4542092	0	0.0	0.0
120	3502001	PROVIDENT FUND RECOVERIES	0	26517996	50255601	26602700	0.0	2865095
121	3502002	CO-OPERATIVE SOCIETY LOAN RECOVERIES	0	0	22696915	23720915	0.0	1024000
122	3502004	L.I.C. POLICES PREMIUM RECOVERIES	0	0	616721	697886	0.0	81165
123	3502005	SPECIAL PROVIDENT FUND-CUM- GRATUITY SCHEME - RECOVERIES	0	0	121170	138820	0.0	17650
124	3502006	F.B.F. / GROUP INSURANCE SCHEME RECOVERIES	0	160350	440010	297030	0.0	17370
125	3502007	EXTERNAL HOUSING RECOVERIES INCLUDING H.B.A. SANCTIONED BY THE C.M.A.	0	0	11360	28930	0.0	17570
126	3502009	It Deduction	0	0	1433253	1631164	0.0	197911

S.No	Account Code	Account Head Name	Opening Balance		Actuals		Net Balance	
			Debit(₹)	Credit(₹)	Debit (₹)	Credit (₹)	Debit(₹)	Credit(₹)
127	3502012	H.B.A.SPECIAL F.B.F. SUBSCRIPTION	0	0	128140	128140	0.0	0.0
128	3502013	INCOME TAX DEDUCTIONS - CONTRACTORS	0	4195817	10890029	8640741	0.0	1946524
129	3502014	OTHER RECOVERIES	0	29564254	193333	193333	0.0	29564254
130	3502015	VAT - PAYABLE	0	19664449	0	0	0.0	19664449
131	3502017	SERVICE TAX PAYABLE	0	3743157	4315996	1195138	0.0	622299
132	3502021	CPF SUBSCRIPTION RECOVERIES	0	0	3622503	4021855	0.0	399352
133	3502022	Contribution to CMDA/LPA Payable	1025318	0	0	704650	320668	0.0
134	3502023	Health Fund Subscription	0	602640	0	639000	0.0	1241640
135	3502025	Manual Workers General Welfare Fund	0	6268681	8634899	2525503	0.0	159285
136	3502031	EPF Recoveries Payable	0	233460	0	228398	0.0	461858
137	3502032	CGST - PAYABLE	0	850941	4651258	4112644	0.0	312327
138	3502033	SGST - PAYABLE	0	850941	4130951	3592337	0.0	312327
139	3503001	Recoveries - Payable to Other Municipalities	0	0	11600	11600	0.0	0.0
140	3503002	LIBRARY CESS - PAYABLES	0	20427082	12012297	12669819	0.0	21084604
141	3504101	ADVANCE COLLECTION OF PROPERTY TAX	0	44856131	0	10729230	0.0	55585361
142	4101001	LAND -GROSS BLOCK	61398192	0	0	0	61398192	0.0
143	4102001	BUILDINGS - GROSS BLOCK	53531453	0	71456894	0	606768347	0.0
144	4103003	ROADS & PAVEMENTS - CONCRETE - GROSS BLOCK	707551469	0	85134002	0	792685471	0.0
145	4103004	ROADS & PAVEMENTS - BLACK TOPPED - GROSS BLOCK	2320667107	0	97985989	0	2418653096	0.0
146	4103005	ROADS & PAVEMENTS - OTHERS - GROSS BLOCK	161611954	0	0	0	161611954	0.0

S.No	Account Code	Account Head Name	Opening Balance		Actuals		Net Balance	
			Debit (₹)	Credit (₹)	Debit (₹)	Credit (₹)	Debit (₹)	Credit (₹)
147	4103101	<u>STORM WATER DRAINS, OPEN DRAINS AND CULVERTS - GROSS BLOCK</u>	452364146	0	22589687	0	474953833	0.0
148	4104001	<u>PLANT AND MACHINERIES - GROSS BLOCK</u>	48367004	0	4962251	0	53329255	0.0
149	4105001	<u>HEAVY VEHICLES - GROSS BLOCK</u>	58778049	0	12516362	7489568	63804843	0.0
150	4105002	<u>LIGHT VEHICLES - GROSS BLOCK</u>	7586731	0	4287577	2727211	9147097	0.0
151	4105003	<u>OTHER VEHICLES - GROSS BLOCK</u>	17467713	0	0	0	17467713	0.0
152	4107001	<u>FURNITURE FIXTURES AND FITTINGS - GROSS BLOCK</u>	16738789	0	1004589	1004589	16738789	0.0
153	4107002	<u>ELECTRICAL INSTALLATIONS - LAMPS / TUBE LIGHT FITTINGS - GROSS BLOCK</u>	108562452	0	7239258	0	115801710	0.0
154	4107003	<u>ELECTRICAL INSTALLATIONS - OTHERS - GROSS BLOCK</u>	174550	0	0	0	174550	0.0
155	4108002	<u>Computers and Printers</u>	0	0	3061719	0	3061719	0.0
156	4112001	<u>BUILDINGS - ACCUMULATED DEPRECIATION</u>	0	118033048	0	27025406	0.0	145058454
157	4113003	<u>ROADS & PAVEMENTS - CONCRETE - ACCUMULATED DEPRECIATION</u>	0	405194705	0	234178784	0.0	639373489
158	4113004	<u>ROADS & PAVEMENTS - BLACK TOPPED - ACCUMULATED DEPRECIATION</u>	0	199101885	0	258286289	0.0	2249388174
159	4113005	<u>ROADS & PAVEMENTS - OTHERS - ACCUMULATED DEPRECIATION</u>	0	160244637	0	864144	0.0	161108781
160	4113101	<u>STORM WATER DRAINS, OPEN DRAINS AND CULVERTS - ACCUMULATED DEPRECIATION</u>	0	293983393	0	31729036	0.0	325712429
161	4114001	<u>PLANT & MACHINERY - ACCUMULATED DEPRECIATION</u>	0	35960843	0	3855807	0.0	39816650

S.No	Account Code	Account Head Name	Opening Balance		Actuals		Net Balance	
			Debit (₹)	Credit (₹)	Debit (₹)	Credit (₹)	Debit (₹)	Credit (₹)
162	4115001	HEAVY VEHICLES - ACCUMULATED DEPRECIATION	0	27797769	0	9325832	0.0	37123601
163	4115002	LIGHT VEHICLES - ACCUMULATED DEPRECIATION	0	5938667	2154713	2985696	0.0	6769650
164	4115003	OTHER VEHICLES - ACCUMULATED DEPRECIATION	0	3232455	0	6405866	0.0	9638321
165	4117001	FURNITURE, FIXTURES & FITTINGS - ACCUMULATED DEPRECIATIONS	0	13579601	2227666	4360842	0.0	15712777
166	4117002	ELECTRICAL INSTALLATIONS - LAMPS & TUBE LIGHTS FITTINGS - ACCUMULATED DEPRECIATION	0	98454251	2610524	6485968	0.0	102329695
167	4117003	ELECTRICAL INSTALLATIONS - OTHERS - ACCUMULATED DEPRECIATION	0	47987	993247	1026027	0.0	80767
168	4121001	PROJECTS - IN - PROGRESS ACCOUNT	24952179	0	22636640	47588819	0.0	0.0
169	4122001	PROJECTS - IN - PROGRESS ACCOUNT	56487767	0	252200647	241312504	67375910	0.0
170	4123001	PROJECTS - IN - PROGRESS ACCOUNT	0	0	8988826	8988826	0.0	0.0
171	4208001	FIXED DEPOSIT	52622407	0	95213256	13000000	134835663	0.0
172	4311001	PROPERTY TAX - RECOVERABLE - RESIDENTIAL - CURRENT	0	0	45668570	31887803	13780767	0.0
173	4311002	PROPERTY TAX - RECOVERABLE - COMMERCIAL - CURRENT	0	0	10430660	8314647	2116013	0.0
174	4311003	Property Tax - Recoverable - Industrial - Current	0	0	5341075	4941450	399625	0.0
175	4311004	Property Tax - Recoverable - Vacant sites - Current	0	0	8803592	2410251	6393341	0.0

S.No	Account Code	Account Head Name	Opening Balance		Actuals		Net Balance	
			Debit(₹)	Credit(₹)	Debit (₹)	Credit (₹)	Debit(₹)	Credit(₹)
176	4311006	Property Tax - Recoverable - Residential - Arrears	74089166	0	377457	3252663	41913960	0.0
177	4311007	Property Tax - Recoverable - Commercial - Arrears	13355267	0	121638	10662897	2814008	0.0
178	4311008	Property Tax - Recoverable - Industrial - Arrears	1308064	0	0	1102670	205394	0.0
179	4311009	Property Tax - Recoverable - Vacant sites - Arrears	22602146	0	12791380	16365423	19028103	0.0
180	4311903	PROFESSION TAX - RECOVERABLE - CURRENT	0	0	36919348	30680701	6238647	0.0
181	4311904	PROFESSION TAX - RECOVERABLE - ARREARS	22981744	0	0	7766437	15215307	0.0
182	4313007	SWM USER CHARGES RECOVERABLE - CURRENT	0	0	21695909	15526229	6169680	0.0
183	4313008	SWM USER CHARGES RECOVERABLE - ARREAR	10713187	0	4197148	9000706	5909629	0.0
184	4314001	LEASE AMOUNT - RECOVERABLE - CURRENT	0	0	9892543	6453800	3438743	0.0
185	4314002	LEASE AMOUNT - RECOVERABLE - ARREARS	824278	0	254880	166328	912830	0.0
186	4314033	INTEREST ACCRUED ON FIXED DEPOSIT/ DIVIDEND DUE ON SHARES	483106	0	0	483106	0.0	0.0
187	4314036	INTEREST ON STAFF ADVANCES - RECOVERABLE ACCOUNT	35653	0	0	1100	34553	0.0
188	4314038	Supply Of Office Materials	438897	0	700000	0	1138897	0.0
189	4321001	PROVISION FOR OUTSTANDING PROPERTY TAXES	0	22696551	0	6798165	0.0	29494716

S.No	Account Code	Account Head Name	Opening Balance		Actuals		Net Balance	
			Debit (₹)	Credit (₹)	Debit (₹)	Credit (₹)	Debit (₹)	Credit (₹)
190	4501001	Cash Account	1794834	0	144459068	146253902	0.0	0.0
191	4502001	Cheque Account	0	0	146115116	146115116	0.0	0.0
192	4502003	POS TERMINAL - COLLECTION ACCOUNT	509066	0	0	0	509066	0.0
193	4502003	POS TERMINAL - COLLECTION ACCOUNT	626724	0	0	0	626724	0.0
194	4502003	PERSONAL DEPOSIT - MGF - I	2473021	0	0	0	2473021	0.0
195	4502003	SERVICE TAX A/C - IOB 126013	401612	0	0	359402	42210	0.0
196	4502101	RF - IOB - COLLECTION A/C - 801000100770	2334608	0	41775542	43300000	810150	0.0
197	4502102	RF - IOB - PAYMENT A/C - 801000116012	493137	0	527456	510000	510593	0.0
198	4502103	CF - IOB - A/C - 801000116119	12915469	0	88868617	101634478	149608	0.0
199	4502104	TURIF - IOB - A/C - 801000121239	13317340	0	42310895	53946431	1681804	0.0
200	4502107	LIBCESS - IOB - A/C - 801000100771	600953	0	643278	622000	622231	0.0
201	4502110	RF DEP - IOB - A/C - 801000100436	775399	0	23905550	23744554	936395	0.0
202	4502111	CMDA - IOB - A/C - 801000111111	40391504	0	0	40367937	23567	0.0
203	4502112	AMMA UNAVAGAM - IOB - A/C - 801000119842	74062	0	2831	0	76893	0.0
204	4502113	SBI Bank A/c no. 14th CFC 30043591691	40038340	0	48707930	88118614	627656	0.0
205	4502115	IB - SB A/C - SFC - 488130206	3096659	0	158531000	161392361	235298	0.0
206	4502116	MLA FUND 1452868237	7008660	0	5750000	7173476	5585184	0.0
207	4502117	INDIANBANK - FLOOD RELIEF 488150198	142070	0	0	0	142070	0.0
208	4502118	SBI - SFC A/C - 10504039522	55200959	0	876290755	916288212	15203502	0.0
209	4502119	SBI - SPF A/c - 10504039838	641607	0	120428	185572	576463	0.0
210	4502201	SFC-CUB-500101011012642	8953508	0	618907	276788	9295627	0.0
211	4502202	RF COLLN A/C - 500101011471121	19830403	0	241829496	245530664	16129235	0.0
212	4502203	LIB CESS A/C CUB - 500101011471122	4279273	0	8651769	10506120	2424922	0.0
213	4502205	RF DEP A/C - CUB - 500101011471124	27267066	0	47824280	65252508	9838838	0.0

S.No	Account Code	Account Head Name	Opening Balance		Actuals		Net Balance	
			Debit (₹)	Credit (₹)	Debit (₹)	Credit (₹)	Debit (₹)	Credit (₹)
214	4502206	RF A/C - CUB - 500101011471125	393688	0	3245020	3459461	179247	0.0
215	4502210	CF-CUB-500101011471129	345346	0	48810561	42796149	6359758	0.0
216	4502211	RF PAYMENT - CUB - 500101011471130	5030702	0	103683128	106335844	2377986	0.0
217	4502212	TURIP - CUB -500101011471131	15703009	0	89281000	102752511	2231498	0.0
218	4502213	CMDA CONTBN FUND - 500101011471132	68780477	0	2160967	24901008	46040436	0.0
219	4502214	SERVICE TAX - CUB -500101011471133	3283837	0	5724356	8060996	947197	0.0
220	4502215	AMRUT-RF-ICICI-156001000779	3529166	0	13500000	16997939	31227	0.0
221	4502216	MCC-IDBI-0288104000201988	0	0	2504168	2366032	138136	0.0
222	4502218	RF - Spot Fine A/c - 50100329123462	0	0	77505	0	77505	0.0
223	4502219	CUB SB A/C AMRUT SCHEME	0	0	7516919	7233340	283579	0.0
224	4502220	CUB-IHHL ACCOUNT	0	0	39188972	464000	38724972	0.0
225	4502221	CUB SB A/C CSR FUND	0	0	1505260	0	1505260	0.0
226	4502501	Online Payment - CUB - A/c -500101010962630	1127020	0	15030712	14500000	1657732	0.0
227	4502601	POS-Colln A/C-CUB-500101012352578	0	0	15222666	14439390	783276	0.0
228	4504101	SBM - ICICI A/C No.156001000686	28810297	0	40100000	60317560	8592737	0.0
229	4504102	MP FUND	1714395	0	293815	937459	1070751	0.0
230	4504104	IB UNAPPORVED LAYOUT A/C NO 6626056697	0	0	95296123	80000000	15296123	0.0
231	4504201	AXIS BANK -NATIONAL URBAN HEALTH MISSION	1135794	0	2529020	2514957	1149857	0.0
232	4601001	FESTIVAL ADVANCE	1191680	0	2539500	1568400	2162780	0.0
233	4601003	TOUR ADVANCE	283426	0	0	0	283426	0.0
234	4601006	BICYCLE ADVANCE	450	0	0	0	450	0.0
235	4601007	MOTORCYCLE ADVANCE	784997	0	14435	283883	515549	0.0

S.No	Account Code	Account Head Name	Opening Balance		Actuals		Net Balance	
			Debit (₹)	Credit (₹)	Debit (₹)	Credit (₹)	Debit (₹)	Credit (₹)
236	4601009	MARRIAGE ADVANCE	28525	0	0	0	28525	0.0
237	4604001	ADVANCE TO SUPPLIERS	2868154	0	0	0	2868154	0.0
238	4604002	ADVANCE TO CONTRACTORS	1953418	0	0	0	1953418	0.0
239	4604003	ADVANCE TO PWD / HIGHWAYS/ T.N. CONSTRUCTION CORPN. LTD., ETC.,	2384000	0	0	0	2384000	0.0
240	4605003	FLOOD ADVANCE	2915	0	0	0	2915	0.0
241	4605004	IMMEDIATE RELIEF - ADVANCE	235000	0	50000	0	285000	0.0
242	4605010	Advance Recoverable Expenses	69349459	0	55000	50000	69354459	0.0
243	4606001	DEPOSITS - RECOVERABLE:	2627000	0	42576510	0	45203510	0.0
244	4702002	PAYABLE TO ELEMENTARY EDUCATION FUND	0	72825879	49113	5287963	0.0	78064729
245	4702004	RECEIVABLE FROM WATER SUPPLY FUND	1052264115	0	113753439	0	1166017554	0.0
246	4702006	RECEIVABLE FROM GENERAL FUND	0	0	134629283	134629283	0.0	0.0
Total			6459293393	6459293353	6210080258	6210080258	7999984070	7999984070

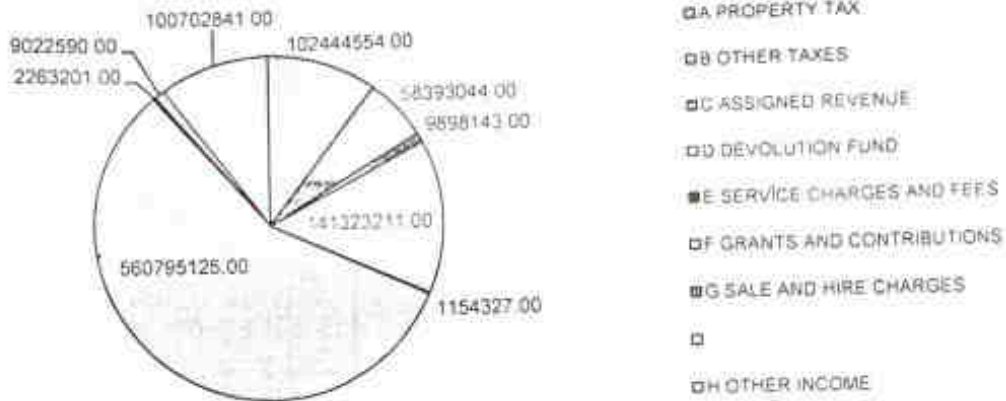
(Signature)
 உயர்மன்றம்,
 அ.என்.சி. நிதித்துறைப்பலகை,

(Signature)
 Commissioner
 Avadi City Municipal Corporation
 16/11/2020. *(Signature)*

AVADI CITY MUNICIPAL CORPORATION

ABSTRACT OF REVENUE FUND ACCOUNT ON INCOME

PIE CHART SHOWING THE DETAIL INCOME FOR THE YEAR: 2019-2020




CODE	ACCOUNT HEAD	ACTUALS FOR 2018-2019	ACTUALS FOR 2019-2020
	INCOME		
110	TAX REVENUE	124065667.00	102444554.00
120	ASSIGNED REVENUE & COMPENSATIONS	53466365.00	58393044.00
130	RENTAL INCOME FROM MUNICIPAL PROPERTIES	8218468.00	9898143.00
140	FEES & USER CHARGES	95315720.00	141323211.00
150	SALE AND HIRE CHARGES	1206002.00	1154327.00
160	REVENUE GRANTS CONTRIBUTION AND SUBSIDIES	559639278.00	560795125.00
170	INCOME FROM INVESTMENT	9232581.00	2263201.00
171	INTEREST EARNED	5547097.00	9022590.00
180	OTHER INCOME	50862320.00	100702841.00
	TOTAL	907553498.00	985997036.00

(Signature)
 உ. சீனிவாசன்
 உ. சீனிவாசன் நிர்வாக இயக்குநர்

(Signature)
 16/7/2020
 16.7.2020

**AVADI CITY MUNICIPAL CORPORATION
ABSTRACT OF REVENUE FUND
ACCOUNT ON EXPENDITURE**

**PIE CHART SHOWING THE DETAIL EXPENDITURE
FOR THE YEAR:2019-2020**



CODE	ACCOUNT HEAD	ACTUALS FOR 2018-2019	ACTUALS FOR 2019-2020
	EXPENDITURE		
210	ESTABLISHMENT EXPENSES	245180895.00	291514242.00
220	ADMINISTRATIVE EXPENSES	20663316.00	10007370.00
230	OPERATION & MAINTANACE	203557545.00	251589689.00
240	INTEREST & FINANCE	7991921.00	9386876.00
250	PROGRAMME EXPENSES	105278.00	9802055.00
260	GRANTS, CONTRIBUTION & SUBSIDIES	774450.00	1557980.00
270	PROVISION & WRITE OFF	10364639.00	26825091.00
271	MISCELLANEOUS EXPENSES	0.00	0.00
272	DEPRECIATION	347866506.00	578543547.00
	TOTAL	836504550.00	1179226850.00

(Signature)
ஆய்வாளர்,
உள்ளாட்சி நிதித்துணிககை.

(Signature)
Commissioner
Avadi City Municipal Corporation

9/11/2020
16/11/2020

AVADI CITY MUNICIPAL CORPORATION
ஆவடி மாநகராட்சி
Income And Expenditure Statement

Input Parameter: Financial Year : 2019-2020; Fund Name : Revenue Fund; From Date : 01/Apr/2019; To Date : 31/Mar/2020;

Code No	Description of items	Schedule No.	Current Year Amount(₹)
Income			
110	Tax Revenue	I-1	102444554
120	Assigned Revenues & Compensations	I-2	58393044
130	Rental Income from Municipal Properties	I-3	9898143
140	Fees & User Charges	I-4	141323211
150	Sale & Hire Charges	I-5	1154327
160	Revenue Grants, Contribution and Subsidies	I-6	560795125
170	Income from Investments	I-7	2263201
171	Interest Earned	I-8	9022590
180	Other Income	I-9	100702841
	Total		985997036
Expenditure			
210	Establishment Expenses	I-10	291514242
220	Administrative Expenses	I-11	10007370
230	Operations & Maintenance	I-12	251589689
240	Interest & Finance Charges	I-13	9386876
250	Programme Expenses	I-14	9802055
260	Grants, Contribution and Subsidies	I-15	1557980
270	Provisions and Write off	I-16	26825091
272	Depreciation		578543547
280	Prior Period Item	I-18	12431947
	Total		1191658797
	3109002-Gross Deficit of Expenditure over Income		2056661761

M. P. S. G. S. W. S.
ஆய்வாளர்

உள்ளடசி நிதித்தணிக்கை,

N. M. M.

Commissioner

Avadi City Municipal Corporation

11/4/20
(1.7)

AVADI CITY MUNICIPAL CORPORATION
ஆவடி மாநகராட்சி
Income And Expenditure Statement

Input Parameter: Financial Year : 2019-2020; Fund Name : Revenue Fund; From Date : 01/Apr/2019; To Date : 31/Mar/2020;

Code No	Description of items	Current Year Amount
Income		
1100101	PROPERTY TAX - RESIDENTIAL	43895645
1100102	PROPERTY TAX - COMMERCIAL	10052940
1100103	Property Tax - Industrial	3443865
1100104	Property Tax - Vacant Sites	9003149
1101001	PROFESSIONAL TAX	36048955
1201001	DUTY ON TRANSFER OF PROPERTY	56800985
1201002	ENTERTAINMENT TAX	1592059
1301001	RENT FROM SHOPPING COMPLEX/MARKETS	5294511
1301003	MARKET FEES - DAILY MARKET	4598032
1308005	Pay And Use Toilet	5600
1401001	CONTRACTORS/SUPPLIERS/LICENCED SURVEYORS/PLUMBERS/OTHERS	635500
1401101	D&O Trade Licence Fees	1333900
1401103	BUILDING LICENCE FEES	14822373
1401301	COPY APPLICATION FEES	49079
1401302	BIRTH & DEATH CERTIFICATE FEES	1174080
1401303	OTHER CERTIFICATE FEES	108500
1401401	Road Formation Charges	25353765
1401403	Other Development Charges	1100
1401404	LAYOUT SUBDIVISION FEE	7367691
1401405	Unapproved Layout - Development charges	54927438
1401502	Demolition Charges	10400
1402004	OTHER PENALTIES	202343
1404004	Contractors/Suppliers/Licensed Surveyors/Plumbers/Others- Renewal Fees	416000
1405010	SWM - USER CHARGES	21418261


Code No	Description of items	Current Year Amount
1407017	Property Tax Name Transfer Charges	25065
1407018	Building Plan Application Fee	7120
1408003	Misc. Recoveries	13470596
1501003	Amma Unavagam-Sale Of Food	1154327
1601003	GRANTS FROM STATE GOVERNMENT	65964245
1601004	DEVOLUTION FUND (INCLUDING STATE FINANCE COMMISSION FUND)	415251701
1603001	SCHEME GRANTS	79579179
1701001	INTEREST ON INVESTMENTS / FIXED DEPOSITS	2233201
1702001	DIVIDEND ON SHARES	30000
1711001	INTEREST FROM BANK	9022590
1801101	DEPOSITS LAPSED	84948923
1808001	OTHER INCOME	15753918
	Total	985997036


Expenditure

2101001	PAY	123365594
2101002	GRADE PAY	18000
2101004	DEARNESS ALLOWANCE	20211908
2101005	HOUSE RENT ALLOWANCE	13798312
2101006	CITY COMP. ALLOWANCE	2563931
2101007	MEDICAL ALLOWANCE	984812
2101008	OTHER ALLOWANCE	559891
2101010	WAGES - OTHERS	62235492
2101012	EXGRATIA	910726
2102004	SUPPLY OF UNIFORMS	238059
2102006	TRAINING PROGRAMME EXPENSES	550641
2102010	HEALTH INSURANCE LOCAL BODY CONTRIBUTION	777622
2102013	SPECIAL PROVIDENT FUND CUM GRATUITY SCHEME	146892
2102014	GROUP INSURANCE SCHEME - MANAGEMENT CONTRIBUTION	596445
2102015	CPF MANAGEMENT CONTRIBUTION	3464708
2102019	CONVEYANCE ALLOWANCE	131618
2102023	Uniform Stitching Charges for Workers	130800

Code No	Description of items	Current Year Amount
2103005	PENSIONS CONTRIBUTION TO MUNICIPAL EMPLOYEES	60768791
2104006	Other Contribution to Municipal Employees	60000
2201004	MOTOR VEHICLE TAX	74518
2201201	TELEPHONE CHARGES	339977
2201203	POSTAGE AND TELEGRAM AND FAX CHARGES	5000
2202101	STATIONERY AND PRINTING	5182435
2204001	VEHICLE INSURANCE	589186
2205001	STATUTORY AUDIT FEES	504124
2205102	COURT FEES	60000
2205104	LEGAL & ARBITRATION EXPENSES	148000
2206001	ADVERTISEMENT CHARGES	2065130
2208001	CASH AWARDS & PRIZES	236000
2208003	OTHER EXPENSE	803000
2301003	POWER CHARGES FOR STREET LIGHTS	41611448
2303002	DIESEL	21865967
2303005	SANITARY MATERIALS	3294094
2304003	HIRE CHARGES FOR VEHICLES	6339696
2305007	MAINTENANCE EXPENSES FOR STREET LIGHTS	20682120
2305104	SANITARY / CONSERVANCY EXPENSES	1410025
2305202	REPAIRS AND MAINTENANCE - BUILDINGS	325898
2305301	Light Vehicles - Maintenance	5376411
2305302	HEAVY VEHICLES - MAINTENANCE	2707383
2305303	OTHER VEHICLES - MAINTENANCE	107500
2308009	GARBAGE CLEARANCE	134858287
2308016	LAPSED DEPOSIT REFUND	7337757
2308019	AMMA UNAVAGAM	3917315
2308023	IEC Expenses	1755788
2403001	INTEREST ON LOANS FROM TNUFIDCO	3589
2403003	INTEREST ON LOANS FROM TNUJFSL	9376265
2407001	BANK CHARGES	7022
2501001	ELECTION EXPENSES	9802055

Code No	Description of items	Current Year Amount
2602002	CMDA	704650
2602004	TNIUS	200000
2602006	MUNICIPAL CONTRIBUTION	653330
2701001	PROVISION FOR DOUBTFUL COLLECTION OF REVENUE ITEMS - TAXES	8741378
2703001	IRRECOVERABLE REVENUE ITEMS WRITTEN OFF - TAXES	18083713
2722001	DEPRECIATION - BUILDINGS	27025406
2723001	DEPRECIATION - ROADS & BRIDGES	493329217
2723101	DEPRECIATION - SEWERAGE AND DRAINAGE	31729036
2724001	DEPRECIATION - PLANT & MACHINERY	3855807
2725001	DEPRECIATION - VEHICLES	16562681
2727001	DEPRECIATION - FURNITURE, FIXTURES, FITTINGS AND ELECTRICAL APPLIANCES	5041400
2801001	Taxes	-12989768
2804001	PRIOR YEAR INCOME	-10667703
2808001	PRIOR YEAR EXPENSES	36089418
	Total	1191658797
	3109002-Gross Deficit of Expenditure over Income	205661761

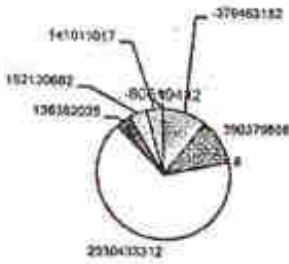

 ஆய்வாளர்,
 உள்ளாட்சி நிதித்துணிக்கை,


 Commissioner
 Avadi City Municipal Corporation

16/12/19


**AVADI CITY MUNICIPAL CORPORATION
REVENUE FUND
BALANCE AS ON 31ST MARCH 2020**

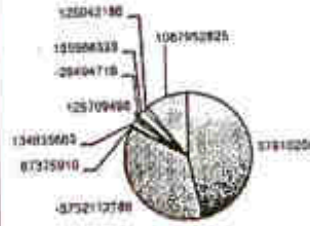
PIE CHART SHOWING THE LIABILITIES AS ON 31ST MARCH 2020



- 310 MUNICIPAL (GENERAL FUND)
- 311 EARMARKED FUNDS
- 312 RESERVES
- 320 GRANTS, CONTRIBUTION ETC
- 330 SECURED LOANS
- 340 DEPOSIT RECEIVED
- 350 OTHER LIABILITIES
-
-

LIABILITIES

PIE CHART SHOWING THE ASSETS AS ON 31ST MARCH 2020



- 410 FIXED ASSETS
- 411 ACCUMALATED DEPRECIATION
- 412 CAPITAL WORK IN PROGRESS
- 420 INVESTMENTS
- 431 SUNDRY DEBTORS(RECEIVABLE)
- 432 ACCUMALATED PROVISION
- 450 CASH AND BANK BALANCE
- 460 LOANS, ADVANCES AND DEPOSIT
- 470 OTHER ASSETS

ASSETS

CODE	HEAD	AMOUNT
310	MUNICIPAL (GENERAL FUND)	-379463182
311	EARMARKED FUNDS	390379608
312	RESERVES	8
320	GRANTS, CONTRIBUTION ETC	2330433312
330	SECURED LOANS	136382035
340	DEPOSIT RECEIVED	152130682
350	OTHER LIABILITIES	141011017
	TOTAL	2770873479

CODE	HEAD	AMOUNT
410	FIXED ASSETS	4795596569
411	ACCUMALATED DEPRECIATION	-3732112788
412	CAPITAL WORK IN PROGRESS	87375910
420	INVESTMENTS	134835663
431	SUNDRY DEBTORS(RECEIVABLE)	125709498
432	ACCUMALATED PROVISION	-29494716
450	CASH AND BANK BALANCE	195968333
460	LOANS, ADVANCES AND DEPOSIT	125042189
470	OTHER ASSETS	1087952825
	TOTAL	2770873479

(Signature)
ஆய்வாளர்,
உள்ளாட்சி நிதித்துறை/கலக.

(Signature)
Commissioner
Avadi City Municipal Corporation

16/4/20
16/2/20
16/7/20

ஆவடி மாநகராட்சி
AVADI CITY MUNICIPAL CORPORATION

Balance Sheet

Input Parameter : Financial Year : 2019-2020; Fund Name : Revenue Fund; From Date : 01/Apr/2019; To Date : 31/Mar/2020;

Code No.	Description of items	Schedule No.	Current Year Amount (₹)
Liabilities			
310	Municipal (General) Fund	B-1	-379463182
311	Earmarked Funds	B-2	390379608
312	Reserves	B-3	8
320	Grants, Contribution for specific purposes	B-4	2330433312
330	Secured Loans	B-5	136382035
340	Deposits Received	B-7	152130682
350	Other Liabilities	B-9	141011017
360	Provisions	B-10	0
Total			2770873479
Assets			
410	Fixed Assets	B-11	4795596569
411	Accumulated Depreciation		-3732112788
412	Capital Work - in - progress		67375910
420	Investments - General Fund	B-12	134835663
430	Stock - in- hand	B-14	0
431	Sundry Debtors (Receivables)	B-15	125709498
432	Accumulated Provisions against Debtors (Receivables)		-29494716
450	Cash and Bank balance	B-17	195968333
460	Loans, Advances and Deposits	B-18	125042186
461	Accumulated Provisions against Loans, Advances and Deposits		0
470	Other Assets	B-19	1087952825
Total			2770873479

(Signature)
ஆவடி மாநகராட்சி

உள்ளாட்சி நிதித்துணரிடம்

(Signature)
Commissioner
Avadi City Municipal Corporation
11/11/2020

ஆவடி மாநகராட்சி
AVADI CITY MUNICIPAL CORPORATION

Balance Sheet

Input Parameter : Financial Year : 2019-2020; Fund Name : Revenue Fund; From Date : 01/Apr/2019; To Date : 31/Mar/2020;

Code No.	Description of items	Schedule No.	Current Year Amount(₹)
Liabilities			
3101001	MUNICIPAL FUND		-52179554
3109001	ACCUMULATED SURPLUS / DEFICIT		-327283628
3111001	CONTRIBUTION FROM MUNICIPAL FUND		390379608
3121101	CAPITAL RESERVE		8
3203001	CONTRIBUTIONS FROM THE GOVERNMENT		2243464946
3203002	GRANTS FROM THE GOVERNMENT		86968366
3303004	LOAN FROM TNUJFSL		0
3303005	Loan from TNUDE		136382035
3401001	Tender Deposit - Contractors.		134913598
3401002	TENDER DEPOSIT- SUPPLIERS		931037
3402001	Security Deposit - Lease		3537900
3408001	DEPOSITS - OTHERS		12679647
3408002	Election Deposit		68500
3501003	ACCOUNTS PAYABLE - CONTRACTORS		5047305
3501008	OTHERS PAYABLE		205216
3501011	AUDIT FEES PAYABLE		504124
3502001	PROVIDENT FUND RECOVERIES		2865095
3502002	CO-OPERATIVE SOCIETY LOAN RECOVERIES		1024000
3502004	L.I.C. POLICES PREMIUM RECOVERIES		81165
3502005	SPECIAL PROVIDENT FUND-CUM- GRATUITY SCHEME - RECOVERIES		17650
3502006	F.B.F. / GROUP INSURANCE SCHEME RECOVERIES		17370
3502007	EXTERNAL HOUSING RECOVERIES INCLUDING H.B.A. SANCTIONED BY THE C.M.A.		17570

Code No.	Description of Items	Schedule No.	Current Year Amount (€)
3502009	It Deduction		197911
3502013	INCOME TAX DEDUCTIONS - CONTRACTORS		1946524
3502014	OTHER RECOVERIES		29564254
3502015	VAT - PAYABLE		19664449
3502017	SERVICE TAX PAYABLE		622299
3502021	CPF SUBSCRIPTION RECOVERIES		399352
3502022	Contribution to CMDA/LPA Payable		-320668
3502023	Health Fund Subscription		1241640
3502025	Manual Workers Genenral Welfare Fund		159285
3502031	EPF Recoveries Payable		461858
3502032	CGST - PAYABLE		312327
3502033	SGST - PAYABLE		312327
3503002	LIBRARY CESS - PAYABLES		21084604
3504101	ADVANCE COLLECTION OF PROPERTY TAX		55585361
	Total		2770873479
Assets			
4101001	LAND -GROSS BLOCK		61398192
4102001	BUILDINGS - GROSS BLOCK		606768347
4103003	ROADS & PAVEMENTS - CONCRETE - GROSS BLOCK		792685471
4103004	ROADS & PAVEMENTS - BLACK TOPPED - GROSS BLOCK		2418653096
4103005	ROADS & PAVEMENTS - OTHERS - GROSS BLOCK		161611954
4103101	STROM WATER DRAINS, OPEN DRAINS AND CULVERTS - GROSS BLOCK		474953833
4104001	PLANT AND MACHINERIES - GROSS BLOCK		53329255
4105001	HEAVY VEHICLES - GROSS BLOCK		63804843
4105002	LIGHT VEHICLES - GROSS BLOCK		9147097
4105003	OTHER VEHICLES - GROSS BLOCK		17467713
4107001	FURNITURE FIXTURES AND FITTINGS - GROSS BLOCK		16738789

Code No.	Description of items	Schedule No.	Current Year Amount
4107002	ELECTRICAL INSTALLATIONS - LAMPS / TUBE LIGHT		115801710
4107003	FITTINGS - GROSS BLOCK		174550
4108002	Computers and Printers		3061719
4112001	BUILDINGS - ACCUMULATED DEPRECIATION		-145058454
4113003	ROADS & PAVEMENTS - CONCRETE - ACCUMULATED DEPRECIATION		-639373489
4113004	ROADS & PAVEMENTS - BLACK TOPPED - ACCUMULATED DEPRECIATION		-2249388174
4113005	ROADS & PAVEMENTS - OTHERS - ACCUMULATED DEPRECIATION		-161108781
4113101	STORM WATER DRAINS, OPEN DRAINS AND CULVERTS - ACCUMULATED DEPRECIATION		-325712429
4114001	PLANT & MACHINERY - ACCUMULATED DEPRECIATION		-39816650
4115001	HEAVY VEHICLES - ACCUMULATED DEPRECIATION		-37123601
4115002	LIGHT VEHICLES - ACCUMULATED DEPRECIATION		-6769650
4115003	OTHER VEHICLES - ACCUMULATED DEPRECIATION		-9638321
4117001	FURNITURE, FIXTURES & FITTINGS - ACCUMULATED DEPRECIATIONS		-15712777
4117002	ELECTRICAL INSTALLATIONS - LAMPS & TUBE LIGHTS FITTINGS - ACCUMULATED DEPRECIATION		-102329695
4117003	ELECTRICAL INSTALLATIONS - OTHERS - ACCUMULATED DEPRECIATION		-80767
4122001	PROJECTS - IN - PROGRESS ACCOUNT		67375910
4208001	FIXED DEPOSIT		134835663
4311001	PROPERTY TAX - RECOVERABLE - RESIDENTIAL - CURRENT		13780767

Code No.	Description of items	Schedule No.	Current Year Amount(₹)
4311002	PROPERTY TAX - RECOVERABLE - COMMERCIAL - CURRENT		2116013
4311003	Property Tax - Recoverable - Industrial - Current		399625
4311004	Property Tax - Recoverable - Vacant sites - Current		6393341
4311005	Property Tax - Recoverable - Residential - Arrears		41913960
4311007	Property Tax - Recoverable - Commercial - Arrears		2814008
4311008	Property Tax - Recoverable - Industrial - Arrears		205394
4311009	Property Tax - Recoverable - Vacant sites - Arrears		19028103
4311903	PROFESSION TAX - RECOVERABLE - CURRENT		6238647
4311904	PROFESSION TAX - RECOVERABLE - ARREARS		15215307
4313007	SWM USER CHARGES RECOVERABLE - CURRENT		6169680
4313008	SWM USER CHARGES RECOVERABLE - ARREAR		5909629
4314001	LEASE AMOUNT - RECOVERABLE - CURRENT		3438743
4314002	LEASE AMOUNT - RECOVERABLE - ARREARS		912830
4314036	INTEREST ON STAFF ADVANCES - RECOVERABLE ACCOUNT		34553
4314038	Supply Of Office Materials		1138897
4321001	PROVISION FOR OUTSTANDING PROPERTY TAXES		-29494716
4502003	POS TERMINAL - COLLECTION ACCOUNT		509066
4502003	POS TERMINAL - COLLECTION ACCOUNT		626724
4502003	PERSONAL DEPOSIT - MGF - I		2473021
4502003	SERVICE TAX A/C - IOB 126013		42210
4502101	RF - IOB - COLLECTION A/C - 801000100770		810150
4502102	RF - IOB - PAYMENT A/C - 801000116012		510593
4502103	CF - IOB - A/C - 801000116119		149608
4502104	TURIF - IOB - A/C - 801000121239		1681804
4502107	LIBCESS - IOB - A/C - 801000100771		622231
4502110	RF DEP - IOB - A/C - 801000100436		936395
4502111	CMDA - IOB - A/C - 801000111111		23567
4502112	AMMA UNAVAGAM - IOB - A/C - 801000119842		76893

Code No.	Description of Items	Schedule No.	Current Year Amount(₹)
4502113	SBI Bank A/c no. 14th CFC 30043591691		627656
4502115	IB - SB A/C - SFC - 488130206		235298
4502116	MLA FUND 1452868237		5585184
4502117	INDIANBANK - FLOOD RELIEF 488150198		142070
4502118	SBI -SFC A/C -10504039522		15203502
4502119	SBI -SPF A/c - 10504039838		576463
4502201	SFC-CUB-500101011012642		9295627
4502202	RF COLLN A/C-500101011471121		16129235
4502203	LIB CESS A/C CUB - 500101011471122		2424922
4502205	RF DEP A/C - CUB - 500101011471124		9838838
4502206	RF A/C - CUB - 500101011471125		179247
4502210	CF-CUB-500101011471129		6359758
4502211	RF PAYMENT - CUB - 500101011471130		2377986
4502212	TURIP - CUB -500101011471131		2231498
4502213	CMDA CONTBN FUND - 500101011471132		46040436
4502214	SERVICE TAX - CUB -500101011471133		947197
4502215	AMRUT-RF-ICICI-156001000779		31227
4502216	MCC-IDBI-0288104000201988		138136
4502218	RF - Spot Fine A/c - 50100329123462		77505
4502219	CUB SB A/C AMRUT SCHEME		283579
4502220	CUB-IHHL ACCOUNT		38724972
4502221	CUB SB A/C CSR FUND		1505260
4502501	Online Payment - CUB - A/c -500101010962630		1657732
4502601	POS-Colln A/C-CUB-500101012352578		783276
4504101	SBM - ICICI A/C No.156001000686		8592737
4504102	MP FUND		1070751
4504104	IB UNAPPROVED LAYOUT A/C NO 6626056697		15296123
4504201	AXIS BANK -NATIONAL URBAN HEALTH MISSION		1149857
4601001	FESTIVAL ADVANCE		2162780
4601003	TOUR ADVANCE		283426
4601006	BICYCLE ADVANCE		450

Code No	Description of items	Schedule No.	Current Year Amount (₹)
4601007	MOTORCYCLE ADVANCE		515549
4601009	MARRIAGE ADVANCE		28525
4604001	ADVANCE TO SUPPLIERS		2868154
4604002	ADVANCE TO CONTRACTORS		1953418
4604003	ADVANCE TO PWD / HIGHWAYS/ T.N. CONSTRUCTION CORPN. LTD., ETC.,		2384000
4605003	FLOOD ADVANCE		2915
4605004	IMMEDIATE RELIEF - ADVANCE		285000
4605010	Advance Recoverable Expenses		69354459
4606001	DEPOSITS - RECOVERABLE:		45203510
4702002	PAYABLE TO ELEMENTARY EDUCATION FUND		-78064729
4702004	RECEIVABLE FROM WATER SUPPLY FUND		1166017554
	Total		2770873479


ஆய்வாளர்,

உள்ளாட்சி நிதித்துறைக்காக,

**AVADI CITY MUNICIPAL CORPORATION
4001-ACCUMALATED SURPLUS RECONCILLATION STATEMENT
FOR THE YEAR:2019-2020
REVENUE AND CAPITAL FUND**

OPENING BALANCE AS ON 01.4.2019

-121821867.00

ADD

2801001 - TAXES

12389768

2804001 - PRIOR YEAR INCOME

10667703

23657471.00

-97964396.00

Details see in schedule NO:18

DEDUCT

2041 - PRIOR YEAR EXPENSES

[Details see in schedule NO:18]

36089418.00

-134053814.00

INCOME FOR THE YEAR:2019-2020

985997038.00

EXPENDITURE FOR THE YEAR:2019-2020

1179226650.00

NETSURPLUS FOR THE YEAR:2019-2020

-193229814.00

-193229814.00

CLOSING BALANCE AS ON 31ST MARCH 2020

-327283628.00

Handwritten signatures and notes in Tamil script.

Commissioner
Ayadi City Municipal Corporation
16.7.2020

Schedule No: 2

AVADI CITY MUNICIPAL CORPORATION
Demand Collection And Balance Statement For the Year 2019-2020

Sl.No	Particulars	Demand				Collection				Balance					
		Arrear	Deduct-GR	Arrear	Current	Total	Arrear	Current	Total	Arrear	Current	Total	Arrear	Current	Total
1	Property Tax	74895919	11869432	63026483	43895645	106921120	12120820	29299755	41420583	8991695	815123	9806818	41913960	13780767	55694727
2	W & D. Tax	43025313	6457250	36568063	25536669	62104732	7053068	17049426	24102494	5165442	468262	5633704	24349553	8018981	32368534
3	Education Tax	30277072	4229472	26047600	10248787	44296387	5041637	12187182	17228819	3634941	329518	3964459	17571022	5732087	23103109
4	Library Cess	11154711	1359584	9795127	6899156	16694283	1906941	4609666	6516601	1339189	121401	1460590	6548997	2168095	8717992
	Total (Residential)	159353011	23915738	135437273	94580257	230017530	26122474	63146023	89268497	19131267	1734304	20865571	90183532	29699930	119883462
1	Property Tax	12528448	6565493	5962955	10052940	16015895	3140947	7936927	11085874	0	0	0	2814008	2116013	4930721
2	W & D. Tax	7290260	3820437	3469823	5849771	9319594	1832361	4618470	6450831	0	0	0	1637462	1231301	2868763
3	Education Tax	5211186	2730905	2480281	4181503	6661784	1309799	3301351	4611150	0	0	0	1170482	880152	2050534
4	Library Cess	1971070	1032933	938137	1581604	2519741	495416	1248698	1744114	0	0	0	442721	332906	775527
	Total(Commercial)	27000964	14149768	12851196	21665018	34517014	6786523	17105446	23891969	0	0	0	6064673	4560372	10625945
1	Property Tax	1297453	777405	520048	3443865	3963913	314654	3044240	3358894	0	0	0	205394	399625	605319
2	W & D. Tax	754983	452369	302614	2003973	2306587	183096	1771433	1954529	0	0	0	119518	232540	352058
3	Education Tax	539073	323360	216313	1432470	1648783	130880	1266247	1397127	0	0	0	85433	166223	251056
4	Library Cess	204125	122307	81818	541814	623632	49503	478943	528446	0	0	0	32315	62871	95186
	Total(Industrial)	2796234	1675441	1120793	7422122	8542915	678133	6560863	7238996	0	0	0	442660	861259	1303919
	Over All Total	189150209	39740947	149409262	123668197	273077459	33587130	86812332	120399462	19131267	1734304	20865571	96690065	35121561	131812426
1	Property Tax (VLT)	22602146	6370684	28972830	9003149	37975979	9563176	2312438	11075614	381551	297370	678921	19028103	6393341	25421444
2	W & D. Tax (VLT)	13196988	3659366	16856354	5236693	22093047	5564780	1345600	6910380	219188	170030	390018	11072386	3720263	14792649
3	Education Tax (VLT)	9434925	2611812	12046737	3741368	15788105	3977787	961855	4939642	154244	120214	274458	7914706	2659299	10574005
4	Library Cess (VLT)	3591820	963204	4555024	1413948	5968972	1504551	363810	1868361	56827	44289	101116	2993646	1005849	3999495
	Total	48825879	13605066	62430945	19395158	81826103	20610294	4983703	25593997	811810	632763	1444513	41008841	13778752	54787593
1	Profession Tax	22981744	2667156	25848900	36048955	61897855	3035619	29810308	32845927	7597974	0	7597974	15215307	6238647	21453954
1	Water Charges.	2943202	0	2943202	1166080	4110082	1115103	451837	1566940	0	0	0	1828099	715043	2543142
2	Drainage Charges	990734	0	990734	1612488	2603222	144113	209406	3635519	0	0	0	846621	1403082	2249703
2	SJC	10713187	3497048	14210235	21418261	35628496	8300606	15248581	23549187	0	0	0	5989629	6169680	12079509
3	Non - Tax (MDR)	824278	254880	1079158	9892543	10971701	166328	6453800	6620128	0	0	0	912830	3438743	4351573
	Over All Total	276429233	59965097	256912436	213202482	470114918	66959193	143969967	210929160	27541051	2367007	29908058	162412197	66865508	229277700

சுயமாமுடி
சுயமாமுடி

சுயமாமுடி நிதித்துணியலகம்

Commissioner
Avadi City Municipal Corporation
15/7/2020