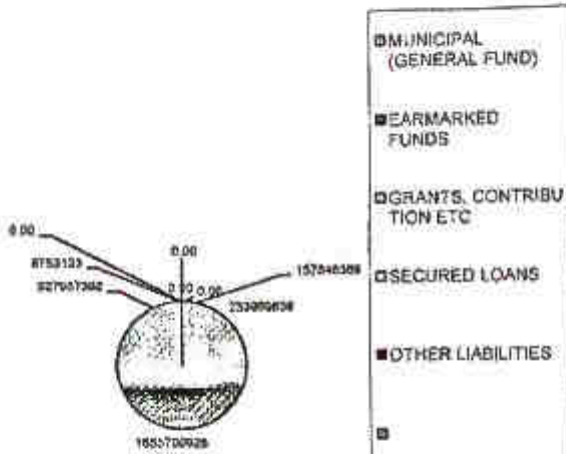


**AVADI CITY MUNICIPAL CORPORATION
WATER SUPPLY FUND
OPENING BALANCE SHEET AS ON 1ST APRIL 2019**

PIE CHART SHOWING THE LIABILITIES AS ON 1ST APRIL 2019

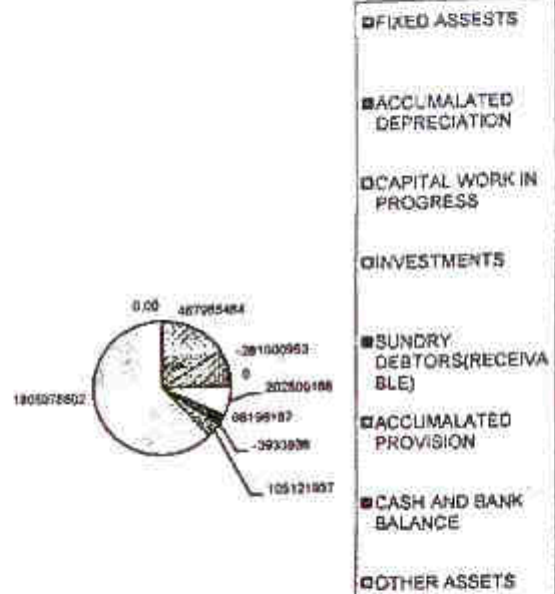


LIABILITIES

| CODE | HEAD | AMOUNT |
|------|--------------------------|-------------------|
| 310 | MUNICIPAL (GENERAL FUND) | 157846389 |
| 311 | EARMARKED FUNDS | 233989838 |
| 320 | GRANTS, CONTRIBUTION ETC | 1655700925 |
| 330 | SECURED LOANS | 327957392 |
| 350 | OTHER LIABILITIES | 8753123 |
| | TOTAL | 2384227667 |

(Signature)
ஆய்வாளர்,
உள்ளாட்சி நிதித்துணிககை

PIE CHART SHOWING THE ASSETS AS ON 1ST APRIL 2019



ASSETS

| CODE | HEAD | AMOUNT |
|------|----------------------------|-------------------|
| 410 | FIXED ASSESTS | 467965464 |
| 411 | ACCUMALATED DEPRECIATION | -281000953 |
| 412 | CAPITAL WORK IN PROGRESS | 0 |
| 420 | INVESTMENTS | 202800166 |
| 431 | SUNDRY DEBTORS(RECEIVABLE) | 68196187 |
| 432 | ACCUMALATED PROVISION | -3933936 |
| 450 | CASH AND BANK BALANCE | 105121937 |
| 470 | OTHER ASSETS | 1805076802 |
| | TOTAL | 2384227667 |

(Signature)
Commissioner
Avadi City Municipal Corporation.

16/7/2019
16/7/2019
16/7/2019

ஆவடி மாநகராட்சி
AVADI CITY MUNICIPAL CORPORATION

Trial Balance

Input Parameter : Financial Year : 2019-2020; Fund Name : Water Supply and Drainage Fund; From Date : 01/Apr/2019; To Date : 31/Mar/2020;

| S.No | Account Code | Account Head Name | Opening Balance | | Actuals | | Net Balance | |
|------|--------------|--|-----------------|-----------|----------|-----------|-------------|-----------|
| | | | Debit(₹) | Credit(₹) | Debit(₹) | Credit(₹) | Debit(₹) | Credit(₹) |
| 1 | 1100201 | <u>Water Supply and Drainage Tax - Residential</u> | 0 | 0 | 0 | 25536669 | 0.0 | 25536669 |
| 2 | 1100202 | <u>Water Supply and Drainage Tax - Commercial</u> | 0 | 0 | 0 | 5849771 | 0.0 | 5849771 |
| 3 | 1100203 | <u>Water Supply and Drainage Tax - Industrial</u> | 0 | 0 | 0 | 2003973 | 0.0 | 2003973 |
| 4 | 1100204 | <u>Water Supply and Drainage Tax - Vacant Sites</u> | 0 | 0 | 0 | 5236693 | 0.0 | 5236693 |
| 5 | 1405002 | <u>UGD MONTHLY CHARGES</u> | 0 | 0 | 0 | 1612488 | 0.0 | 1612488 |
| 6 | 1405004 | <u>METERED/ TAP RATE WATER CHARGES</u> | 0 | 0 | 0 | 1166880 | 0.0 | 1166880 |
| 7 | 1407001 | <u>Road Cutting Restoration Charge</u> | 0 | 0 | 0 | 36432 | 0.0 | 36432 |
| 8 | 1407002 | <u>Initial Amount for New Water Supply Connections</u> | 0 | 0 | 0 | 20105000 | 0.0 | 20105000 |
| 9 | 1407003 | <u>INITIAL AMOUNT FOR DRAINAGE CONNECTIONS</u> | 0 | 0 | 0 | 28829400 | 0.0 | 28829400 |
| 10 | 1407005 | <u>Under Ground Sewerage Connection Charges</u> | 0 | 0 | 0 | 1700 | 0.0 | 1700 |
| 11 | 1407015 | <u>Sewerage Inspection Charges</u> | 0 | 0 | 0 | 6000 | 0.0 | 6000 |
| 12 | 1407021 | <u>Internal Plumbing Charges</u> | 0 | 0 | 0 | 70800 | 0.0 | 70800 |

| S.No | Account Code | Account Head Name | Opening Balance | | Actuals | | Net Balance | |
|------|--------------|---|-----------------|-----------|-----------|------------|-------------|-----------|
| | | | Debit(₹) | Credit(₹) | Debit (₹) | Credit (₹) | Debit(₹) | Credit(₹) |
| 13 | 1701001 | <u>INTEREST ON INVESTMENTS / FIXED DEPOSITS</u> | 0 | 0 | 0 | 13602945 | 0.0 | 13602945 |
| 14 | 1711001 | <u>INTEREST FROM BANK</u> | 0 | 0 | 0 | 6325849 | 0.0 | 6325849 |
| 15 | 2101001 | <u>PAY</u> | 0 | 0 | 3507820 | 0 | 3507820 | 0.0 |
| 16 | 2101004 | <u>DEARNESS ALLOWANCE</u> | 0 | 0 | 459017 | 0 | 459017 | 0.0 |
| 17 | 2101005 | <u>HOUSE RENT ALLOWANCE</u> | 0 | 0 | 347529 | 0 | 347529 | 0.0 |
| 18 | 2101006 | <u>CITY COMP. ALLOWANCE</u> | 0 | 0 | 60921 | 0 | 60921 | 0.0 |
| 19 | 2101007 | <u>MEDICAL ALLOWANCE</u> | 0 | 0 | 25345 | 0 | 25345 | 0.0 |
| 20 | 2101008 | <u>OTHER ALLOWANCE</u> | 0 | 0 | 15400 | 0 | 15400 | 0.0 |
| 21 | 2201004 | <u>MOTOR VEHICLE TAX</u> | 0 | 0 | 85115 | 0 | 85115 | 0.0 |
| 22 | 2301003 | <u>POWER CHARGES FOR STREET LIGHTS</u> | 0 | 0 | 58524049 | 25082342 | 33441707 | 0.0 |
| 23 | 2304001 | <u>HIRE CHARGES FOR SUPPLY OF WATER THROUGH PRIVATE LORRIES / TANKERS</u> | 0 | 0 | 8832900 | 0 | 8832900 | 0.0 |
| 24 | 2305009 | <u>MAINTENANCE EXPENSES - WATER SUPPLY</u> | 0 | 0 | 7169261 | 0 | 7169261 | 0.0 |
| 25 | 2305010 | <u>MAINTENANCE EXPENSES - SEWERAGE WORKS</u> | 0 | 0 | 6133200 | 0 | 6133200 | 0.0 |
| 26 | 2305011 | <u>MAINTENANCE CHARGES TO TWARD BOARD / METRO WATER BOARD</u> | 0 | 0 | 25081242 | 0 | 25081242 | 0.0 |
| 27 | 2305301 | <u>Light Vehicles - Maintenance</u> | 0 | 0 | 1084595 | 1084595 | 0.0 | 0.0 |

| S.No | Account Code | Account Head Name | Opening Balance | | Actuals | | Net Balance | |
|------|--------------|---|-----------------|------------|----------|-----------|-------------|------------|
| | | | Debit(₹) | Credit(₹) | Debit(₹) | Credit(₹) | Debit(₹) | Credit(₹) |
| 28 | 2305302 | <u>HEAVY VEHICLES - MAINTENANCE</u> | 0 | 0 | 1084595 | 0 | 1084595 | 0.0 |
| 29 | 2403001 | <u>INTEREST ON LOANS FROM TNUIDCO</u> | 0 | 0 | 5885643 | 0 | 5885643 | 0.0 |
| 30 | 2701001 | <u>PROVISION FOR DOUBTFUL COLLECTION OF REVENUE ITEMS - TAXES</u> | 0 | 0 | 3985968 | 1867843 | 2118125 | 0.0 |
| 31 | 2703001 | <u>IRRECOVERABLE REVENUE ITEMS WRITTEN OFF - TAXES</u> | 0 | 0 | 639092 | 0 | 639092 | 0.0 |
| 32 | 2722001 | <u>DEPRECIATION - BUILDINGS</u> | 0 | 0 | 142784 | 0 | 142784 | 0.0 |
| 33 | 2723101 | <u>DEPRECIATION - SEWERAGE AND DRAINAGE</u> | 0 | 0 | 1697410 | 0 | 1697410 | 0.0 |
| 34 | 2723201 | <u>DEPRECIATION - WATERWAYS</u> | 0 | 0 | 96373112 | 0 | 96373112 | 0.0 |
| 35 | 2724001 | <u>DEPRECIATION - PLANT & MACHINERY</u> | 0 | 0 | 362266 | 0 | 362266 | 0.0 |
| 36 | 2801001 | <u>Taxes</u> | 0 | 0 | 0 | 4918582 | 0.0 | 4918582 |
| 37 | 2808001 | <u>PRIOR YEAR EXPENSES</u> | 0 | 0 | 52682749 | 36568063 | 16114686 | 0.0 |
| 38 | 3101001 | <u>MUNICIPAL FUND</u> | 0 | 0 | 0 | 0 | 0.0 | 0.0 |
| 39 | 3109001 | <u>ACCUMULATED SURPLUS / DEFICIT</u> | 0 | 157846389 | 0 | 0 | 0.0 | 157846389 |
| 40 | 3111001 | <u>CONTRIBUTION FROM MUNICIPAL FUND</u> | 0 | 233969838 | 0 | 0 | 0.0 | 233969838 |
| 41 | 3203001 | <u>CONTRIBUTIONS FROM THE GOVERNMENT</u> | 0 | 1655700925 | 0 | 10435097 | 0.0 | 1666136022 |
| 42 | 3203002 | <u>GRANTS FROM THE GOVERNMENT</u> | 0 | 0 | 10435097 | 22300000 | 0.0 | 11864903 |

| S.No | Account Code | Account Head Name | Opening Balance | | Actuals | | -Net Balance | |
|------|--------------|--|-----------------|-----------|-----------|------------|--------------|-----------|
| | | | Debit(₹) | Credit(₹) | Debit (₹) | Credit (₹) | Debit(₹) | Credit(₹) |
| 43 | 3303002 | <u>LOAN FROM TUFIDCO</u> | 0 | 327957392 | 44804146 | 0 | 0.0 | 283153246 |
| 44 | 3401001 | <u>Tender Deposit - Contractors.</u> | 0 | 0 | 2322957 | 2322957 | 0.0 | 0.0 |
| 45 | 3501003 | <u>ACCOUNTS PAYABLE - CONTRACTORS</u> | 0 | 3036785 | 84831370 | 81794585 | 0.0 | 0.0 |
| 46 | 3501004 | <u>ACCOUNTS PAYABLE - SUPPLIERS</u> | 0 | 0 | 1092827 | 1092827 | 0.0 | 0.0 |
| 47 | 3501005 | <u>ACCOUNTS PAYABLE EXPENSES</u> | 0 | 0 | 59373944 | 59373944 | 0.0 | 0.0 |
| 48 | 3501009 | <u>WATE SUPPLY MAINTENANCE - PAYABLE TO TWAD BOARD / METRO WATER BOARD</u> | 0 | 716596 | 716596 | 0 | 0.0 | 0.0 |
| 49 | 3501101 | <u>SALARIES & WAGES PAYABLE</u> | 0 | 0 | 3660870 | 3660870 | 0.0 | 0.0 |
| 50 | 3502001 | <u>PROVIDENT FUND RECOVERIES</u> | 0 | 0 | 369050 | 369050 | 0.0 | 0.0 |
| 51 | 3502002 | <u>CO-OPERATIVE SOCIETY LOAN RECOVERIES</u> | 0 | 0 | 205863 | 205863 | 0.0 | 0.0 |
| 52 | 3502004 | <u>L.I.C. POLICES PREMIUM RECOVERIES</u> | 0 | 0 | 21703 | 21703 | 0.0 | 0.0 |
| 53 | 3502005 | <u>SPECIAL PROVIDENT FUND-CUM- GRATUITY SCHEME - RECOVERIES</u> | 0 | 0 | 1760 | 1760 | 0.0 | 0.0 |
| 54 | 3502006 | <u>F.B.F. / GROUP INSURANCE SCHEME RECOVERIES</u> | 0 | 5280 | 10800 | 5520 | 0.0 | 0.0 |
| 55 | 3502013 | <u>INCOME TAX DEDUCTIONS - CONTRACTORS</u> | 0 | 560840 | 1265897 | 890221 | 0.0 | 185164 |
| 56 | 3502014 | <u>OTHER RECOVERIES</u> | 0 | 362952 | 0 | 0 | 0.0 | 362952 |
| 57 | 3502015 | <u>VAT - PAYABLE</u> | 0 | 3007109 | 0 | 0 | 0.0 | 3007109 |

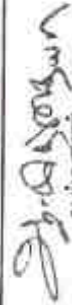
| S.No | Account Code | Account Head Name | Opening Balance | | Actuals | | Net Balance | |
|------|--------------|---|-----------------|-----------|----------|-----------|-------------|-----------|
| | | | Debit(₹) | Credit(₹) | Debit(₹) | Credit(₹) | Debit(₹) | Credit(₹) |
| 58 | 3502021 | <u>CPF SUBSCRIPTION RECOVERIES</u> | 0 | 0 | 88115 | 88115 | 0.0 | 0.0 |
| 59 | 3502023 | <u>Health Fund Subscription</u> | 0 | 17100 | 0 | 15300 | 0.0 | 32400 |
| 60 | 3502025 | <u>Manual Workers Genenral Welfare Fund</u> | 0 | 309267 | 674668 | 454893 | 0.0 | 89492 |
| 61 | 3502032 | <u>CGST - PAYABLE</u> | 0 | 194274 | 615661 | 554555 | 0.0 | 133168 |
| 62 | 3502033 | <u>SGST - PAYABLE</u> | 0 | 194274 | 615661 | 554555 | 0.0 | 133168 |
| 63 | 3504101 | <u>ADVANCE COLLECTION OF PROPERTY TAX</u> | 0 | 348646 | 0 | 0 | 0.0 | 348646 |
| 64 | 3603001 | <u>PROVISION FOR DOUBTFUL COLLECTION OF REVENUE ITEMS</u> | 0 | 0 | 3985968 | 3985968 | 0.0 | 0.0 |
| 65 | 4101001 | <u>LAND -GROSS BLOCK</u> | 4759500 | 0 | 0 | 0 | 4759500 | 0.0 |
| 66 | 4102001 | <u>BUILDINGS - GROSS BLOCK</u> | 4879925 | 0 | 0 | 0 | 4879925 | 0.0 |
| 67 | 4103101 | <u>STROM WATER DRAINS, OPEN DRAINS AND CULVERTS - GROSS BLOCK</u> | 3857190 | 0 | 0 | 0 | 3857190 | 0.0 |
| 68 | 4103102 | <u>DRAINAGE AND SEWERAGE PIPES , CONDUITS, CHANNELS ETC. - GROSS BLOCK</u> | 15993766 | 0 | 568166 | 0 | 16561932 | 0.0 |
| 69 | 4103201 | <u>WATER SUPPLY - HEAD WORKS, OHT ETC. AND WATER SUPPLY MAINS - GROSS BLOCK</u> | 135013544 | 0 | 11175863 | 0 | 146189407 | 0.0 |
| 70 | 4103202 | <u>GROUND WATER WELLS/ DEEP BORE WELLS - GROSS BLOCK</u> | 291121075 | 0 | 63003399 | 27100898 | 327023576 | 0.0 |
| 71 | 4104001 | <u>PLANT AND MACHINERIES - GROSS BLOCK</u> | 75700 | 0 | 2272944 | 0 | 2348644 | 0.0 |
| 72 | 4104003 | <u>HAND PUMPS - INDIAN MARK II - GROSS BLOCK</u> | 10590677 | 0 | 1092827 | 1092827 | 10590677 | 0.0 |

| S.No | Account Code | Account Head Name | Opening Balance | | Actuals | | Net Balance | | |
|------|--------------|--|-----------------|------------|-----------|------------|-------------|------------|-----------|
| | | | Debit (₹) | Credit (₹) | Debit (₹) | Credit (₹) | Debit (₹) | Credit (₹) | |
| 73 | 4105001 | <u>HEAVY VEHICLES - GROSS BLOCK</u> | 1674087 | 0 | 0 | 1674087 | 0 | 1674087 | 0.0 |
| 74 | 4112001 | <u>BUILDINGS - ACCUMULATED DEPRECIATION</u> | 0 | 2418131 | 0 | 142784 | 0.0 | 0.0 | 2560915 |
| 75 | 4113101 | <u>STORM WATER DRAINS, OPEN DRAINS AND CULVERTS - ACCUMULATED DEPRECIATION</u> | 0 | 3857189 | 0 | 0 | 0.0 | 0.0 | 3857189 |
| 76 | 4113102 | <u>DRAINAGE SEWERAGE PIPES, CONDUITS ETC. - ACCUMALATED DEPRECIATION</u> | 0 | 6899894 | 0 | 1697410 | 0.0 | 0.0 | 8597304 |
| 77 | 4113201 | <u>HEAD WORKS, OHT ETC. WATER SUPPLY MAINS - ACCUMALATED DEPRECIATION</u> | 0 | 20367883 | 0 | 10287199 | 0.0 | 0.0 | 30655082 |
| 78 | 4113202 | <u>GROUND WATER WELLS/ DEEP BORE WELLS - ACCUMALTED DEPRECIATION</u> | 0 | 215123155 | 0 | 86085913 | 0.0 | 0.0 | 301209068 |
| 79 | 4114001 | <u>PLANT & MACHINERY - ACCUMULATED DEPRECIATION</u> | 0 | 0 | 362266 | 362266 | 0.0 | 0.0 | 0.0 |
| 80 | 4114002 | <u>TOOLS & PLANT - ACCUMULATED DEPRECIATION</u> | 0 | 69939 | 0 | 362266 | 0.0 | 0.0 | 432205 |
| 81 | 4114003 | <u>HAND PUMPS - INDIA MARK (II) - ACCUMULATED DEPRECIATION</u> | 0 | 10590676 | 0 | 0 | 0.0 | 0.0 | 10590676 |
| 82 | 4115001 | <u>HEAVY VEHICLES - ACCUMULATED DEPRECIATION</u> | 0 | 1674086 | 0 | 0 | 0.0 | 0.0 | 1674086 |
| 83 | 4121001 | <u>PROJECTS - IN - PROGRESS ACCOUNT</u> | 0 | 0 | 98486588 | 98486588 | 0.0 | 0.0 | 0.0 |
| 84 | 4122001 | <u>PROJECTS - IN - PROGRESS ACCOUNT</u> | 0 | 0 | 26577681 | 26577681 | 0.0 | 0.0 | 0.0 |
| 85 | 4208001 | <u>FIXED DEPOSIT</u> | 202800166 | 0 | 42215604 | 30882375 | 214133395 | 0.0 | 0.0 |
| 86 | 4311903 | <u>PROFESSION TAX - RECOVERABLE - CURRENT</u> | 0 | 0 | 18750 | 18750 | 0.0 | 0.0 | 0.0 |
| 87 | 4311907 | <u>Water Supply and Drainage Tax - Recoverable - Residential - Current</u> | 0 | 0 | 25068180 | 17049199 | 8018981 | 0.0 | 0.0 |

| S.No | Account Code | Account Head Name | Opening Balance | | Actuals | | Net Balance | |
|------|--------------|---|-----------------|-----------|-----------|------------|-------------|-----------|
| | | | Debit(₹) | Credit(₹) | Debit (₹) | Credit (₹) | Debit(₹) | Credit(₹) |
| 88 | 4311908 | <u>Water Supply and Drainage Tax - Recoverable - Commercial - Current</u> | 0 | 0 | 5849576 | 4618275 | 1231301 | 0.0 |
| 89 | 4311909 | <u>Water Supply and Drainage Tax - Recoverable - Industrial - Current</u> | 0 | 0 | 2003972 | 1771432 | 232540 | 0.0 |
| 90 | 4311910 | <u>Water Supply and Drainage Tax - Recoverable - Vacant Sites - Current</u> | 0 | 0 | 5057458 | 1337196 | 3720263 | 0.0 |
| 91 | 4311912 | <u>Water Supply and Drainage Tax - Recoverable - Residential - Arrears</u> | 42532721 | 0 | 219633 | 18402801 | 24349553 | 0.0 |
| 92 | 4311913 | <u>Water Supply and Drainage Tax - Recoverable - Commercial - Arrears</u> | 7771384 | 0 | 70779 | 6204701 | 1637462 | 0.0 |
| 93 | 4311914 | <u>Water Supply and Drainage Tax - Recoverable - Industrial - Arrears</u> | 761158 | 0 | 0 | 641640 | 119518 | 0.0 |
| 94 | 4311915 | <u>Water Supply and Drainage Tax - Recoverable - Vacant Sites - Arrears</u> | 13196988 | 0 | 0 | 2124602 | 11072386 | 0.0 |
| 95 | 4313003 | <u>WATER CHARGES RECOVERABLE - CURRENT</u> | 0 | 0 | 1166880 | 451837 | 715043 | 0.0 |
| 95 | 4313004 | <u>WATER CHARGES RECOVERABLE - ARREARS</u> | 2943202 | 0 | 0 | 1115103 | 1828099 | 0.0 |
| 97 | 4313005 | <u>UGD MONTHLY CHARGES RECOVERABLE - CURRENT</u> | 0 | 0 | 1612488 | 209406 | 1403082 | 0.0 |
| 98 | 4313006 | <u>UGD MONTHLY CHARGES RECOVERABLE - ARREARS</u> | 990734 | 0 | 0 | 144113 | 846624 | 0.0 |
| 99 | 4314033 | <u>INTEREST ACCRUED ON FIXED DEPOSIT/ DIVIDEND DUE ON SHARES</u> | 0 | 0 | 2269716 | 0 | 2269716 | 0.0 |
| 100 | 4321001 | <u>PROVISION FOR OUTSTANDING PROPERTY TAXES</u> | 0 | 3933936 | 0 | 858909 | 0.0 | 4792845 |
| 101 | 4501001 | <u>Cash Account</u> | 800332 | 0 | 68796389 | 69596721 | 0.0 | 0.0 |
| 102 | 4502001 | <u>Cheque Account</u> | 0 | 0 | 6866510 | 6866510 | 0.0 | 0.0 |

| S.No | Account Code | Account Head Name | Opening Balance | | Actuals | | Net Balance | |
|------|--------------|--|-----------------|-----------|-----------|------------|-------------|-----------|
| | | | Debit(₹) | Credit(₹) | Debit (₹) | Credit (₹) | Debit(₹) | Credit(₹) |
| 103 | 4502103 | <u>CF - IOB - A/C - 801000116119</u> | 0 | 0 | 149096 | 149096 | 0.0 | 0.0 |
| 104 | 4502105 | <u>WS - IOB - A/C - 801000116120</u> | 168088 | 0 | 32647720 | 19892751 | 12923057 | 0.0 |
| 105 | 4502108 | <u>UGDDEP- IOB -A/C -801000117397</u> | 9164026 | 0 | 9789100 | 9427000 | 9526126 | 0.0 |
| 106 | 4502109 | <u>WS DEP - IOB -A/C -801000117398</u> | 18690079 | 0 | 20137973 | 19393000 | 19435052 | 0.0 |
| 107 | 4502115 | <u>IB - SB A/C - SFC - 488130206</u> | 0 | 0 | 383221 | 383221 | 0.0 | 0.0 |
| 108 | 4502118 | <u>SBI -SFC A/C -10504039522</u> | 0 | 0 | 34441707 | 34441707 | 0.0 | 0.0 |
| 109 | 4502122 | <u>IB - SB A/C - W.S. STAFF SALARY 488121178</u> | 928962 | 0 | 3657522 | 3974090 | 612394 | 0.0 |
| 110 | 4502204 | <u>EE - CUB - A/C - 500101011471123</u> | 0 | 0 | 826333 | 826333 | 0.0 | 0.0 |
| 111 | 4502207 | <u>UGD DEP-CUB- 500101011471126</u> | 21409534 | 0 | 71611394 | 44198004 | 48822924 | 0.0 |
| 112 | 4502208 | <u>WS DEP - CUB -500101011471127</u> | 36172755 | 0 | 48262859 | 51837878 | 32597736 | 0.0 |
| 113 | 4502209 | <u>WS-CUB-500101011471128</u> | 3430083 | 0 | 60158340 | 57459957 | 6128466 | 0.0 |
| 114 | 4502210 | <u>CF-CUB-500101011471129</u> | 1611275 | 0 | 747449 | 0 | 2358724 | 0.0 |
| 115 | 4502211 | <u>RF PAYMENT - CUB - 500101011471130</u> | 0 | 0 | 935010 | 935010 | 0.0 | 0.0 |
| 116 | 4502217 | <u>UGSS-INTLNK-CUB-500101011929319</u> | 12746803 | 0 | 592003 | 0 | 13338806 | 0.0 |
| 117 | 4502501 | <u>Online Payment - CUB - A/c -500101010962630</u> | 0 | 0 | 3442874 | 3442874 | 0.0 | 0.0 |

| S.No | Account Code | Account Head Name | Opening Balance | | Actuals | | Net Balance | |
|-------|--------------|--|-----------------|------------|------------|------------|-------------|------------|
| | | | Debit(₹) | Credit(₹) | Debit (₹) | Credit (₹) | Debit(₹) | Credit(₹) |
| 118 | 4502601 | POS-Colln A/C-CUB-500101012352578 | 0 | 0 | 987966 | 987966 | 0.0 | 0.0 |
| 119 | 4601001 | FESTIVAL ADVANCE | 0 | 0 | 16000 | 16000 | 0.0 | 0.0 |
| 120 | 4601007 | MOTORCYCLE ADVANCE | 0 | 0 | 13101 | 13101 | 0.0 | 0.0 |
| 121 | 4605010 | Advance Recoverable Expenses | 0 | 0 | 1982400 | 1982400 | 0.0 | 0.0 |
| 122 | 4701001 | ADVANCE TO TWAD BOARD/ METRO WATER BOARD | 2858169250 | 0 | 0 | 0 | 2858169250 | 0.0 |
| 123 | 4702002 | PAYABLE TO ELEMENTARY EDUCATION FUND | 0 | 826333 | 826333 | 0 | 0.0 | 0.0 |
| 124 | 4702003 | PAYABLE TO GENERAL FUND | 0 | 1052264115 | 181919125 | 295672564 | 0.0 | 1166017554 |
| Total | | | 3702253004 | 3702253004 | 1327556162 | 1327556162 | 4002952603 | 4002952603 |

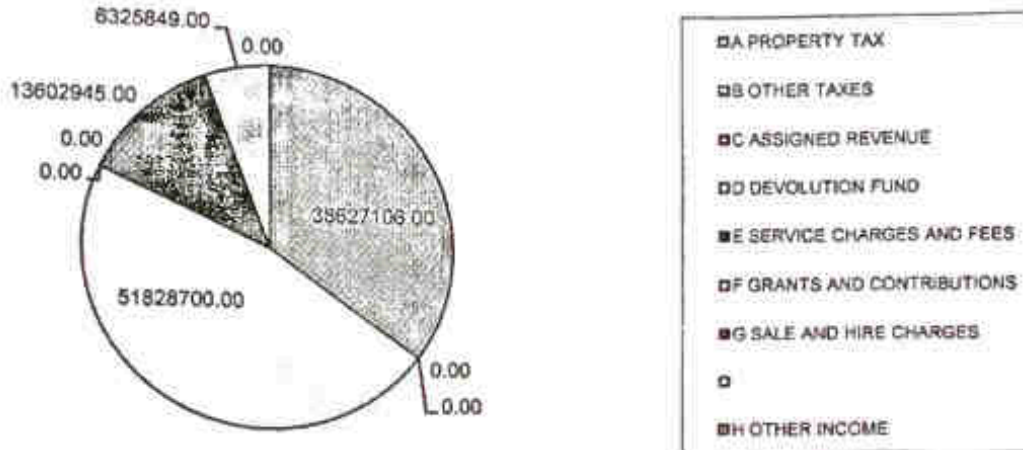

 ஆய்வாளர்,
 உள்வாங்கி நிதித் துறையினர்.


 Commissioner
 Avadi City Municipal Corporation

15/11/2019
 16/11/2019

AVADI CITY MUNICIPAL CORPORATION
ABSTRACT OF WATER SUPPLY FUND
ACCOUNT ON INCOME

PIE CHART SHOWING THE DETAIL INCOME FOR THE YEAR:2019-2020



| CODE | ACCOUNT HEAD | ACTUALS FOR 2018-2019 | ACTUALS FOR 2019-2020 |
|------|--|-----------------------|-----------------------|
| | INCOME | | |
| 110 | TAX REVENUE | 50299246.00 | 38627106.00 |
| 120 | ASSIGNED REVENUE & COMPENSATIONS | 0.00 | 0.00 |
| 130 | RENTAL INCOME FROM MUNICIPAL PROPERTIES | 0.00 | 0.00 |
| 140 | FEES & USER CHARGES | 35759873.00 | 51828700.00 |
| 150 | SALE AND HIRE CHARGES | 0.00 | 0.00 |
| 160 | REVENUE GRANTS, CONTRIBUTION AND SUBSIDIES | 0.00 | 0.00 |
| 170 | INCOME FROM INVESTMENT | 8187513.00 | 13602945.00 |
| 171 | INTEREST EARNED | 5248680.00 | 6325849.00 |
| 180 | OTHER INCOME | 0.00 | 0.00 |
| | TOTAL | 99495312.00 | 110384600.00 |

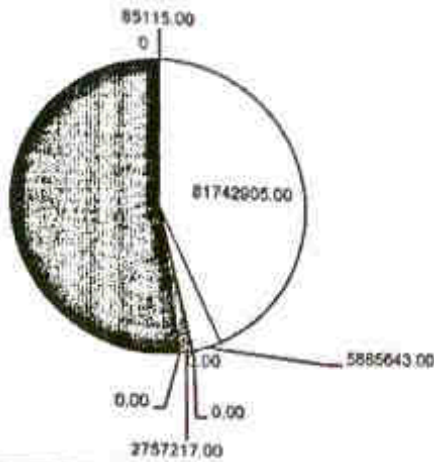
ஆ. வெங்கடேஷ்
 ஆய்வாளர்,
 உள்ளாட்சி நிதித்துணிக்ளை

Commissioner
 Avadi City Municipal Corporation

16/11/2020
 16/11/2020
 16/11/2020

AVADI CITY MUNICIPAL CORPORATION
ABSTRACT OF WATER SUPPLY FUND
ACCOUNT ON EXPENDITURE

PIE CHART SHOWING THE DETAIL EXPENDITURE
 FOR THE YEAR: 2019-2020



- DA PERSONNEL COST
- BA SALARIES
- CA OTHERS
- DB TERMINAL AND RETIREMENT BENEFITS
- BC OPERATING EXPENSES
- BD REPAIRS AND MAINTANACE
- BE PROGRAMME EXPENSES
- CF ADMINISTRATIVE EXPENSES
- CG FINANCE EXPENSES

| CODE | ACCOUNT HEAD | ACTUALS FOR 2018-2019 | ACTUALS FOR 2019-2020 |
|------|----------------------------------|-----------------------|-----------------------|
| | EXPENDITURE | | |
| 210 | ESTABLISHMENT EXPENSES | 4079959.00 | 4416032.00 |
| 220 | ADMINISTRATIVE EXPENSES | 64675.00 | 85115.00 |
| 230 | OPERATION & MAINTANACE | 35621206.00 | 81742905.00 |
| 240 | INTEREST & FINANCE | 9071139.00 | 5885643.00 |
| 250 | PROGRAMME EXPENSES | 0.00 | 0.00 |
| 260 | GRANTS, CONTRIBUTION & SUBSIDIES | 0.00 | 0.00 |
| 270 | PROVISION & WRITE OFF | 5303694.00 | 2757217.00 |
| 271 | MISCELLANEOUS EXPENSES | 0.00 | 0.00 |
| 272 | DEPRECIATION | 18694659.00 | 98575572.00 |
| | TOTAL | 72835332.00 | 193482484.00 |

(Signature)
 ஆய்வாளர்,
 உள்ளாட்சி நிதித்துறை

(Signature)
 Commissioner
 Avadi City Municipal Corporation

AVADI CITY MUNICIPAL CORPORATION
ஆவடி மாநகராட்சி
Income And Expenditure Statement

Input Parameter: Financial Year : 2019-2020; Fund Name : Water Supply and Drainage Fund; From Date : 01/Apr/2019; To Date : 31/Mar/2020;

| Code No | Description of items | Schedule No. | Current Year Amount(₹) |
|--------------------|---|--------------|------------------------|
| Income | | | |
| 110 | Tax Revenue | I-1 | 38627106 |
| 140 | Fees & User Charges | I-4 | 51828700 |
| 170 | Income from Investments | I-7 | 13602945 |
| 171 | Interest Earned | I-8 | 6325849 |
| | Total | | 110384600 |
| Expenditure | | | |
| 210 | Establishment Expenses | I-10 | 4416032 |
| 220 | Administrative Expenses | I-11 | 85115 |
| 230 | Operations & Maintenance | I-12 | 81742905 |
| 240 | Interest & Finance Charges | I-13 | 5885643 |
| 270 | Provisions and Write off | I-16 | 2757217 |
| 272 | Depreciation | | 98575572 |
| 280 | Prior Period Item | I-18 | 11196104 |
| | Total | | 204658588 |
| | 3109002-Gross Deficit of Expenditure over Income | | 94273988 |

AVADI CITY MUNICIPAL CORPORATION

ஆவடி மாநகராட்சி

Income And Expenditure Statement

Input Parameter: Financial Year : 2019-2020;Fund Name : Water Supply and Drainage Fund;From Date : 01/Apr/2019;To Date : 31/Mar/2020;

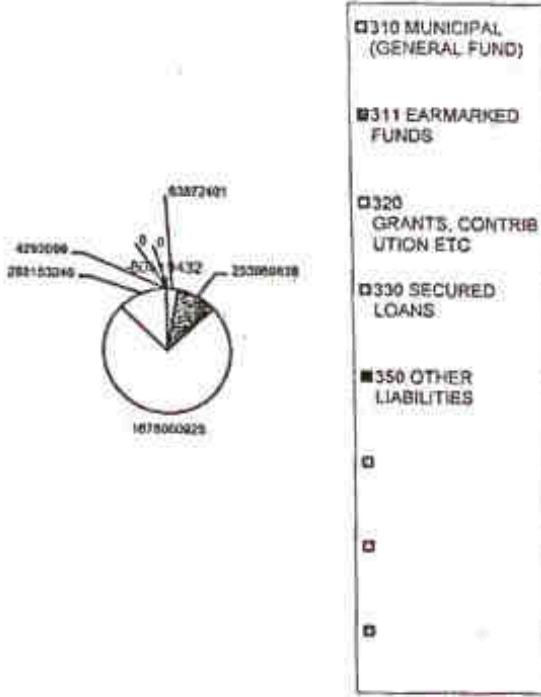
| Code No | Description of items | Current Year Amount |
|--------------------|---|---------------------|
| Income | | |
| 1100201 | Water Supply and Drainage Tax - Residential | 25536669 |
| 1100202 | Water Supply and Drainage Tax - Commercial | 5849771 |
| 1100203 | Water Supply and Drainage Tax - Industrial | 2003973 |
| 1100204 | Water Supply and Drainage Tax - Vacant Sites | 5236693 |
| 1405002 | UGD MONTHLY CHARGES | 1612483 |
| 1405004 | METERED/ TAP RATE WATER CHARGES | 1166880 |
| 1407001 | Road Cutting Restoration Charge | 36432 |
| 1407002 | Initial Amount for New Water Supply Connections | 20105000 |
| 1407003 | INITIAL AMOUNT FOR DRAINAGE CONNECTIONS | 28829400 |
| 1407005 | Under Ground Sewerage Connection Charges | 1700 |
| 1407015 | Sewerage Inspection Charges | 6000 |
| 1407021 | Internal Plumbing Charges | 70800 |
| 1701001 | INTEREST ON INVESTMENTS / FIXED DEPOSITS | 13602945 |
| 1711001 | INTEREST FROM BANK | 6325849 |
| | Total | 110384600 |
| Expenditure | | |
| 2101001 | PAY | 3507820 |
| 2101004 | DEARNESS ALLOWANCE | 459017 |
| 2101005 | HOUSE RENT ALLOWANCE | 347529 |
| 2101006 | CITY COMP. ALLOWANCE | 60921 |
| 2101007 | MEDICAL ALLOWANCE | 25345 |
| 2101008 | OTHER ALLOWANCE | 15400 |
| 2201004 | MOTOR VEHICLE TAX | 85115 |

| Code No | Description of items | Current Year Amount |
|---------|---|---------------------|
| 2301003 | POWER CHARGES FOR STREET LIGHTS | 33441707 |
| 2304001 | HIRE CHARGES FOR SUPPLY OF WATER THROUGH | 8832900 |
| 2305009 | MAINTENANCE EXPENSES - WATER SUPPLY | 7169261 |
| 2305010 | MAINTENANCE EXPENSES - SEWERAGE WORKS | 6133200 |
| 2305011 | MAINTENANCE CHARGES TO TWAD BOARD/ METRO | 25081242 |
| 2305302 | HEAVY VEHICLES - MAINTENANCE | 1084595 |
| 2403001 | INTEREST ON LOANS FROM TNUFIDCO | 5885643 |
| 2701001 | PROVISION FOR DOUBTFUL COLLECTION OF REVENUE | 2118125 |
| 2703001 | IRRECOVERABLE REVENUE ITEMS WRITTEN OFF - | 639092 |
| 2722001 | DEPRECIATION - BUILDINGS | 142784 |
| 2723101 | DEPRECIATION - SEWERAGE AND DRAINAGE | 1697410 |
| 2723201 | DEPRECIATION - WATERWAYS | 96373112 |
| 2724001 | DEPRECIATION - PLANT & MACHINERY | 362266 |
| 2801001 | Taxes | -4918582 |
| 2808001 | PRIOR YEAR EXPENSES | 16114686 |
| | Total | 204658588 |
| | 3109002-Gross Deficit of Expenditure over Income | 94273988 |

[Handwritten Signature]

**AVADI CITY MUNICIPAL CORPORATION
WATER SUPPLY FUND
BALANCE AS ON 31ST MARCH 2020**

PIE CHART SHOWING THE LIABILITIES AS ON 31ST MARCH 2020

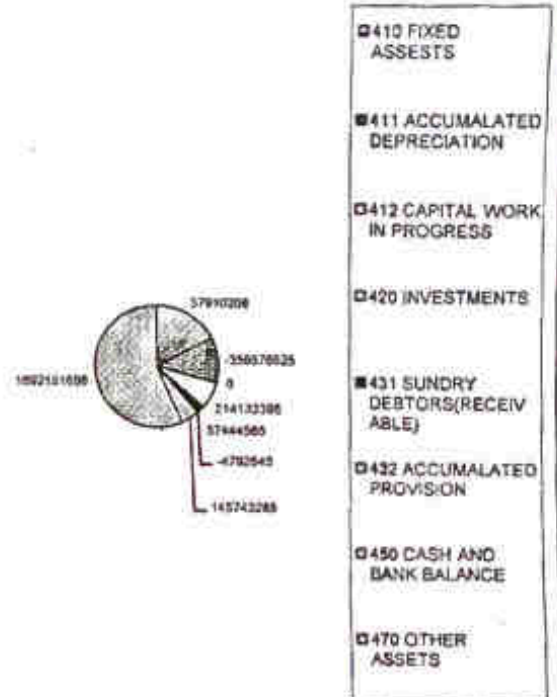


LIABILITIES

| CODE | HEAD | AMOUNT |
|------|--------------------------|-------------------|
| 310 | MUNICIPAL (GENERAL FUND) | 63572401 |
| 311 | EARMARKED FUNDS | 233969838 |
| 320 | GRANTS, CONTRIBUTION ETC | 1678000925 |
| 330 | SECURED LOANS | 283153245 |
| 350 | OTHER LIABILITIES | 4292099 |
| | | |
| | | |
| | | |
| | | |
| | TOTAL | 2262988509 |

(Signature)
ஆய்வாளர்,
உள்ளாட்சி நிதித்துணிகை

PIE CHART SHOWING THE ASSETS AS ON 31ST MARCH 2020



ASSETS

| CODE | HEAD | AMOUNT |
|------|----------------------------|-------------------|
| 410 | FIXED ASSETS | 517884938 |
| 411 | ACCUMALATED DEPRECIATION | -359576525 |
| 412 | CAPITAL WORK IN PROGRESS | 0 |
| 420 | INVESTMENTS | 214133395 |
| 431 | SUNDRY DEBTORS(RECEIVABLE) | 57444565 |
| 432 | ACCUMALATED PROVISION | -4792845 |
| 450 | CASH AND BANK BALANCE | 145743285 |
| 470 | OTHER ASSETS | 1692151696 |
| | | |
| | | |
| | TOTAL | 2262988509 |

(Signature)
Commissioner
Avadi City Municipal Corporation
16/4/2020 16/2/2020 16/7/2020

ஆவடி மாநகராட்சி
AVADI CITY MUNICIPAL CORPORATION

Balance Sheet

Input Parameter : Financial Year : 2019-2020; Fund Name : Water Supply and Drainage Fund; From Date : 01/Apr/2019; To Date : 31/Mar/2020;

| Code No. | Description of items | Schedule No. | Current Year Amount(₹) | Previous Year Amount(₹) |
|--------------------|--|--------------|------------------------|-------------------------|
| Liabilities | | | | |
| 310 | Municipal (General) Fund | B-1 | 63572401 | 157846389 |
| 311 | Earmarked Funds | B-2 | 233969838 | 233969838 |
| 320 | Grants , Contribution for specific purposes | B-4 | 1678000925 | 1655700525 |
| 330 | Secured Loans | B-5 | 283153246 | 327957392 |
| 340 | Deposits Received | B-7 | 0 | 0 |
| 350 | Other Liabilities | B-9 | 4292099 | 875312 |
| 360 | Provisions | B-10 | 0 | 0 |
| Total | | | 2262988509 | 2384227667 |
| Assets | | | | |
| 410 | Fixed Assets | B-11 | 517884938 | 467965464 |
| 411 | Accumulated Depreciation | | -359576525 | -261000953 |
| 420 | Investments - General Fund | B-12 | 214133395 | 202800166 |
| 431 | Sundry Debtors (Receivables) | B-15 | 57444565 | 68196187 |
| 432 | Accumulated Provisions against Debtors (Receivables) | | -4792845 | -3933936 |
| 450 | Cash and Bank balance | B-17 | 145743285 | 105121937 |
| 470 | Other Assets | B-19 | 1692151696 | 1805078802 |
| Total | | | 2262988509 | 2384227667 |

ஆவடி மாநகராட்சி
AVADI CITY MUNICIPAL CORPORATION
Balance Sheet

Input Parameter : Financial Year : 2019-2020; Fund Name : Water Supply and Drainage Fund; From Date : 01/Apr/2019; To Date : 31/Mar/2020;

| Code.No. | Description of items | Schedule No. | Current Year Amount(₹) | Previous Year Amount(₹) |
|--------------------|---|--------------|------------------------|-------------------------|
| Liabilities | | | | |
| 3109001 | ACCUMULATED SURPLUS / DEFICIT | | 63572401 | 157846389 |
| 3111001 | CONTRIBUTION FROM MUNICIPAL FUND | | 233969838 | 233969838 |
| 3203001 | CONTRIBUTIONS FROM THE GOVERNMENT | | 1666136022 | 1655700929 |
| 3203002 | GRANTS FROM THE GOVERNMENT | | 11864903 | 0 |
| 3303002 | LOAN FROM TUFIDCO | | 283153246 | 327957392 |
| 3501003 | ACCOUNTS PAYABLE - CONTRACTORS | | 0 | 3036785 |
| 3501009 | WATE SUPPLY MAINTENANCE - PAYABLE TO TWAD BOARD / METRO WATER BOARD | | 0 | 716596 |
| 3502006 | F.B.F. / GROUP INSURANCE SCHEME RECOVERIES | | 0 | 5280 |
| 3502013 | INCOME TAX DEDUCTIONS - CONTRACTORS | | 185164 | 560840 |
| 3502014 | OTHER RECOVERIES | | 362952 | 362952 |
| 3502015 | VAT - PAYABLE | | 3007109 | 3007109 |
| 3502023 | Health Fund Subscription | | 32400 | 17100 |
| 3502025 | Manual Workers Genenral Welfare Fund | | 89492 | 309267 |
| 3502032 | CGST - PAYABLE | | 133168 | 194274 |
| 3502033 | SGST - PAYABLE | | 133168 | 194274 |
| 3504101 | ADVANCE COLLECTION OF PROPERTY TAX | | 348646 | 348646 |
| Total | | | 2262988509 | 2384227667 |

| Code No | Description of items | Schedule No. | Current Year Amount(₹) | Previous Year Amount(₹) |
|---------------|---|--------------|------------------------|-------------------------|
| Assets | | | | |
| 4101001 | LAND - GROSS BLOCK | | 4759500 | 4759500 |
| 4102001 | BUILDINGS - GROSS BLOCK | | 4879925 | 4879925 |
| 4103101 | STROM WATER DRAINS, OPEN DRAINS AND CULVERTS - GROSS BLOCK | | 3857190 | 3857190 |
| 4103102 | DRAINAGE AND SEWERAGE PIPES, CONDUITS, CHANNELS ETC. - GROSS BLOCK | | 16561932 | 15993766 |
| 4103201 | WATER SUPPLY - HEAD WORKS, OHT ETC. AND WATER SUPPLY MAINS - GROSS BLOCK | | 146189407 | 135013544 |
| 4103202 | GROUND WATER WELLS/ DEEP BORE WELLS - GROSS BLOCK | | 327023576 | 29,121075 |
| 4104001 | PLANT AND MACHINERIES - GROSS BLOCK | | 2348644 | 75700 |
| 4104003 | HAND PUMPS - INDIAN MARK II - GROSS BLOCK | | 10590677 | 10590677 |
| 4105001 | HEAVY VEHICLES - GROSS BLOCK | | 1674087 | 1674087 |
| 4112001 | BUILDINGS - ACCUMULATED DEPRECIATION | | -2560915 | -2418131 |
| 4113101 | STORM WATER DRAINS, OPEN DRAINS AND CULVERTS - ACCUMULATED DEPRECIATION | | -3857189 | -3857189 |
| 4113102 | DRAINAGE SEWERAGE PIPES, CONDUITS ETC. - ACCUMALATED DEPRECIATION | | -8597304 | -6899894 |
| 4113201 | HEAD WORKS, OHT ETC. WATER SUPPLY MAINS - ACCUMALATED DEPRECIATION | | -30655082 | -20367883 |
| 4113202 | GROUND WATER WELLS/ DEEP BORE WELLS - ACCUMALTED DEPRECIATION | | -301209068 | -215123159 |
| 4114002 | TOOLS & PLANT - ACCUMULATED DEPRECIATION | | -432205 | -69939 |

| Code No. | Description of Items | Schedule No. | Current Year Amount (₹) | Previous Year Amount (₹) |
|----------|--|--------------|-------------------------|--------------------------|
| 4114003 | HAND PUMPS - INDIA MARK (II) - ACCUMULATED DEPRECIATION | | -10590676 | -10590676 |
| 4115001 | HEAVY VEHICLES - ACCUMULATED DEPRECIATION | | -1674086 | -1674086 |
| 4208001 | FIXED DEPOSIT | | 214133395 | 202800166 |
| 4311907 | Water Supply and Drainage Tax - Recoverable - Residential - Current | | 8018981 | 16543496 |
| 4311908 | Water Supply and Drainage Tax - Recoverable - Commercial - Current | | 1231301 | 4815805 |
| 4311909 | Water Supply and Drainage Tax - Recoverable - Industrial - Current | | 232540 | 598802 |
| 4311910 | Water Supply and Drainage Tax - Recoverable - Vacant Sites - Current | | 3720263 | 3444920 |
| 4311912 | Water Supply and Drainage Tax - Recoverable - Residential - Arrears | | 24349553 | 25989225 |
| 4311913 | Water Supply and Drainage Tax - Recoverable - Commercial - Arrears | | 1637462 | 2955579 |
| 4311914 | Water Supply and Drainage Tax - Recoverable - Industrial - Arrears | | 119518 | 162356 |
| 4311915 | Water Supply and Drainage Tax - Recoverable - Vacant Sites - Arrears | | 11072386 | 9752068 |
| 4313003 | WATER CHARGES RECOVERABLE - CURRENT | | 715043 | 688270 |
| 4313004 | WATER CHARGES RECOVERABLE - ARREARS | | 1828099 | 2254932 |
| 4313005 | UGD MONTHLY CHARGES RECOVERABLE - CURRENT | | 1403082 | 1067797 |
| 4313006 | UGD MONTHLY CHARGES RECOVERABLE - ARREARS | | 846621 | -77063 |
| 4314033 | INTEREST ACCRUED ON FIXED DEPOSIT/ DIVIDEND DUE ON SHARES | | 2269716 | 0 |

| Code No. | Description of Items | Schedule No. | Current Year Amount (D) | Previous Year Amount (D) |
|----------|---|--------------|-------------------------|--------------------------|
| 4321001 | PROVISION FOR OUTSTANDING PROPERTY TAXES | | -4792845 | -3933936 |
| 4501001 | Cash Account | | 0 | 800332 |
| 4502105 | WS - IOB - A/C -801000116120 | | 17923057 | 168088 |
| 4502108 | UGDEP- IOB -A/C -801000117397 | | 9526126 | 9164026 |
| 4502109 | WS DEP - IOB -A/C -801000117398 | | 19435052 | 18690079 |
| 4502122 | IB - SB A/C - W.S. STAFF SALARY 488121178 | | 612394 | 928962 |
| 4502207 | UGD DEP-CUB- 500101011471125 | | 48822924 | 21409534 |
| 4502208 | WS DEP - CUB -500101011471127 | | 32597736 | 36172755 |
| 4502209 | WS-CUB-500101011471128 | | 6128466 | 3430083 |
| 4502210 | CF-CUB-500101011471129 | | 2358724 | 1611275 |
| 4502217 | UGSS-INTLNK-CUB-500101011929319 | | 13338806 | 12746803 |
| 4701001 | ADVANCE TO TWAD BOARD/ METRO WATER BOARD | | 2858169250 | 2858169250 |
| 4702002 | PAYABLE TO ELEMENTARY EDUCATION FUND | | 0 | -826333 |
| 4702003 | PAYABLE TO GENERAL FUND | | -1166017554 | -1052264115 |
| | Total | | 2262988509 | 2384227667 |

AVADI CITY MUNICIPAL CORPORATION
4001-ACCUMALATED SURPLUS RECONCILLATION STATEMENT
FOR THE YEAR:2019-2020
WATER SUPPLY AND DRINAGE FUND ACCOUNT

OPENING BALANCE AS ON 01.4.2019

157846389.00

ADD

1088 - PRIOR YEAR INCOME

2804001

[See Annexure
No: 18]

4918582.00 ✓

162764971.00 ✓

DEDUCT

2041 - PRIOR YEAR EXPENSES

2805001

[See Annexure
No: 18]

16114686.00 ✓

146650285.00 ✓

INCOME FOR THE YEAR:2019-2020

110384800.00 ✓

EXPENDITURE FOR THE YEAR:2019-2020

193462484.00 ✓

NETSURPLUS FOR THE YEAR:2019-2020

-83077884.00 ✓

-83077884.00 ✓


CLOSING BALANCE AS ON 31ST MARCH 2020

63572401.00 ✓



ஆய்வாளர்,

உள்ளாட்சி நிதித்தணிக்கை,


Commissioner
Avadi City Municipal Corporation

16/7/2020

16/7/2020

16/7/2020