

Format- B – Declaration of Service Level Standards

**KRISHNAGIRI DISTRICT**


**Local and Municipal Notification**

[Letter No.0513/2015/91 dated 26.06.2019]

**HOSUR CITY MUNICIPAL CORPORATION**

**NOTIFICATION**


Under the conditions imposed for the drawal of share of “General Performance Grant” vide condition No. Chapter IX under Para 9.77 & 9.78 the 14<sup>th</sup> Central Finance Commission Recommendations, the undersigned, holding the Office of the Municipal Corporation Commissioner, Hosur City Municipal Corporation, is publishing the “Standardised Service Level Bench Marking” for the year 2018-19 comprising of four service sectors viz., Water Supply, Sewerage, Strom Water Drainage and Solid Waste Management pertaining to the Hosur City Municipal Corporation.



Municipal Engineer

Hosur City Municipal Corporation,

Hosur



Commissioner,

Hosur City Municipal Corporation,

Hosur

Name of the Urban Local Body (Grade of Municipality)	Name of the Corporation Commissioner / Municipal Commissioner	Postal Address with PINCODE	Phone & Fax Nos	email id / Web Site
Hosur City Municipal Corporation	K.Balasubramaniyan. M.A	New municipal office, Bagalur Road, Thillai Nagar, Hosur - 635109	04344 - 247666	commr.hosur@tn.gov.in <a href="http://117.200.79.17/hosur">http://117.200.79.17/hosur</a>

**Water Supply indicators**

	Coverage of Water Supply Connections		Per Capita Supply of Water		Extend of metering of water connections		Extent of non revenue water		Continuity of water supply		Quality of water Supply		Efficiency in redressal of customer Complaints	Cost recovery in water supply services	Efficiency in collection of water supply related charges	
	Current	Target	Current	Target	Current	Target	Current	Target	Current	Target	Current	Target	Current	Target	Current	Target
Benchmarks	100%		135 lpcd		100%		20%		24 Hours		100%		100%	100%	90%	
	2018-19	2019-20	2018-19	2019-20	2018-19	2019-20	2018-19	2019-20	2018-19	2019-20	2018-19	2019-20	2018-19	2019-20	2018-19	2019-20
	60	70	90	110	0	0	10	10	2 Hrs	2 Hrs	100	100	80	90	80	80

**Sewage Management (Sewerage and Sanitation)**

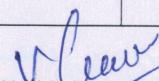
	Coverage of Toilets		Coverage of Sewage Network services		Collection efficiency of the sewage network		Adequacy of Sewage treatment Capacity		Quality of Sewage treatment		Extend of reuse and Recycling of treated sewage		Efficiency in redressal of customer Complaints	Extend of cost recovery in sewage management	Efficiency in collection of Sewage charges	
	Current	Target	Current	Target	Current	Target	Current	Target	Current	Target	Current	Target	Current	Target	Current	Target
Benchmarks	100%		100%		100%		100%		100%		20%		80%	100%	90%	
	2018-19	2019-20	2018-19	2019-20	2018-19	2019-20	2018-19	2019-20	2018-19	2019-20	2018-19	2019-20	2018-19	2019-20	2018-19	2019-20
	0	0	0	0	0	0	0	0	0	0	0	0	0	0	0	0


**Solid Waste Management Indicators**

	Household level coverage of Solid waste management services		Efficiency of collection of Municipal Solid waste		Efficiency of Segregation of Municipal Solid waste		Extend of municipal solid waste recovered		Extent of scientific disposal of municipal solid waste		Efficiency in redressal of customer Complaints	Extend of cost recovery in SWM services	Efficiency in collection of SWM charges	
	Current	Target	Current	Target	Current	Target	Current	Target	Current	Target	Current	Target	Current	Target
Benchmarks	100%		100%		100%		80%		100%		80%	100%	90%	
	2018-19	2019-20	2018-19	2019-20	2018-19	2019-20	2018-19	2019-20	2018-19	2019-20	2018-19	2019-20	2018-19	2019-20
	95	100	85	100	85	100	75	80	85	90	75	100	85	90

**Storm water Drainage Indicators**

Benchmarks	Coverage of Storm water drainage network				Incidence of water logging / flooding			
	Current (2018-19)		Target (2019-20)		Current (2018-19)		Target (2019-20)	
	90		95		0		0	

  
Municipal Engineer  
Hosur City Municipal Corporation

  
Commissioner  
Hosur City Municipal Corporation