

SERVICE LEVEL BENCH MARK - 2020-21

Name of the Urban Local Body (Grade of Municipality)	Name of the Corporation Commissioner / Municipal Commissioner	Postal Address with PINCODE	Phone & Fax Nos	email @ / Web Site
Hosur City Municipal Corporation	M.Senthil Murugan, M.Com	New municipal office, Bagalur Road, Thillai Nagar, Hosur - 635109	04344 - 247666	commr.hosur@gmail.com http://117.200.79.17/hosur

Water Supply indicators

Benchmarks	House holds covered with piped water supply		Water Supplied in litre per capita per day (LPCD)		Extend of Metering of Water Connection		Reduction in Non Revenue water (NR W)		Continuity of water supply		Quality of water Supply		Efficiency in redressal of customer Complaints	Efficiency in redressal of customer Complaints	Cost recovery in water supply services	Cost recovery in water supply services	Efficiency in collection of water supply relater charges	
	Current	Target	Current	Target	Current	Target	Current	Target	Current	Target	Current	Target	Current	Target	Current	Target	Current	Target
	100%		135 lpcd		100%		20%		24 Hours		100%		100%	100%	100%	100%	90%	
	2020-21	2021-22	2020-21	2021-22	2020-21	2021-22	2020-21	2021-22	2020-21	2021-22	2020-21	2021-22	2020-21	2021-22	2020-21	2021-22	2020-21	2021-22
	63	64	90	90	0	0	10	10	2 hrs	2 hrs	100	100	83	84	90	91	83	84

Sewage Management (Sewerage and Sanitation)


Benchmarks	Coverage of Toilets		Coverage of Sewage Network services		Collection efficiency of the sewage network		Adequacy of Sewage treatment Capacity		Quality of Sewage treatment		Extend of reuse and Recycling of treated sewage		Efficiency in redressal of customer Complaints	Efficiency in redressal of customer Complaints	Extend of cost recovery in Sewage Management	Extend of cost recovery in Sewage Management	Efficiency in collection of Sewage charges	
	Current	Target	Current	Target	Current	Target	Current	Target	Current	Target	Current	Target	Current	Target	Current	Target	Current	Target
	100%		100%		100%		100%		100%		20%		80%	80%	100%	100%	90%	
	2020-21	2021-22	2020-21	2021-22	2020-21	2021-22	2020-21	2021-22	2020-21	2021-22	2020-21	2021-22	2020-21	2021-22	2020-21	2021-22	2020-21	2021-22
	100	100	0	0	0	0	0	0	0	0	0	0	0	0	0	0	0	0


Solid Waste Management indicators


Benchmarks	Household level coverage of Solid waste management services		Efficiency of collection of Municipal Solid waste		Efficiency of Segregation of Municipal Solid waste		Extend of municipal solid waste recovered		Extent of scientific disposal of municipal solid waste		Efficiency in redressal of customer Complaints	Efficiency in redressal of customer Complaints	Extend of cost recovery in SWM services	Extend of cost recovery in SWM services	Efficiency in collection of SWM charges	
	Current	Target	Current	Target	Current	Target	Current	Target	Current	Target	Current	Target	Current	Target	Current	Target
	100%		100%		100%		80%		100%		80%		100%	100%	90%	
	2020-21	2021-22	2020-21	2021-22	2020-21	2021-22	2020-21	2021-22	2020-21	2021-22	2020-21	2021-22	2020-21	2021-22	2020-21	2021-22
	97	98	87	88	87	88	77	78	87	88	77	78	100	100	87	88

Storm water Drainage Indicators

Benchmarks	Coverage of Storm water drainage network				Indicence of water digging / flooding			
	100%				100%			
	Current (2020-21)		Target (2021-22)		Current (2020-21)		Target (2021-22)	
	92		93		0		0	


 Municipal Engineer
 Hosur City Municipal Corporation


 01/08/2021


 Commissioner
 Hosur City Municipal Corporation