

**NELLIKUPPAM
MUNICIPALITY**

**2017-2018
AUDITED
ANNUAL
ACCOUNTS**

NELLIKUPPAM
MUNICIPALITY

2017-2018

REVENUE FUND
AUDITED ANNUAL
ACCOUNTS

நெல்லிக்குப்பம் நகராட்சி
Nellikuppam Municipality
Trial Balance

Input Parameter : Financial Year : 2017-2018;Fund Name : Revenue Fund;From Date : 01/Apr/2017;To Date : 31/Mar/2018;

Printed Date :11-Sep-2018 16:48:42

S. No	Account Code	Account Head Name	Opening Balance		Actuals		Net Balance	
			Debit(₹)	Credit(₹)	Debit (₹)	Credit (₹)	Debit(₹)	Credit(₹)
1	1100101	<u>PROPERTY TAX - RESIDENTIAL</u>	0	0	322251	2676510.36	0.0	2354259.36
2	1100102	<u>PROPERTY TAX - COMMERCIAL</u>	0	0	53384	1183467.17	0.0	1130083.17
3	1100103	<u>Property Tax - Industrial</u>	0	0	0	3008810.47	0.0	3008810.47
4	1100104	<u>Property Tax - Vacant Sites</u>	0	0	0	236678	0.0	236678
5	1101001	<u>PROFESSIONAL TAX</u>	0	0	98750	3310940	0.0	3212190
6	1201001	<u>DUTY ON TRANSFER OF PROPERTY</u>	0	0	0	1075144	0.0	1075144
7	1201002	<u>ENTERTAINMENT TAX</u>	0	0	0	193	0.0	193
8	1301003	<u>MARKET FEES - DAILY MARKET</u>	0	0	0	265703	0.0	265703
9	1301006	<u>FEES FOR BAYS IN BUS STAND</u>	0	0	0	327316	0.0	327316
10	1301007	<u>CART STAND/ LORRY STAND/ TAXI STAND/ CYCLE STAND FEES</u>	0	0	0	20176	0.0	20176
11	1302001	<u>RENT ON BUILDINGS - STAFF QUARTERS</u>	0	0	0	4492	0.0	4492
12	1304001	<u>RENT ON LEASE OF LANDS</u>	0	0	0	1231224	0.0	1231224
13	1308005	<u>Pay And Use Toilet</u>	0	0	0	50530	0.0	50530
14	1308007	<u>TRACK RENT</u>	0	0	0	52800	0.0	52800
15	1401001	<u>CONTRACTORS/SUPPLIERS/LICENSED SURVEYORS/PLUMBERS/OTHERS</u>	0	0	0	14835	0.0	14835
16	1401101	<u>D&O Trade Licence Fees</u>	0	0	0	627849	0.0	627849
17	1401103	<u>BUILDING LICENCE FEES</u>	0	0	0	329658	0.0	329658
18	1401104	<u>Fees for Slaughter House</u>	0	0	0	102580	0.0	102580
19	1401301	<u>COPY APPLICATION FEES</u>	0	0	0	16022	0.0	16022
20	1401302	<u>BIRTH & DEATH CERTIFICATE FEES</u>	0	0	0	16432	0.0	16432
21	1401303	<u>OTHER CERTIFICATE FEES</u>	0	0	0	650	0.0	650
22	1401401	<u>Road Formation Charges</u>	0	0	0	0	0.0	0.0
23	1401402	<u>Plot Regulation Charges</u>	0	0	0	500000	0.0	500000
24	1401403	<u>Other Development Charges</u>	0	0	0	187451	0.0	187451
25	1401501	<u>Encroachment Fee</u>	0	0	0	113666	0.0	113666

S. No	Account Code	Account Head Name	Opening Balance		Actuals		Net Balance	
			Debit(₹)	Credit(₹)	Debit (₹)	Credit (₹)	Debit(₹)	Credit(₹)
26	1401502	<u>Demolision Charges</u>	0	0	0	2760	0.0	2760
27	1402004	<u>OTHER PENALTIES</u>	0	0	7970	15963	0.0	7993
28	1404002	<u>SURVEY FEES</u>	0	0	0	49480	0.0	49480
29	1404004	<u>Contractors/Suppliers/Licensed Surveyors/Plumbers/Others-Renewal Fees</u>	0	0	0	6600	0.0	6600
30	1405009	<u>OTHER USER CHARGES</u>	0	0	0	9500	0.0	9500
31	1407020	<u>Other Service/Administrative Charges</u>	0	0	0	11950	0.0	11950
32	1408003	<u>Misc. Recoveries</u>	0	0	12000	19130	0.0	7130
33	1501003	<u>Amma Unavagam-Sale Of Food</u>	0	0	0	545611	0.0	545611
34	1601003	<u>GRANTS FROM STATE GOVERNMENT</u>	0	0	0	1925345	0.0	1925345
35	1601004	<u>DEVOLUTION FUND (INCLUDING STATE FINANCE COMMISSION FUND)</u>	0	0	0	57504035	0.0	57504035
36	1601007	<u>GRANTS IN KIND</u>	0	0	0	460000	0.0	460000
37	1603001	<u>SCHEME GRANTS</u>	0	0	0	10933862	0.0	10933862
38	1701001	<u>INTEREST ON INVESTMENTS / FIXED DEPOSITS</u>	0	0	0	3308449	0.0	3308449
39	1702001	<u>DIVIDEND ON SHARES</u>	0	0	0	600	0.0	600
40	1711001	<u>INTEREST FROM BANK</u>	0	0	950	2584842	0.0	2583892
41	1808001	<u>OTHER INCOME</u>	0	0	0	880245	0.0	880245
42	1808003	<u>Other Income-Specific Purpose</u>	0	0	0	226550	0.0	226550
43	2101001	<u>PAY</u>	0	0	22232949	0	22232949	0.0
44	2101004	<u>DEARNESS ALLOWANCE</u>	0	0	11558150	0	11558150	0.0
45	2101005	<u>HOUSE RENT ALLOWANCE</u>	0	0	902730	0	902730	0.0
46	2101007	<u>MEDICAL ALLOWANCE</u>	0	0	199950	0	199950	0.0
47	2101008	<u>OTHER ALLOWANCE</u>	0	0	179122	0	179122	0.0
48	2101010	<u>WAGES - OTHERS</u>	0	0	97397	0	97397	0.0
49	2101011	<u>BONUS</u>	0	0	277667	0	277667	0.0
50	2102004	<u>SUPPLY OF UNIFORMS</u>	0	0	117929	0	117929	0.0
51	2102007	<u>STAFF WELFARE EXPENSES</u>	0	0	738	0	738	0.0
52	2102010	<u>HEALTH INSURANCE LOCAL BODY CONTRIBUTION</u>	0	0	53289	0	53289	0.0
53	2102013	<u>SPECIAL PROVIDENT FUND CUM GRATUITY SCHEME</u>	0	0	10000	0	10000	0.0

S. No	Account Code	Account Head Name	Opening Balance		Actuals		Net Balance	
			Debit(₹)	Credit(₹)	Debit (₹)	Credit (₹)	Debit(₹)	Credit(₹)
54	2102014	<u>GROUP INSURANCE SCHEME - MANAGEMENT CONTRIBUTION</u>	0	0	262980	0	262980	0.0
55	2102015	<u>CPF MANAGEMENT CONTRIBUTION</u>	0	0	1589317	0	1589317	0.0
56	2102019	<u>CONVEYANCE ALLOWANCE</u>	0	0	210408	0	210408	0.0
57	2103001	<u>PENSIONS</u>	0	0	14320826	0	14320826	0.0
58	2201101	<u>ELECTRICITY CONSUMPTION CHARGES FOR OFFICE BUILDINGS</u>	0	0	445682	0	445682	0.0
59	2201105	<u>Computer Operatonal Expenses</u>	0	0	27150	0	27150	0.0
60	2201201	<u>TELEPHONE CHARGES</u>	0	0	77028	0	77028	0.0
61	2201203	<u>POSTAGE AND TELEGRAM AND FAX CHARGES</u>	0	0	9735	0	9735	0.0
62	2202001	<u>BOOKS AND PERIODICALS AND MAGAZINES</u>	0	0	4790	0	4790	0.0
63	2202101	<u>STATIONERY AND PRINTING</u>	0	0	391374	0	391374	0.0
64	2203001	<u>TRAVEL EXPENSES</u>	0	0	70035	0	70035	0.0
65	2204001	<u>VEHICLE INSURANCE</u>	0	0	192367	0	192367	0.0
66	2205001	<u>STATUTORY AUDIT FEES</u>	0	0	112164	0	112164	0.0
67	2205104	<u>LEGAL & ARBITRATION EXPENSES</u>	0	0	134667	0	134667	0.0
68	2205202	<u>ENGINEERING CONSULTANCY</u>	0	0	48500	0	48500	0.0
69	2205203	<u>OTHER PROFESSIONAL CHARGES</u>	0	0	6530	0	6530	0.0
70	2206001	<u>ADVERTISEMENT CHARGES</u>	0	0	457603	0	457603	0.0
71	2208003	<u>OTHER EXPENESE</u>	0	0	435223.24	0	435223.24	0.0
72	2301002	<u>POWER CHARGES FOR WATER HEAD WORKS / PUMPING STATIONS / BOOSTER STATIONS</u>	0	0	4783795	0	4783795	0.0
73	2301003	<u>POWER CHARGES FOR STREET LIGHTS</u>	0	0	2601464	0	2601464	0.0
74	2303002	<u>DIESEL</u>	0	0	49845	0	49845	0.0
75	2304002	<u>HIRE CHARGES FOR MACHINERIES/ EQUIPMENTS</u>	0	0	191600	0	191600	0.0
76	2305007	<u>MAINTENANCE EXPENSES FOR STREET LIGHTS</u>	0	0	2120423	0	2120423	0.0
77	2305008	<u>Improvement to compost yard/ transfer stations</u>	0	0	198234	0	198234	0.0
78	2305104	<u>SANITARY / CONSERVANCY EXPENSES</u>	0	0	359520	0	359520	0.0

S. No	Account Code	Account Head Name	Opening Balance		Actuals		Net Balance	
			Debit(₹)	Credit(₹)	Debit (₹)	Credit (₹)	Debit(₹)	Credit(₹)
79	2305110	<u>MAINTENANCE OF BURIAL GROUND, CREMATORIA</u>	0	0	199234	0	199234	0.0
80	2305111	<u>Solid Waste Management</u>	0	0	299757	0	299757	0.0
81	2305201	<u>OFFICE BUILDING - MAINTENANCE</u>	0	0	334000	0	334000	0.0
82	2305202	<u>REPAIRS AND MAINTENANCE - BUILDINGS</u>	0	0	149759	0	149759	0.0
83	2305301	<u>Light Vehicles - Maintenance</u>	0	0	1407278	0	1407278	0.0
84	2305302	<u>HEAVY VEHICLES - MAINTENANCE</u>	0	0	1530699	0	1530699	0.0
85	2305901	<u>REPAIRS AND MAINTENANCE OF OFFICE FURNITURE ETC.</u>	0	0	15913	0	15913	0.0
86	2305902	<u>REPAIRS AND MAINTENANCE - INSTRUMENTS , PLANT & MACHINERY</u>	0	0	558498	0	558498	0.0
87	2305906	<u>REPAIRS AND MAINTENANCE - COMPUTERS</u>	0	0	77289	0	77289	0.0
88	2308003	<u>REMOVAL OF DEBRIS</u>	0	0	1231137	0	1231137	0.0
89	2308009	<u>GARBAGE CLEARANCE</u>	0	0	3172764	0	3172764	0.0
90	2308010	<u>RUNNING OF SLAUGHTER HOUSES</u>	0	0	12362	0	12362	0.0
91	2308019	<u>AMMA UNAVAGAM</u>	0	0	1947890	0	1947890	0.0
92	2308020	<u>FUNERAL RITES</u>	0	0	32500	0	32500	0.0
93	2308021	<u>Anti Filaria / Anti Malaria Operations</u>	0	0	246800	0	246800	0.0
94	2407001	<u>BANK CHARGES</u>	0	0	1186.7	0	1186.7	0.0
95	2501001	<u>ELECTION EXPENSES</u>	0	0	20574	0	20574	0.0
96	2602006	<u>MUNICIPAL CONTRIBUTION</u>	0	0	848000	0	848000	0.0
97	2603001	<u>Subsidies</u>	0	0	7760320	0	7760320	0.0
98	2701001	<u>PROVISION FOR DOUBTFUL COLLECTION OF REVENUE ITEMS - TAXES</u>	0	0	53077	0	53077	0.0
99	2722001	<u>DEPRECIATION - BUILDINGS</u>	0	0	3549962	0	3549962	0.0
100	2723001	<u>DEPRECIATION - ROADS & BRIDGES</u>	0	0	17989290	0	17989290	0.0
101	2723101	<u>DEPRECIATION - SEWERAGE AND DRAINAGE</u>	0	0	1452213	0	1452213	0.0
102	2723201	<u>DEPRECIATION - WATERWAYS</u>	0	0	216558	0	216558	0.0
103	2724001	<u>DEPRECIATION - PLANT & MACHINERY</u>	0	0	132710	0	132710	0.0
104	2725001	<u>DEPRECIATION - VEHICLES</u>	0	0	760272	0	760272	0.0

S. No	Account Code	Account Head Name	Opening Balance		Actuals		Net Balance	
			Debit(₹)	Credit(₹)	Debit (₹)	Credit (₹)	Debit(₹)	Credit(₹)
105	2727001	<u>DEPRECIATION - FURNITURE, FIXTURES, FITTINGS AND ELECTRICAL APPLIANCES</u>	0	0	1150624	0	1150624	0.0
106	2801001	<u>Taxes</u>	0	0	4043517.74	4731215.71	0.0	687697.97
107	2804001	<u>PRIOR YEAR INCOME</u>	0	0	0	201883	0.0	201883
108	2808001	<u>PRIOR YEAR EXPENSES</u>	0	0	2551.97	0	2551.97	0.0
109	3109001	<u>ACCUMULATED SURPLUS / DEFICIT</u>	56131085.01	0	0	0	56131085.01	0.0
110	3111001	<u>CONTRIBUTION FROM MUNICIPAL FUND</u>	0	9317781	460000	460000	0.0	9317781
111	3121001	<u>CAPITAL CONTRIBUTION</u>	0	9941042	0	0	0.0	9941042
112	3121101	<u>CAPITAL RESERVE</u>	0	62737161	0	0	0.0	62737161
113	3122001	<u>Borrowing Redemption reserve (if no sinking fund is created)</u>	0	4135117	0	0	0.0	4135117
114	3202002	<u>SCHEME GRANTS-SCHEME(COST CENTRE)CODE</u>	0	250	0	5585961	0.0	5586211
115	3203001	<u>CONTRIBUTIONS FROM THE</u>	0	324239156	0	10290000	0.0	334529156
116	3203002	<u>GRANTS FROM THE GOVERNMENT</u>	0	595643	0	10000000	0.0	10595643
117	3206001	<u>GRANTS FOR SPECIFIC PURPOSE</u>	0	0	0	12540000	0.0	12540000
118	3208001	<u>Contributions From Private Parties</u>	0	136000	0	200000	0.0	336000
119	3208003	<u>M.L.A.FUND</u>	0	0	0	3225000	0.0	3225000
120	3301001	<u>LOANS FROM CENTRAL GOVERNMENT</u>	0	196805	0	0	0.0	196805
121	3302001	<u>LOANS FROM STATE GOVERNMENT</u>	155899	0	0	0	155899	0.0
122	3303002	<u>LOAN FROM TUFIDCO</u>	0	98686	0	0	0.0	98686
123	3401001	<u>Tender Deposit - Contractors.</u>	0	6131134	783811	2433543	0.0	7780866
124	3401002	<u>TENDER DEPOSIT- SUPPLIERS</u>	0	50767	0	0	0.0	50767
125	3401003	<u>SECURITY DEPOSIT - CONTRACTORS</u>	0	5638314.31	3155609.76	4014783	0.0	6497487.55
126	3402001	<u>Security Deposit - Lease</u>	0	1927687	328278	279500	0.0	1878909
127	3403001	<u>SECURITY DEPOSIT - STAFF</u>	0	3820	0	0	0.0	3820
128	3408001	<u>DEPOSITS - OTHERS</u>	0	0	60000	60000	0.0	0.0

S. No	Account Code	Account Head Name	Opening Balance		Actuals		Net Balance	
			Debit(₹)	Credit(₹)	Debit (₹)	Credit (₹)	Debit(₹)	Credit(₹)
129	3408003	<u>Building Development Fund - Deposit</u>	0	92500	0	0	0.0	92500
130	3501001	<u>POWER CHARGES - PAYABLE - STREET</u>	0	0	7015405	7015405	0.0	0.0
131	3501003	<u>ACCOUNTS PAYABLE - CONTRACTORS</u>	0	0	48018571	48018571	0.0	0.0
132	3501004	<u>ACCOUNTS PAYABLE - SUPPLIERS</u>	0	0	4350991	4350991	0.0	0.0
133	3501005	<u>ACCOUNTS PAYABLE EXPENSES</u>	0	0	7367786	7367786	0.0	0.0
134	3501008	<u>OTHERS PAYABLE</u>	0	32141034	5629348	92943	0.0	26604629
135	3501011	<u>AUDIT FEES PAYABLE</u>	0	56210	40401	112164	0.0	127973
136	3501101	<u>SALARIES & WAGES PAYABLE</u>	0	0	22247503	22247503	0.0	0.0
137	3501104	<u>GROUP INSURANCE SCHEME - MANAGEMENT CONTRIBUTION PAYABLE</u>	0	208725	0	194040	0.0	402765
138	3501106	<u>Other Payables</u>	0	5539777.84	33810	1050096.9	0.0	6556064.74
139	3501201	<u>INTEREST PAYABLE</u>	0	621272	0	0	0.0	621272
140	3502001	<u>PROVIDENT FUND RECOVERIES</u>	0	0	3361470	3361470	0.0	0.0
141	3502002	<u>CO-OPERATIVE SOCIETY LOAN RECOVERIES</u>	0	0	8349555	8349555	0.0	0.0
142	3502005	<u>SPECIAL PROVIDENT FUND-CUM-GRATUITY SCHEME - RECOVERIES</u>	0	0	24340	24340	0.0	0.0
143	3502006	<u>F.B.F. / GROUP INSURANCE SCHEME RECOVERIES</u>	0	510	67020	67020	0.0	510
144	3502009	<u>It Deduction</u>	0	0	306690	306690	0.0	0.0
145	3502010	<u>RECOVERIES TOWARDS LOANS FROM</u>	0	0	0	0	0.0	0.0
146	3502012	<u>H.B.A.SPECIAL F.B.F. SUBSCRIPTION</u>	0	0	0	0	0.0	0.0
147	3502013	<u>INCOME TAX DEDUCTIONS - CONTRACTORS</u>	0	0	780172	780172	0.0	0.0
148	3502014	<u>OTHER RECOVERIES</u>	0	0	28850	76036	0.0	47186
149	3502015	<u>VAT - PAYABLE</u>	0	0	614564	614564	0.0	0.0
150	3502017	<u>SERVICE TAX PAYABLE</u>	0	307006	0	169236	0.0	476242
151	3502018	<u>HANDLOOM ADVANCE RECOVERED - PAYABLE TO CO-OPTEX</u>	0	3326	0	0	0.0	3326

S. No	Account Code	Account Head Name	Opening Balance		Actuals		Net Balance	
			Debit(₹)	Credit(₹)	Debit (₹)	Credit (₹)	Debit(₹)	Credit(₹)
152	3502021	<u>CPF SUBSCRIPTION RECOVERIES</u>	0	146372	1618127	1476712	0.0	4957
153	3502022	<u>Contribution to CMDA/LPA Payable</u>	0	1000	0	0	0.0	1000
154	3502023	<u>Health Fund Subscription</u>	0	58127	401760	197100	146533	0.0
155	3502025	<u>Manual Workers General Welfare Fund</u>	0	0	393804	393804	0.0	0.0
156	3502026	<u>FLAG DAY FUND COLLECTION</u>	0	134617	49000	17014	0.0	102631
157	3502027	<u>Swachh Bharat Mission – IHHL</u>	0	0	2757500	2757500	0.0	0.0
158	3502032	<u>CGST - PAYABLE</u>	0	0	147683	147683	0.0	0.0
159	3502033	<u>SGST - PAYABLE</u>	0	0	147686	147686	0.0	0.0
160	3503001	<u>Recoveries - Payable to Other Municipalities</u>	0	0	54156	54156	0.0	0.0
161	3503002	<u>LIBRARY CESS - PAYABLES</u>	0	381542	591226	1045137	0.0	835453
162	3504101	<u>ADVANCE COLLECTION OF PROPERTY TAX</u>	0	0	0	0	0.0	0.0
163	3603001	<u>PROVISION FOR DOUBTFUL COLLECTION OF REVENUE ITEMS</u>	0	2306822	14076	53077	0.0	2345823
164	4101001	<u>LAND -GROSS BLOCK</u>	108471526	0	0	0	108471526	0.0
165	4102001	<u>BUILDINGS - GROSS BLOCK</u>	78263393	0	9032635	0	87296028	0.0
166	4103003	<u>ROADS & PAVEMENTS - CONCRETE - GROSS BLOCK</u>	126645695	0	1235000	0	127880695	0.0
167	4103004	<u>ROADS & PAVEMENTS - BLACK TOPPED - GROSS BLOCK</u>	84922244	0	33007143	0	117929387	0.0
168	4103005	<u>ROADS & PAVEMENTS - OTHERS - GROSS BLOCK</u>	2899517	0	0	0	2899517	0.0
169	4103101	<u>STROM WATER DRAINS, OPEN DRAINS AND CULVERTS - GROSS BLOCK</u>	25715515	0	399970	0	26115485	0.0
170	4103102	<u>DRAINAGE AND SEWERAGE PIPES , CONDUITS, CHANNELS ETC. - GROSS BLOCK</u>	305250	0	0	0	305250	0.0
171	4103201	<u>WATER SUPPLY - HEAD WORKS, OHT ETC. AND WATER SUPPLY MAINS - GROSS BLOCK</u>	2469192	0	0	0	2469192	0.0

S. No	Account Code	Account Head Name	Opening Balance		Actuals		Net Balance	
			Debit(₹)	Credit(₹)	Debit (₹)	Credit (₹)	Debit(₹)	Credit(₹)
172	4103202	<u>GROUND WATER WELLS/ DEEP BORE WELLS - GROSS BLOCK</u>	4428923	0	0	0	4428923	0.0
173	4104001	<u>PLANT AND MACHINERIES - GROSS BLOCK</u>	4035482	0	474900	0	4510382	0.0
174	4104002	<u>TOOLS & PLANT - GROSS BLOCK</u>	0	0	1700000	0	1700000	0.0
175	4105001	<u>HEAVY VEHICLES - GROSS BLOCK</u>	7050374	0	0	0	7050374	0.0
176	4105002	<u>LIGHT VEHICLES - GROSS BLOCK</u>	2230152	0	0	0	2230152	0.0
177	4105003	<u>OTHER VEHICLES - GROSS BLOCK</u>	867533	0	0	0	867533	0.0
178	4106003	<u>Other equipments - GROSS BLOCK</u>	221709	0	0	0	221709	0.0
179	4107001	<u>FURNITURE FIXTURES AND FITTINGS - GROSS BLOCK</u>	2896306	0	68200	0	2964506	0.0
180	4107002	<u>ELECTRICAL INSTALLATIONS - LAMPS / TUBE LIGHT FITTINGS - GROSS BLOCK</u>	7055575	0	0	0	7055575	0.0
181	4107003	<u>ELECTRICAL INSTALLATIONS -OTHERS -</u>	3875189	0	0	0	3875189	0.0
182	4108001	<u>PUBLIC FOUNTAINS - GROSS BLOCK</u>	640000	0	0	0	640000	0.0
183	4112001	<u>BUILDINGS - ACCUMULATED DEPRECIATION</u>	0	21462002	0	3549962	0.0	25011964
184	4113002	<u>BRIDGES AND FLYOVERS - ACCUMULATED DEPRECIATION</u>	0	3704096	0	0	0.0	3704096
185	4113003	<u>ROADS & PAVEMENTS - CONCRETE - ACCUMULATED DEPRECIATION</u>	0	93904238	0	11135781	0.0	105040019
186	4113004	<u>ROADS & PAVEMENTS - BLACK TOPPED - ACCUMULATED DEPRECIATION</u>	0	83407701	0	6841837	0.0	90249538
187	4113005	<u>ROADS & PAVEMENTS - OTHERS - ACCUMULATED DEPRECIATION</u>	0	2880063	0	11672	0.0	2891735
188	4113101	<u>STORM WATER DRAINS, OPEN DRAINS AND CULVERTS - ACCUMULATED DEPRECIATION</u>	0	14828961	0	1452213	0.0	16281174
189	4113201	<u>HEAD WORKS, OHT ETC. WATER SUPPLY MAINS - ACCUMALATED</u>	0	269628	0	36800	0.0	306428

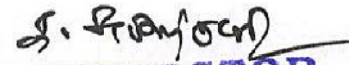
S. No	Account Code	Account Head Name	Opening Balance		Actuals		Net Balance	
			Debit(₹)	Credit(₹)	Debit (₹)	Credit (₹)	Debit(₹)	Credit(₹)
190	4113202	<u>GROUND WATER WELLS/ DEEP BORE WELLS - ACCUMALTED DEPRECIATION</u>	0	415639	0	51113	0.0	466752
191	4114001	<u>PLANT & MACHINERY - ACCUMULATED DEPRECIATION</u>	0	1716634	0	132710	0.0	1849344
192	4114003	<u>HAND PUMPS - INDIA MARK (II) - ACCUMULATED DEPRECIATION</u>	0	113819	0	0	0.0	113819
193	4115001	<u>HEAVY VEHICLES - ACCUMULATED DEPRECIATION</u>	0	7212871	0	631914	0.0	7844785
194	4115002	<u>LIGHT VEHICLES - ACCUMULATED DEPRECIATION</u>	0	1760180	0	117493	0.0	1877673
195	4115003	<u>OTHER VEHICLES - ACCUMULATED DEPRECIATION</u>	0	845804	0	10865	0.0	856669
196	4116003	<u>Other equipments - Accumulated Depreciation</u>	0	390935	0	114547	0.0	505482
197	4117001	<u>FURNITURE, FIXTURES & FITTINGS - ACCUMULATED DEPRECIATIONS</u>	0	2733267	0	216820	0.0	2950087
198	4117002	<u>ELECTIRCAL INSTALLATIONS - LAMPS & TUBE LIGHTS FITTINGS -</u>	0	5952022	0	331316	0.0	6283338
199	4117003	<u>ELECTIRCAL INSTALLATIONS - OTHERS - ACCUMULATED DEPRECIATION</u>	0	1965239	0	602488	0.0	2567727
200	4118001	<u>PUBLIC FOUNTAINS - ACCUMLATED</u>	0	76099	0	14098	0.0	90197
201	4121001	<u>PROJECTS - IN - PROGRESS ACCOUNT</u>	6075242	0	4700002	4258237	6517007	0.0
202	4122001	<u>PROJECTS - IN - PROGRESS ACCOUNT</u>	61421152	0	35242269	39466311	57197110	0.0
203	4208001	<u>FIXED DEPOSIT</u>	44272152.04	0	3808449	0	48080601.04	0.0
204	4311001	<u>PROPERTY TAX - RECOVERABLE - RESIDENTIAL - CURRENT</u>	0	0	2690745.13	1809684.97	881060.16	0.0
205	4311002	<u>PROPERTY TAX - RECOVERABLE - COMMERCIAL - CURRENT</u>	0	0	1171930.37	859231	312699.37	0.0
206	4311003	<u>Property Tax - Recoverable - Industrial - Current</u>	0	0	3008810.47	2971745	37065.47	0.0

S. No	Account Code	Account Head Name	Opening Balance		Actuals		Net Balance	
			Debit(₹)	Credit(₹)	Debit (₹)	Credit (₹)	Debit(₹)	Credit(₹)
207	4311004	<u>Property Tax - Recoverable - Vacant sites - Current</u>	0	0	236678	156946	79732	0.0
208	4311006	<u>Property Tax - Recoverable - Residential - Arrears</u>	2260972	0	2641032.8	4051393	850611.8	0.0
209	4311007	<u>Property Tax - Recoverable - Commercial - Arrears</u>	0	0	1261147.2	734451	526696.2	0.0
210	4311008	<u>Property Tax - Recoverable - Industrial - Arrears</u>	0	0	312481	310700	1781	0.0
211	4311009	<u>Property Tax - Recoverable - Vacant sites - Arrears</u>	0	0	533210	236186	297024	0.0
212	4311903	<u>PROFESSION TAX - RECOVERABLE - CURRENT</u>	0	0	3876971	3356682	520289	0.0
213	4311904	<u>PROFESSION TAX - RECOVERABLE - ARREARS</u>	1222256	0	702232	852956	1071532	0.0
214	4313002	<u>LICENCE FEES AND OTHER FEES - RECOVERABLE - ARREARS</u>	0	0	0	2300	0.0	2300
215	4313003	<u>WATER CHARGES RECOVERABLE - CURRENT</u>	0	0	738	738	0.0	0.0
216	4314001	<u>LEASE AMOUNT - RECOVERABLE - CURRENT</u>	0	0	1997529	1554496	443033	0.0
217	4314002	<u>LEASE AMOUNT - RECOVERABLE - ARREARS</u>	820289	0	0	94964	725325	0.0
218	4314036	<u>INTEREST ON STAFF ADVANCES - RECOVERABLE ACCOUNT</u>	1300	0	0	0	1300	0.0
219	4314037	<u>MATERIALS COST RECOVERABLE A/C - CONTRACTORS</u>	0	0	0	2029428	0.0	2029428
220	4314040	<u>Misc. Recovery</u>	0	0	20000	20000	0.0	0.0
221	4315001	<u>SPECIFIC GRANT - RECEIVABLE</u>	7675265	0	0	7368499	306766	0.0
222	4501001	<u>Cash Account</u>	0	0	7567781	7567781	0.0	0.0
223	4502001	<u>Cheque Account</u>	0	0	10076283	10076283	0.0	0.0
224	4502101	<u>RF-RECEIPT A/C. IOB-</u>	2370389.51	0	17827370	18712012.1	1485747.41	0.0
225	4502102	<u>RF-PAYMENT A/C. IOB- 276501000005872</u>	351394.2	0	15048795	14990681.1	409508.1	0.0
226	4502103	<u>RF-DEPOSIT A/C. IOB- 276501000005871</u>	1679167.82	0	4669871	2121796.7	4227242.12	0.0

S. No	Account Code	Account Head Name	Opening Balance		Actuals		Net Balance	
			Debit(₹)	Credit(₹)	Debit (₹)	Credit (₹)	Debit(₹)	Credit(₹)
227	4502105	<u>LOAN FUND -TREASURY</u>	42842.9	0	0	0	42842.9	0.0
228	4502106	<u>M.G.F - TREASURY</u>	68223.9	0	3076	0	71299.9	0.0
229	4502107	<u>LIB.CESS IOB BANK</u> <u>A/C.276501000005867</u>	789198.63	0	1084469	626151.1	1247516.53	0.0
230	4502108	<u>SERVICE TAX IOB BANK</u> <u>A/C.276501000005866</u>	313067	0	181812	53.1	494825.9	0.0
231	4502109	<u>NATURAL CALAMATIES ULB IOB</u> <u>A/C.NO.276501000006213</u>	40502	0	44689	53.1	85137.9	0.0
232	4502110	<u>OPEN DEFICATION IOB BANK</u>	93323	0	4577	950	96950	0.0
233	4502111	<u>BUILDING DEVELOPMENT FUND -IB-</u> <u>BANK 720301157</u>	730528	0	186200	0	916728	0.0
234	4502116	<u>URBAN EMP. SCHEME-IB-527671120</u>	0	0	1786	1786	0.0	0.0
235	4502117	<u>THANE CYCLONE-IB-6011522670</u>	1775040	0	67843	0	1842883	0.0
236	4502118	<u>S.F.C. FUND-SBI-10523894691</u>	6937358.5	0	85073900	79317840.5	12693418	0.0
237	4502121	<u>OTHOTHER SCHEME(FLOOD</u> <u>DROUGHT)SBI 10523893959</u>	7278651.28	0	2591539	5151644	4718546.28	0.0
238	4502122	<u>M.L.A.FUND-SBI-10523894782</u>	1711180.34	0	3292161	1200000	3803341.34	0.0
239	4502125	<u>IUDM-SBI-32164316318</u>	1434374	0	53428	0	1487802	0.0
240	4502127	<u>SRP WORKS -2010-11-SBI-</u> <u>31478868950</u>	3221166	0	53442	2991663	282945	0.0
241	4502128	<u>LOCAL PLANNING AUTHORITY-SBI-</u> <u>10523894067</u>	0	0	16405	16405	0.0	0.0
242	4502129	<u>SPL.PF A/C -SBI-10523894501</u>	0	0	5642	5642	0.0	0.0
243	4502130	<u>CPS-SBI-30974230568</u>	0	0	55802	55802	0.0	0.0
244	4502140	<u>Dr.MUTHULAKSHMI REDDY</u> <u>MATERNITY SCHEM-IB-721793238</u>	0	0	3638	3638	0.0	0.0
245	4502501	<u>ONLINE COLLECTION -CITY UNION</u> <u>BANK-E.PAY</u>	0	0	4770	4770	0.0	0.0
246	4504101	<u>SJSRY,SPF,LCS,LPA,NRY,JSY,CPS&ETC</u> <u>30Nine0</u>	5539777.84	0	1097206.9	80920	6556064.74	0.0
247	4504103	<u>SJSRY UWEP IB-527669927</u>	0	0	4796	4796	0.0	0.0
248	4504107	<u>SJSRY Training SBI-30043753122</u>	0	0	5230	5230	0.0	0.0
249	4504108	<u>SJSRY DWCUA (T&C) SBI-30049899371</u>	0	0	27	27	0.0	0.0

S. No	Account Code	Account Head Name	Opening Balance		Actuals		Net Balance	
			Debit(₹)	Credit(₹)	Debit (₹)	Credit (₹)	Debit(₹)	Credit(₹)
250	4504109	<u>SJSRY A& OE SBI- 10523894056</u>	0	0	36	36	0.0	0.0
251	4504110	<u>SJSRY (USEP- MAIN ACCOUNT) SBI- 10523893802</u>	0	0	315	315	0.0	0.0
252	4504111	<u>SJSRY DWCUA (UWSP) Subsidy SBI-</u>	0	0	948	948	0.0	0.0
253	4504112	<u>SJSRY USEP Infrastructure SBI- 30049899257</u>	0	0	125	125	0.0	0.0
254	4504113	<u>SJSRY ULB Account SBI-30043753202</u>	0	0	75	75	0.0	0.0
255	4504114	<u>SJSRY Community Structure (UCDN) SBI-10523893799</u>	0	0	406	406	0.0	0.0
256	4504117	<u>SJSRY USEP SUBSIDY SBI-32110291702</u>	0	0	1418	1418	0.0	0.0
257	4504119	<u>SJSRY - USHA SCHEME SBI- 33750864870</u>	0	0	421	421	0.0	0.0
258	4504120	<u>M.P.FUND-IB-527673183</u>	266134	0	10171	0	276305	0.0
259	4504121	<u>BRGF-SBI-30898169733</u>	181645	0	6766	0	188411	0.0
260	4504122	<u>XII TH FIN. COMMISSION-SBI- 30037514535</u>	18461272.68	0	17502963	12046438	23917797.68	0.0
261	4504124	<u>JANANY SURESHA YOJANA(JSY)-SBI-</u>	0	0	3338	3338	0.0	0.0
262	4504201	<u>SWACHH BHARAT MISSION SCHME- ICICI-101401001485</u>	7580561.5	0	13872488	19116211	2336838.5	0.0
263	4504202	<u>DAY-NULM(SUSV)-ICICI- 101400100178</u>	0	0	47110	47110	0.0	0.0
264	4504203	<u>SBM-SWM-ICICI-101401002072</u>	0	0	7487222	1700000	5787222	0.0
265	4601001	<u>FESTIVAL ADVANCE</u>	279800	0	454000	500500	233300	0.0
266	4601003	<u>TOUR ADVANCE</u>	2000	0	0	0	2000	0.0
267	4601007	<u>MOTORCYCLE ADVANCE</u>	76905	0	0	0	76905	0.0
268	4601009	<u>MARRIAGE ADVANCE</u>	2400	0	0	2400	0.0	0.0
269	4605004	<u>IMMEDIATE RELIEF - ADVANCE</u>	60000	0	25000	80000	5000	0.0
270	4605010	<u>Advance Recoverable Expenses</u>	2160	0	124000	30000	96160	0.0
271	4605011	<u>GENERAL IMPREST ACCOUNT</u>	0	0	4000	4000	0.0	0.0
272	4606001	<u>DEPOSITS - RECOVERABLE:</u>	1500014	0	36800	0	1536814	0.0
273	4612001	<u>Advance</u>	0	0	124000	124000	0.0	0.0
274	4702001	<u>PAYABLE TO WATER SUPPLY AND DRINAGE FUND</u>	0	7567	2058986	2058986	0.0	7567

S. No	Account Code	Account Head Name	Opening Balance		Actuals		Net Balance	
			Debit(₹)	Credit(₹)	Debit (₹)	Credit (₹)	Debit(₹)	Credit(₹)
275	4702002	<u>PAYABLE TO ELEMENTARY EDUCATION FUND</u>	0	2063	1189622	1189622	0.0	2063
276	4702004	<u>RECEIVABLE FROM WATER SUPPLY FUND</u>	2835378	0	0	0	2835378	0.0
277	4702005	<u>RECEIVABLE FROM ELEMENTARY EDUCATION FUND</u>	617596	0	0	0	617596	0.0
278	4803001	<u>DEFERED REVENUE EXPENDITURE</u>	1525794	0	0	140000	1385794	0.0
Total			710797032.15	710797032.15	533717237.28	533717237.28	872837293.26	872837293.26


INSPECTOR
LOCAL FUND AUDIT,
CUDDALORE - 1.

Nellikuppam Municipality
நெல்லிக்குப்பம் நகராட்சி
Income And Expenditure Statement

Input Parameter: Financial Year : 2017-2018; Fund Name : Revenue Fund; From Date : 01/Apr/2017; To Date : 31/Mar/2018;

Generated Date :11-Jul-2018 16:49:42

Code No	Description of items	Shedule No.	Current Year Amount(₹)	Previous Year Amount(₹)
Income				
110	Tax Revenue	I-1	9942021	0
120	Assigned Revenues & Compensations	I-2	1075337	0
130	Rental Income from Municipal Properties	I-3	1952241	0
140	Fees & User Charges	I-4	2004556	0
150	Sale & Hire Charges	I-5	545611	0
160	Revenue Grants, Contribution and Subsidies	I-6	70823242	0
170	Income from Investments	I-7	3309049	0
171	Interest Earned	I-8	2583892	0
180	Other Income	I-9	1106795	0
Total			93342744	0
Expenditure				
210	Establishment Expenses	I-10	52013452	0
220	Administrative Expenses	I-11	2412848.24	0
230	Operations & Maintenance	I-12	21520761	0
240	Interest & Finance Charges	I-13	1186.7	0
250	Programme Expenses	I-14	20574	0
260	Grants, Contribution and Subsidies	I-15	8608320	0
270	Provisions and Write off	I-16	53077	0
272	Depreciation		25251629	0
280	Prior Period Item	I-18	-887029	0
Total			108994818.9	0
3109002-Gross Deficit of Expenditure over Income			15652074.94	0

S. Prasad
INSPECTOR
LOCAL FUND AUDIT,
CUDDALORE - 1.

Nellikuppam Municipality
நெல்லிக்குப்பம் நகராட்சி
Income And Expenditure Statement

Input Parameter: Financial Year : 2017-2018;Fund Name : Revenue Fund;From Date : 01/Apr/2017;To Date : 31/Mar/2018;

Generated Date :11-Jul-2018 17:15

Code No	Description of items	Current Year Amount	Previous Year Amount
Income			
1100101	PROPERTY TAX - RESIDENTIAL	2354259.36	0
1100102	PROPERTY TAX - COMMERCIAL	1130083.17	0
1100103	Property Tax - Industrial	3008810.47	0
1100104	Property Tax - Vacant Sites	236678	0
1101001	PROFESSIONAL TAX	3212190	0
1201001	DUTY ON TRANSFER OF PROPERTY	1075144	0
1201002	ENTERTAINMENT TAX	193	0
1301003	MARKET FEES - DAILY MARKET	265703	0
1301006	FEES FOR BAYS IN BUS STAND	327316	0
1301007	CART STAND/ LORRY STAND/ TAXI STAND/ CYCLE STAND FEES	20176	0
1302001	RENT ON BUILDINGS - STAFF QUARTERS	4492	0
1304001	RENT ON LEASE OF LANDS	1231224	0
1308005	Pay And Use Toilet	50530	0
1308007	TRACK RENT	52800	0
1401001	CONTRACTORS/SUPPLIERS/LICENSED SURVEYORS/PLUMBERS/OTHERS	14835	0
1401101	D&O Trade Licence Fees	627849	0
1401103	BUILDING LICENCE FEES	329658	0
1401104	Fees for Slaughter House	102580	0
1401301	COPY APPLICATION FEES	16022	0
1401302	BIRTH & DEATH CERTIFICATE FEES	16432	0
1401303	OTHER CERTIFICATE FEES	650	0
1401401	Road Formation Charges	0	0
1401402	Plot Regulation Charges	500000	0
1401403	Other Development Charges	187451	0
1401501	Encroachment Fee	113666	0

Code No	Description of items	Current Year Amount	Previous Year Amount
1401502	Demolision Charges	2760	0
1402004	OTHER PENALTIES	7993	0
1404002	SURVEY FEES	49480	0
1404004	Contractors/Suppliers/Licensed Surveyors/Plumbers/Others- Renewal	6600	0
1405009	OTHER USER CHARGES	9500	0
1407020	Other Service/Administrative Charges	11950	0
1408003	Misc. Recoveries	7130	0
1501003	Amma Unavagam-Sale Of Food	545611	0
1601003	GRANTS FROM STATE GOVERNMENT	1925345	0
1601004	DEVOLUTION FUND (INCLUDING STATE FINANCE COMMISSION FUND)	57504035	0
1601007	GRANTS IN KIND	460000	0
1603001	SCHEME GRANTS	10933862	0
1701001	INTEREST ON INVESTMENTS / FIXED DEPOSITS	3308449	0
1702001	DIVIDEND ON SHARES	600	0
1711001	INTEREST FROM BANK	2583892	0
1808001	OTHER INCOME	880245	0
1808003	Other Income-Specific Purpose	226550	0
Total		93342744.00	0
Expenditure			
2101001	PAY	22232949	0
2101004	DEARNESS ALLOWANCE	11558150	0
2101005	HOUSE RENT ALLOWANCE	902730	0
2101007	MEDICAL ALLOWANCE	199950	0
2101008	OTHER ALLOWANCE	179122	0
2101010	WAGES - OTHERS	97397	0
2101011	BONUS	277667	0
2102004	SUPPLY OF UNIFORMS	117929	0
2102007	STAFF WELFARE EXPENSES	738	0
2102010	HEALTH INSURANCE LOCAL BODY CONTRIBUTION	53289	0
2102013	SPECIAL PROVIDENT FUND CUM GRATUITY SCHEME	10000	0
2102014	GROUP INSURANCE SCHEME - MANAGEMENT CONTRIBUTION	262980	0
2102015	CPF MANAGEMENT CONTRIBUTION	1589317	0
2102019	CONVEYANCE ALLOWANCE	210408	0

Code No	Description of items	Current Year Amount	Previous Year Amount
2103001	PENSIONS	14320826	0
2201101	ELECTRICITY CONSUMPTION CHARGES FOR OFFICE BUILDINGS	445682	0
2201105	Computer Operatonal Expenses	27150	0
2201201	TELEPHONE CHARGES	77028	0
2201203	POSTAGE AND TELEGRAM AND FAX CHARGES	9735	0
2202001	BOOKS AND PERIODICALS AND MAGAZINES	4790	0
2202101	STATIONERY AND PRINTING	391374	0
2203001	TRAVEL EXPENSES	70035	0
2204001	VEHICLE INSURANCE	192367	0
2205001	STATUTORY AUDIT FEES	112164	0
2205104	LEGAL & ARBITRATION EXPENSES	134667	0
2205202	ENGINEERING CONSULTANCY	48500	0
2205203	OTHER PROFESSIONAL CHARGES	6530	0
2206001	ADVERTISEMENT CHARGES	457603	0
2208003	OTHER EXPENSEE	435223.24	0
2301002	POWER CHARGES FOR WATER HEAD WORKS / PUMPING STATIONS /	4783795	0
2301003	POWER CHARGES FOR STREET LIGHTS	2601464	0
2303002	DIESEL	49845	0
2304002	HIRE CHARGES FOR MACHINERIES/ EQUIPMENTS	191600	0
2305007	MAINTENANCE EXPENSES FOR STREET LIGHTS	2120423	0
2305008	Improvement to compost yard/ transfer stations	198234	0
2305104	SANITARY / CONSERVANCY EXPENSES	359520	0
2305110	MAINTENANCE OF BURIAL GROUNDS, CREMATORIA	199234	0
2305111	Solid Waste Management	299757	0
2305201	OFFICE BUILDING - MAINTENANCE	334000	0
2305202	REPAIRS AND MAINTENANCE - BUILDINGS	149759	0
2305301	Light Vehicles - Maintenance	1407278	0
2305302	HEAVY VEHICLES - MAINTENANCE	1530699	0
2305901	REPAIRS AND MAINTENANCE OF OFFICE FURNITURE ETC.	15913	0
2305902	REPAIRS AND MAINTENANCE - INSTRUMENTS , PLANT & MACHINERY	558498	0
2305906	REPAIRS AND MAINTENANCE - COMPUTERS	77289	0
2308003	REMOVAL OF DEBRIS	1231137	0
2308009	GARBAGE CLEARANCE	3172764	0

Code No	Description of items	Current Year Amount	Previous Year Amount
2308010	RUNNING OF SLAUGHTER HOUSES	12362	0
2308019	AMMA UNAVAGAM	1947890	0
2308020	FUNERAL RITES	32500	0
2308021	Anti Filaria / Anti Malaria Operations	246800	0
2407001	BANK CHARGES	1186.7	0
2501001	ELECTION EXPENSES	20574	0
2602006	MUNICIPAL CONTRIBUTION	848000	0
2603001	Subsidies	7760320	0
2701001	PROVISION FOR DOUBTFUL COLLECTION OF REVENUE ITEMS - TAXES	53077	0
2722001	DEPRECIATION - BUILDINGS	3549962	0
2723001	DEPRECIATION - ROADS & BRIDGES	17989290	0
2723101	DEPRECIATION - SEWERAGE AND DRAINAGE	1452213	0
2723201	DEPRECIATION - WATERWAYS	216558	0
2724001	DEPRECIATION - PLANT & MACHINERY	132710	0
2725001	DEPRECIATION - VEHICLES	760272	0
2727001	DEPRECIATION - FURNITURE, FIXTURES, FITTINGS AND ELECTRICAL	1150624	0
2801001	Taxes	-687697.97	0
2804001	PRIOR YEAR INCOME	-201883	0
2808001	PRIOR YEAR EXPENSES	2551.97	0
	Total	108994818.94	0
	3109002-Gross Deficit of Expenditure over Income	15652074.94	0

S. Prabhakar
INSPECTOR
LOCAL FUND AUDIT,
CUDDALORE - I.

நெல்லிக்குப்பம் நகராட்சி
Nellikuppam Municipality
Balance Sheet

Input Parameter : Financial Year : 2017-2018;Fund Name : Revenue Fund;From Date : 01/Apr/2017;To Date : 31/Mar/2018;

Printed Date :20-Jul-2018 19:59:38

Code No	Description of items	Shedule No.	Current Year Amount(₹)	Previous Year Amount(₹)
Liabilities				
310	Municipal (General) Fund	B-1	-71783159.95	-42576204.45
311	Earmarked Funds	B-2	9317781	12217781
312	Reserves	B-3	76813320	69623320
320	Grants , Contribution for specific purposes	B-4	366812010	335460242
330	Secured Loans	B-5	139592	139592
340	Deposits Received	B-7	16304349.55	13213632.31
350	Other Liabilities	B-9	35637475.74	33411596.84
360	Provisions	B-10	2345823	2178804
Total			435587191.3	423668763.7
Assets				
410	Fixed Assets	B-11	508911423	461160941
411	Accumulated Depreciation		-268890827	-243368838
412	Capital Work - in - progress		63714117	69312427
420	Investments - General Fund	B-12	48080601.04	44272152.04
431	Sundry Debtors (Receivables)	B-15	4023187	4070651
450	Cash and Bank balance	B-17	72969373.3	59184662.66
460	Loans, Advances and Deposits	B-18	1950179	2041374
461	Accumulated Provisions against Loans, Advances and Deposits		0	0
470	Other Assets	B-19	3443344	3332532
480	Miscellaneous Expenditure to be written off	B-20	1385794	1525794
Total			435587191.3	401531695.7

S. Prasad
INSPECTOR
LOCAL FUND AUDIT,
CUDDALORE - I.

நெல்லிக்குப்பம் நகராட்சி
Nellikuppam Municipality
Balance Sheet

Input Parameter : Financial Year : 2017-2018;Fund Name : Revenue Fund;From Date : 01/Apr/2017;To Date : 31/Mar/2018;

Code No	Description of items	Shedule No.	Current Year Amount(₹)	Previous Year Amount(₹)
Liabilities				
3101001	Municipal (General) Fund		-15652074.94	-27981401.8
3109001	ACCUMULATED SURPLUS / DEFICIT		-56131085.01	-36731870.65
3111001	CONTRIBUTION FROM MUNICIPAL FUND		9317781	12217781
3121001	CAPITAL CONTRIBUTION		9941042	2751042
3121101	CAPITAL RESERVE		62737161	62737161
3122001	Borrowing Redemption reserve (if no sinking fund is created)		4135117	4135117
3201001	Central Government		0	0
3202002	SCHEME GRANTS-SCHEME(COST CENTRE)CODE		5586211	9463443
3203001	CONTRIBUTIONS FROM THE GOVERNMENT		334529156	280405168
3203002	GRANTS FROM THE GOVERNMENT		10595643	45455631
3206001	GRANTS FOR SPECIFIC PURPOSE		12540000	0
3208001	Contributions From Private Parties		336000	136000
3208003	M.L.A.FUND		3225000	0
3301001	LOANS FROM CENTRAL GOVERNMENT		196805	196805
3302001	LOANS FROM STATE GOVERNMENT		-155899	-155899
3303002	LOAN FROM TUFIDCO		98686	98686
3401001	Tender Deposit - Contractors.		7780866	5699411
3401002	TENDER DEPOSIT- SUPPLIERS		50767	50767
3401003	SECURITY DEPOSIT - CONTRACTORS		6497487.55	60775
3402001	Security Deposit - Lease		1878909	2474061
3403001	SECURITY DEPOSIT - STAFF		3820	3820
3408001	DEPOSITS - OTHERS		0	4832298.31

Code No	Description of items	Shedule No.	Current Year Amount(₹)	Previous Year Amount(₹)
3408003	Building Development Fund - Deposit		92500	92500
3501001	POWER CHARGES - PAYABLE - STREET LIGHTS		0	0
3501003	ACCOUNTS PAYABLE - CONTRACTORS		0	400040
3501004	ACCOUNTS PAYABLE - SUPPLIERS		0	46797
3501005	ACCOUNTS PAYABLE EXPENSES		0	195560
3501008	OTHERS PAYABLE		26604629	22869271
3501011	AUDIT FEES PAYABLE		127973	0
3501101	SALARIES & WAGES PAYABLE		0	125222
3501104	GROUP INSURANCE SCHEME - MANAGEMENT CONTRIBUTION PAYABLE		402765	68940
3501106	Other Payables		6556064.74	5554897.84
3501201	INTEREST PAYABLE		621272	621272
3502001	PROVIDENT FUND RECOVERIES		0	0
3502002	CO-OPERATIVE SOCIETY LOAN RECOVERIES		0	13994
3502005	SPECIAL PROVIDENT FUND-CUM- GRATUITY SCHEME - RECOVERIES		0	0
3502006	F.B.F. / GROUP INSURANCE SCHEME RECOVERIES		510	510
3502009	It Deduction		0	0
3502010	RECOVERIES TOWARDS LOANS FROM BANKS		0	600
3502012	H.B.A.SPECIAL F.B.F. SUBSCRIPTION		0	6464
3502013	INCOME TAX DEDUCTIONS - CONTRACTORS		0	-3185
3502014	OTHER RECOVERIES		47186	290898
3502015	VAT - PAYABLE		0	-7962
3502017	SERVICE TAX PAYABLE		476242	274503
3502018	HANDLOOM ADVANCE RECOVERED - PAYABLE TO CO-OPTEX		3326	3326
3502021	CPF SUBSCRIPTION RECOVERIES		4957	146372
3502022	Contribution to CMDA/LPA Payable		1000	1000

Code No	Description of items	Shedule No.	Current Year Amount(₹)	Previous Year Amount(₹)
3502023	Health Fund Subscription		-146533	58127
3502025	Manual Workers Genenral Welfare Fund		0	-9555
3502026	FLAG DAY FUND COLLECTION		102631	134617
3502027	Swachh Bharat Mission – IHHL		0	2400000
3502032	CGST - PAYABLE		0	0
3502033	SGST - PAYABLE		0	0
3503001	Recoveries - Payable to Other Municipalities		0	3343
3503002	LIBRARY CESS - PAYABLES		835453	210387
3504101	ADVANCE COLLECTION OF PROPERTY TAX		0	6158
3603001	PROVISION FOR DOUBTFUL COLLECTION OF REVENUE ITEMS		2345823	2178804
Total			435587191.3	401531695.7
Assets				
4101001	LAND -GROSS BLOCK		108471526	108471526
4102001	BUILDINGS - GROSS BLOCK		87296028	79181629
4103003	ROADS & PAVEMENTS - CONCRETE - GROSS BLOCK		127880695	126645695
4103004	ROADS & PAVEMENTS - BLACK TOPPED - GROSS BLOCK		117929387	82171374
4103005	ROADS & PAVEMENTS - OTHERS - GROSS BLOCK		2899517	2899517
4103101	STROM WATER DRAINS, OPEN DRAINS AND CULVERTS - GROSS BLOCK		26115485	25715515
4103102	DRAINAGE AND SEWERAGE PIPES , CONDUITS, CHANNELS ETC. - GROSS BLOCK		305250	305250
4103201	WATER SUPPLY - HEAD WORKS, OHT ETC. AND WATER SUPPLY MAINS - GROSS BLOCK		2469192	2469192
4103202	GROUND WATER WELLS/ DEEP BORE WELLS - GROSS BLOCK		4428923	4428923

Code No	Description of items	Shedule No.	Current Year Amount(₹)	Previous Year Amount(₹)
4104001	PLANT AND MACHINERIES - GROSS BLOCK		4510382	4035482
4104002	TOOLS & PLANT - GROSS BLOCK		1700000	0
4105001	HEAVY VEHICLES - GROSS BLOCK		7050374	7050374
4105002	LIGHT VEHICLES - GROSS BLOCK		2230152	2230152
4105003	OTHER VEHICLES - GROSS BLOCK		867533	867533
4106003	Other equipments - GROSS BLOCK		221709	221709
4107001	FURNITURE FIXTURES AND FITTINGS - GROSS BLOCK		2964506	2896306
4107002	ELECTRICAL INSTALLATIONS - LAMPS / TUBE LIGHT FITTINGS - GROSS BLOCK		7055575	7055575
4107003	ELECTRICAL INSTALLATIONS -OTHERS - GROSS BLOCK		3875189	3875189
4108001	PUBLIC FOUNTAINS - GROSS BLOCK		640000	640000
4112001	BUILDINGS - ACCUMULATED DEPRECIATION		-25011964	-21462002
4113002	BRIDGES AND FLYOVERS - ACCUMULATED DEPRECIATION		-3704096	-2187735
4113003	ROADS & PAVEMENTS - CONCRETE - ACCUMULATED DEPRECIATION		-105040019	-93904238
4113004	ROADS & PAVEMENTS - BLACK TOPPED - ACCUMULATED DEPRECIATION		-90249538	-83407701
4113005	ROADS & PAVEMENTS - OTHERS - ACCUMULATED DEPRECIATION		-2891735	-2880063
4113101	STORM WATER DRAINS, OPEN DRAINS AND CULVERTS - ACCUMULATED DEPRECIATION		-16281174	-16345322
4113201	HEAD WORKS, OHT ETC. WATER SUPPLY MAINS - ACCUMALATED DEPRECIATION		-306428	-269628
4113202	GROUND WATER WELLS/ DEEP BORE WELLS - ACCUMALTED DEPRECIATION		-466752	-415639

Code No	Description of items	Shedule No.	Current Year Amount(₹)	Previous Year Amount(₹)
4114001	PLANT & MACHINERY - ACCUMULATED DEPRECIATION		-1849344	-1716634
4114003	HAND PUMPS - INDIA MARK (II) - ACCUMULATED DEPRECIATION		-113819	-113819
4115001	HEAVY VEHICLES - ACCUMULATED DEPRECIATION		-7844785	-7212871
4115002	LIGHT VEHICLES - ACCUMULATED DEPRECIATION		-1877673	-1760180
4115003	OTHER VEHICLES - ACCUMULATED DEPRECIATION		-856669	-845804
4116003	Other equipments - Accumulated Depreciation		-505482	-120575
4117001	FURNITURE, FIXTURES & FITTINGS - ACCUMULATED DEPRECIATIONS		-2950087	-2733267
4117002	ELECTIRCAL INSTALLATIONS - LAMPS & TUBE LIGHTS FITTINGS - ACCUMULATED DEPRECIATION		-6283338	-5952022
4117003	ELECTIRCAL INSTALLATIONS - OTHERS - ACCUMULATED DEPRECIATION		-2567727	-1965239
4118001	PUBLIC FOUNTAINS - ACCUMLATED DEPRECIATION		-90197	-76099
4121001	PROJECTS - IN - PROGRESS ACCOUNT		6517007	7061799
4122001	PROJECTS - IN - PROGRESS ACCOUNT		57197110	62250628
4208001	FIXED DEPOSIT		48080601.04	44272152.04
4311001	PROPERTY TAX - RECOVERABLE - RESIDENTIAL - CURRENT		881060.16	1361375
4311002	PROPERTY TAX - RECOVERABLE - COMMERCIAL - CURRENT		312699.37	-506890
4311003	Property Tax - Recoverable - Industrial - Current		37065.47	-19335
4311004	Property Tax - Recoverable - Vacant sites - Current		79732	-815

Code No	Description of items	Shedule No.	Current Year Amount(₹)	Previous Year Amount(₹)
4311006	Property Tax - Recoverable - Residential - Arrears		850611.8	1603017
4311007	Property Tax - Recoverable - Commercial - Arrears		526696.2	-109201
4311008	Property Tax - Recoverable - Industrial - Arrears		1781	0
4311009	Property Tax - Recoverable - Vacant sites - Arrears		297024	511
4311903	PROFESSION TAX - RECOVERABLE - CURRENT		520289	-1342361
4311904	PROFESSION TAX - RECOVERABLE - ARREARS		1071532	1867944
4313002	LICENCE FEES AND OTHER FEES - RECOVERABLE - ARREARS		-2300	0
4313003	WATER CHARGES RECOVERABLE - CURRENT		0	0
4314001	LEASE AMOUNT - RECOVERABLE - CURRENT		443033	202332
4314002	LEASE AMOUNT - RECOVERABLE - ARREARS		725325	629103
4314036	INTEREST ON STAFF ADVANCES - RECOVERABLE ACCOUNT		1300	1300
4314037	MATERIALS COST RECOVERABLE A/C - CONTRACTORS		-2029428	0
4314040	Misc. Recovery		0	76905
4315001	SPECIFIC GRANT - RECEIVABLE		306766	306766
4501001	Cash Account		0	0
4502001	Cheque Account		0	0
4502101	RF-RECEIPT A/C. IOB-276501000005873		1485747.41	1995175.51
4502102	RF-PAYMENT A/C. IOB-276501000005872		409508.1	-115658.3
4502103	RF-DEPOSIT A/C. IOB-276501000005871		4227242.12	1068583.88
4502105	LOAN FUND -TREASURY		42842.9	42842.9

Code No	Description of items	Shedule No.	Current Year Amount(₹)	Previous Year Amount(₹)
4502106	M.G.F - TREASURY		71299.9	65290.9
4502107	LIB.CESS IOB BANK A/C.276501000005867		1247516.53	791268.63
4502108	SERVICE TAX IOB BANK A/C.276501000005866		494825.9	282384
4502109	NATURAL CALAMATIES ULB IOB A/C.NO.276501000006213		85137.9	40502
4502110	OPEN DEFICATION IOB BANK A/C.NO.276501000006213		96950	93323
4502111	BUILDING DEVELOPMENT FUND -IB-BANK 720301157		916728	730528
4502116	URBAN EMP. SCHEME-IB-527671120		0	89591
4502117	THANE CYCLONE-IB-6011522670		1842883	1775040
4502118	S.F.C. FUND-SBI-10523894691		12693418	7078471.5
4502121	OTHOTHER SCHEME(FLOOD DROUGHT)SBI 10523893959		4718546.28	7278651.28
4502122	M.L.A.FUND-SBI-10523894782		3803341.34	1711180.34
4502125	IUDM-SBI-32164316318		1487802	1434374
4502127	SRP WORKS -2010-11-SBI-31478868950		282945	3221166
4502128	LOCAL PLANNING AUTHORITY-SBI- 10523894067		0	1746122.29
4502129	SPL.PF A/C -SBI-10523894501		0	252819.44
4502130	CPS-SBI-30974230568		0	1156573
4502140	Dr.MUTHULAKSHMI REDDY MATERNITY SCHEM-IB-721793238		0	157472
4502501	ONLINE COLLECTION -CITY UNION BANK- E.PAY		0	0
4504101	SJSRY,SPF,LCS,LPA,NRY,JSY,CPS&ETC 30Nine0		6556064.74	0
4504103	SJSRY UWEP IB-527669927		0	9412
4504104	LCS FUND IB-527653065		0	80726
4504106	SJSRY USEP SUBSIDY-UCO-4750100008605		0	821987.19

Code No	Description of items	Shedule No.	Current Year Amount(₹)	Previous Year Amount(₹)
4504107	SJSRY Training SBI-30043753122		0	556647
4504108	SJSRY DWCUA (T&C) SBI-30049899371		0	2887
4504109	SJSRY A& OE SBI- 10523894056		0	3778.5
4504110	SJSRY (USEP- MAIN ACCOUNT) SBI-10523893802		0	33543.03
4504111	SJSRY DWCUA (UWSP) Subsidy SBI-10523893788		0	48666.57
4504112	SJSRY USEP Infrastructure SBI-30049899257		0	13323
4504113	SJSRY ULB Account SBI-30043753202		0	3846
4504114	SJSRY Community Structure (UCDN) SBI-10523893799		0	20840.27
4504117	SJSRY USEP SUBSIDY SBI-32110291702		0	150943
4504119	SJSRY - USHA SCHEME SBI-33750864870		0	21649
4504120	M.P.FUND-IB-527673183		276305	266134
4504121	BRGF-SBI-30898169733		188411	181645
4504122	XII TH FIN. COMMISSION-SBI-30037514535		23917797.68	18461272.68
4504123	SJSRY,WAGE EMPLOYMENT-IB-52766727		0	280561.55
4504124	JANANY SURESHA YOJANA(JSY)-SBI-3032215580		0	355321
4504125	SJSRY-IOB-SUBSIDY - IOB-276501000014130		0	5787
4504201	SWACHH BHARAT MISSION SCHME-ICICI-101401001485		2336838.5	6778561.5
4504202	DAY-NULM(SUSV)-ICICI-101400100178		0	191430
4504203	SBM-SWM-ICICI-101401002072		5787222	0
4601001	FESTIVAL ADVANCE		233300	278800
4601003	TOUR ADVANCE		2000	2000
4601007	MOTORCYCLE ADVANCE		76905	-10
4601009	MARRIAGE ADVANCE		0	2400
4601012	Staff Advance		0	2160
4605004	IMMEDIATE RELIEF - ADVANCE		5000	85000

Code No	Description of items	Shedule No.	Current Year Amount(₹)	Previous Year Amount(₹)
4605010	Advance Recoverable Expenses		96160	170010
4605011	GENERAL IMPREST ACCOUNT		0	1000
4606001	DEPOSITS - RECOVERABLE:		1536814	1500014
4612001	Advance		0	0
4702001	PAYABLE TO WATER SUPPLY AND DRINAGE FUND		-7567	-26528
4702002	PAYABLE TO ELEMENTARY EDUCATION FUND		-2063	-93914
4702004	RECEIVABLE FROM WATER SUPPLY FUND		2835378	2835378
4702005	RECEIVABLE FROM ELEMENTARY EDUCATION FUND		617596	617596
4803001	DEFERED REVENUE EXPENDITURE		1385794	1525794
Total			435587191.3	401531695.7

S. Prabhakar
INSPECTOR
LOCAL FUND AUDIT,
CUDDALORE - I.

NELLIKUPPAM
MUNICIPALITY

2017-2018

WATER SUPPLY FUND &
ELEMENTARY EDUCATION FUND
AUDITED ANNUAL ACCOUNTS

நெல்லிக்குப்பம் நகராட்சி

Nellikuppam Municipality

Trial Balance

Input Parameter : Financial Year : 2017-2018; Fund Name : Water Supply and Drainage Fund; From Date : 01/Apr/2017; To Date : 31/Mar/2018;

Printed Date :11-Jul-2018 17:04:19

S.No	Account Code	Account Head Name	Opening Balance		Actuals		Net Balance	
			Debit(₹)	Credit(₹)	Debit (₹)	Credit (₹)	Debit(₹)	Credit(₹)
1	1100201	<u>Water Supply and Drainage Tax - Residential</u>	0	0	181266	1504703.75	0.0	1323437.75
2	1100202	<u>Water Supply and Drainage Tax - Commercial</u>	0	0	30028	666916.95	0.0	636888.95
3	1100203	<u>Water Supply and Drainage Tax - Industrial</u>	0	0	0	1692072.3	0.0	1692072.3
4	1100204	<u>Water Supply and Drainage Tax - Vacant Sites</u>	0	0	0	133131	0.0	133131
5	1101001	<u>PROFESSIONAL TAX</u>	0	0	2500	2500	0.0	0.0
6	1402004	<u>OTHER PENALTIES</u>	0	0	0	1320	0.0	1320
7	1405004	<u>METERED/ TAP RATE WATER CHARGES</u>	0	0	13077360	14984639	0.0	1907279
8	1407001	<u>Road Cutting Restoration Charge</u>	0	0	0	282507	0.0	282507
9	1407002	<u>Initial Amount for New Water Supply Connections</u>	0	0	0	560880	0.0	560880
10	1407004	<u>Water Connection Charges</u>	0	0	0	17438	0.0	17438
11	1407006	<u>WATER SUPPLY DISCONNECTON CHARGES</u>	0	0	0	250	0.0	250
12	1407014	<u>Water Supply Inspection Charges</u>	0	0	0	46020	0.0	46020
13	1407020	<u>Other Service/Administrative Charges</u>	0	0	0	9650	0.0	9650
14	1701001	<u>INTEREST ON INVESTMENTS / FIXED DEPOSITS</u>	0	0	0	955392	0.0	955392
15	1711001	<u>INTEREST FROM BANK</u>	0	0	0	177118	0.0	177118
16	1808001	<u>OTHER INCOME</u>	0	0	0	12394.8	0.0	12394.8
17	2101001	<u>PAY</u>	0	0	1093780	0	1093780	0.0


S.No	Account Code	Account Head Name	Opening Balance		Actuals		Net Balance	
			Debit(₹)	Credit(₹)	Debit (₹)	Credit (₹)	Debit(₹)	Credit(₹)
18	2101004	<u>DEARNESS ALLOWANCE</u>	0	0	600219	0	600219	0.0
19	2101005	<u>HOUSE RENT ALLOWANCE</u>	0	0	42170	0	42170	0.0
20	2101007	<u>MEDICAL ALLOWANCE</u>	0	0	12100	0	12100	0.0
21	2101008	<u>OTHER ALLOWANCE</u>	0	0	33000	0	33000	0.0
22	2101011	<u>BONUS</u>	0	0	17275	0	17275	0.0
23	2102010	<u>HEALTH INSURANCE LOCAL BODY CONTRIBUTION</u>	0	0	3438	0	3438	0.0
24	2102015	<u>CPF MANAGEMENT CONTRIBUTION</u>	0	0	160842	0	160842	0.0
25	2102019	<u>CONVEYANCE ALLOWANCE</u>	0	0	27500	0	27500	0.0
26	2208003	<u>OTHER EXPENSE</u>	0	0	30640	0	30640	0.0
27	2301002	<u>POWER CHARGES FOR WATER HEAD WORKS / PUMPING STATIONS / BOOSTER STATIONS</u>	0	0	1480622	0	1480622	0.0
28	2303002	<u>DIESEL</u>	0	0	7228	0	7228	0.0
29	2305009	<u>MAINTENANCE EXPENSES - WATER SUPPLY</u>	0	0	1469253	0	1469253	0.0
30	2305202	<u>REPAIRS AND MAINTENANCE - BUILDINGS</u>	0	0	21192	0	21192	0.0
31	2305902	<u>REPAIRS AND MAINTENANCE - INSTRUMENTS , PLANT & MACHINERY</u>	0	0	78878	0	78878	0.0
32	2305904	<u>REPAIRS AND MAINTENANCE - OFFICE EQUIPMENTS</u>	0	0	85150	0	85150	0.0
33	2407001	<u>BANK CHARGES</u>	0	0	179.52	0	179.52	0.0
34	2701001	<u>PROVISION FOR DOUBTFUL COLLECTION OF REVENUE ITEMS - TAXES</u>	0	0	610949	0	610949	0.0
35	2722001	<u>DEPRECIATION - BUILDINGS</u>	0	0	29077	0	29077	0.0
36	2723201	<u>DEPRECIATION - WATERWAYS</u>	0	0	554994	0	554994	0.0
37	2724001	<u>DEPRECIATION - PLANT & MACHINERY</u>	0	0	159901	0	159901	0.0
38	2727001	<u>DEPRECIATION - FURNITURE, FIXTURES, FITTINGS AND ELECTRICAL APPLIANCES</u>	0	0	11649	0	11649	0.0
39	2801001	<u>Taxes</u>	0	0	2274509.5	2579155.18	0.0	304645.68

S.No	Account Code	Account Head Name	Opening Balance		Actuals		Net Balance	
			Debit(₹)	Credit(₹)	Debit (₹)	Credit (₹)	Debit(₹)	Credit(₹)
40	2804001	<u>PRIOR YEAR INCOME</u>	0	0	0	644601.32	0.0	644601.32
41	3109001	<u>ACCUMULATED SURPLUS / DEFICIT</u>	0	28831098.11	0	0	0.0	28831098.11
42	3121001	<u>CAPITAL CONTRIBUTION</u>	0	860199	0	0	0.0	860199
43	3122001	<u>Borrowing Redemption reserve (if no sinking fund is created)</u>	0	13975	0	0	0.0	13975
44	3203001	<u>CONTRIBUTIONS FROM THE GOVERNMENT</u>	0	4674925	0	0	0.0	4674925
45	3203002	<u>GRANTS FROM THE GOVERNMENT</u>	0	0	0	0	0.0	0.0
46	3301001	<u>LOANS FROM CENTRAL GOVERNMENT</u>	0	215607	0	0	0.0	215607
47	3401001	<u>Tender Deposit - Contractors.</u>	0	4960	23718	23718	0.0	4960
48	3401003	<u>SECURITY DEPOSIT - CONTRACTORS</u>	0	0	8202	8202	0.0	0.0
49	3401004	<u>RETENTION AMOUNT</u>	0	0	14329	14329	0.0	0.0
50	3408001	<u>DEPOSITS - OTHERS</u>	0	12956	0	0	0.0	12956
51	3501003	<u>ACCOUNTS PAYABLE - CONTRACTORS</u>	0	0	1526060	1526060	0.0	0.0
52	3501005	<u>ACCOUNTS PAYABLE EXPENSES</u>	0	0	1498988	1498988	0.0	0.0
53	3501101	<u>SALARIES & WAGES PAYABLE</u>	0	0	1185678	1185678	0.0	0.0
54	3502002	<u>CO-OPERATIVE SOCIETY LOAN RECOVERIES</u>	0	0	568354	568354	0.0	0.0
55	3502005	<u>SPECIAL PROVIDENT FUND-CUM-GRATUITY SCHEME - RECOVERIES</u>	0	0	1940	1940	0.0	0.0
56	3502006	<u>F.B.F. / GROUP INSURANCE SCHEME RECOVERIES</u>	0	2980	4020	4020	0.0	2980
57	3502011	<u>COURT RECOVERIES</u>	0	0	21000	21000	0.0	0.0
58	3502013	<u>INCOME TAX DEDUCTIONS - CONTRACTORS</u>	0	0	27611	27611	0.0	0.0
59	3502015	<u>VAT - PAYABLE</u>	0	0	62433	62433	0.0	0.0
60	3502021	<u>CPF SUBSCRIPTION RECOVERIES</u>	0	0	160842	161334	0.0	492
61	3502023	<u>Health Fund Subscription</u>	0	35800	26820	12060	0.0	21040
62	3502025	<u>Manual Workers Genenal Welfare Fund</u>	0	0	12512	12512	0.0	0.0
63	3504101	<u>ADVANCE COLLECTION OF PROPERTY TAX</u>	0	0	0	0	0.0	0.0

S.No	Account Code	Account Head Name	Opening Balance		Actuals		Net Balance	
			Debit(₹)	Credit(₹)	Debit (₹)	Credit (₹)	Debit(₹)	Credit(₹)
64	3603001	<u>PROVISION FOR DOUBTFUL COLLECTION OF REVENUE ITEMS</u>	0	977622	564025	610949	0.0	1024546
65	4101001	<u>LAND -GROSS BLOCK</u>	1129048	0	0	0	1129048	0.0
66	4102001	<u>BUILDINGS - GROSS BLOCK</u>	666000	0	0	0	666000	0.0
67	4103201	<u>WATER SUPPLY - HEAD WORKS, OHT ETC. AND WATER SUPPLY MAINS - GROSS BLOCK</u>	7260895	0	0	0	7260895	0.0
68	4103202	<u>GROUND WATER WELLS/ DEEP BORE WELLS - GROSS BLOCK</u>	5513917	0	0	0	5513917	0.0
69	4104001	<u>PLANT AND MACHINERIES - GROSS BLOCK</u>	2735341	0	0	0	2735341	0.0
70	4104002	<u>TOOLS & PLANT - GROSS BLOCK</u>	55389	0	0	0	55389	0.0
71	4104003	<u>HAND PUMPS - INDIAN MARK II - GROSS BLOCK</u>	281840	0	0	0	281840	0.0
72	4105001	<u>HEAVY VEHICLES - GROSS BLOCK</u>	1	0	0	0	1	0.0
73	4107003	<u>ELECTRICAL INSTALLATIONS -OTHERS - GROSS BLOCK</u>	110445	0	0	0	110445	0.0
74	4108001	<u>PUBLIC FOUNTAINS - GROSS BLOCK</u>	348184	0	0	0	348184	0.0
75	4112001	<u>BUILDINGS - ACCUMULATED DEPRECIATION</u>	0	112220	0	29077	0.0	141297
76	4113201	<u>HEAD WORKS, OHT ETC. WATER SUPPLY MAINS - ACCUMALATED DEPRECIATION</u>	0	3549587	0	307662	0.0	3857249
77	4113202	<u>GROUND WATER WELLS/ DEEP BORE WELLS - ACCUMALTED DEPRECIATION</u>	0	2076065	0	181228	0.0	2257293
78	4114001	<u>PLANT & MACHINERY - ACCUMULATED DEPRECIATION</u>	0	230427	0	152112	0.0	382539
79	4114002	<u>TOOLS & PLANT - ACCUMULATED DEPRECIATION</u>	0	24233	0	7789	0.0	32022
80	4114003	<u>HAND PUMPS - INDIA MARK (II) - ACCUMULATED DEPRECIATION</u>	0	602206	0	56368	0.0	658574

S.No	Account Code	Account Head Name	Opening Balance		Actuals		Net Balance	
			Debit(₹)	Credit(₹)	Debit (₹)	Credit (₹)	Debit(₹)	Credit(₹)
81	4117003	<u>ELECTIRCAL INSTALLATIONS - OTHERS - ACCUMULATED DEPRECIATION</u>	0	63852	0	11649	0.0	75501
82	4118001	<u>PUBLIC FOUNTAINS - ACCUMULATED DEPRECIATION</u>	0	73248	0	9736	0.0	82984
83	4121001	<u>PROJECTS - IN - PROGRESS ACCOUNT</u>	1341869	0	0	0	1341869	0.0
84	4208001	<u>FIXED DEPOSIT</u>	13110677	0	955392	0	14066069	0.0
85	4311903	<u>PROFESSION TAX - RECOVERABLE - CURRENT</u>	0	0	2500	2500	0.0	0.0
86	4311907	<u>Water Supply and Drainage Tax - Recoverable - Residential - Current</u>	0	0	2267769.95	1759043	508726.95	0.0
87	4311908	<u>Water Supply and Drainage Tax - Recoverable - Commercial - Current</u>	0	0	659225.75	501358	157867.75	0.0
88	4311909	<u>Water Supply and Drainage Tax - Recoverable - Industrial - Current</u>	0	0	1692072.3	1666327	25745.3	0.0
89	4311910	<u>Water Supply and Drainage Tax - Recoverable - Vacant Sites - Current</u>	0	0	133131	88282	44849	0.0
90	4311912	<u>Water Supply and Drainage Tax - Recoverable - Residential - Arrears</u>	1271802	0	1504222.2	2277234	498790.2	0.0
91	4311913	<u>Water Supply and Drainage Tax - Recoverable - Commercial - Arrears</u>	0	0	669830.8	393934	275896.8	0.0
92	4311914	<u>Water Supply and Drainage Tax - Recoverable - Industrial - Arrears</u>	0	0	175827	174777	1050	0.0
93	4311915	<u>Water Supply and Drainage Tax - Recoverable - Vacant Sites - Arrears</u>	0	0	299155	132078	167077	0.0
94	4313003	<u>WATER CHARGES RECOVERABLE - CURRENT</u>	0	0	14986697	14387435	599262	0.0
95	4313004	<u>WATER CHARGES RECOVERABLE - ARREARS</u>	1254687	0	656	558531	696812	0.0
96	4501001	<u>Cash Account</u>	0	0	4493184	4493184	0.0	0.0
97	4502001	<u>Cheque Account</u>	0	0	492	492	0.0	0.0
98	4502112	<u>WS-RECEIPT-PAYMENT A/C. IOB-276501000005870</u>	748668.11	0	6034661.8	5167429.42	1615900.49	0.0

S.N o	Account Code	Account Head Name	Opening Balance		Actuals		Net Balance	
			Debit(₹)	Credit(₹)	Debit (₹)	Credit (₹)	Debit(₹)	Credit(₹)
99	4502113	<u>WS-DEPOSIT IOB</u> <u>A/C.NO.276501000005869</u>	3285019	0	699547	5993.1	3978572.9	0.0
100	4502501	<u>ONLINE COLLECTION -CITY UNION BANK-</u> <u>E.PAY</u>	0	0	4697	4697	0.0	0.0
101	4601001	<u>FESTIVAL ADVANCE</u>	15000	0	25000	27500	12500	0.0
102	4606001	<u>DEPOSITS - RECOVERABLE:</u>	12300	0	0	0	12300	0.0
103	4702006	<u>RECEIVABLE FROM GENERAL FUND</u>	3220878	0	0	0	3220878	0.0
Total			42361960.11	42361960.11	62406292.82	62406292.82	51855262.91	51855262.91


INSPECTOR
LOCAL FUND AUDIT,
CUDDALORE - I.

Nellikuppam Municipality
நெல்லிக்குப்பம் நகராட்சி
Income And Expenditure Statement

Input Parameter: Financial Year : 2017-2018;Fund Name : Water Supply and Drainage Fund;From Date : 01/Apr/2017;To

Generated Date :24-Sep-2018 13:00

Code No	Description of items	Shedule No.	Current Year Amount(₹)	Previous Year Amount(₹)
Income				
110	Tax Revenue	<u>I-1</u>	3785530	0
140	Fees & User Charges	<u>I-4</u>	2825344	0
170	Income from Investments	<u>I-7</u>	955392	0
171	Interest Earned	<u>I-8</u>	177118	0
180	Other Income	<u>I-9</u>	12394.8	0
Total			7755778.8	0
Expenditure				
210	Establishment Expenses	<u>I-10</u>	1990324	0
220	Administrative Expenses	<u>I-11</u>	30640	0
230	Operations & Maintenance	<u>I-12</u>	3142323	0
240	Interest & Finance Charges	<u>I-13</u>	179.52	0
270	Provisions and Write off	<u>I-16</u>	610949	0
272	Depreciation		755621	0
280	Prior Period Item	<u>I-18</u>	-949247	0
Total			5580789.52	0
3109002-Gross Surplus of Income over Expenditure			-2174989.28	0

S. Prabhakaran
INSPECTOR
LOCAL FUND AUDIT,
CUDDALORE - I.


Nellikuppam Municipality
நெல்லிக்குப்பம் நகராட்சி
Income And Expenditure Statement

Input Parameter: Financial Year : 2017-2018;Fund Name : Water Supply and Drainage Fund;From Date : 01/Apr/2017;To Date :

Generated Date :11-Jul-2018 17:21

Code No	Description of items	Current Year Amount	Previous Year Amount
Income			
1100201	Water Supply and Drainage Tax - Residential	1323437.75	0
1100202	Water Supply and Drainage Tax - Commercial	636888.95	0
1100203	Water Supply and Drainage Tax - Industrial	1692072.3	0
1100204	Water Supply and Drainage Tax - Vacant Sites	133131	0
1101001	PROFESSIONAL TAX	0	0
1402004	OTHER PENALTIES	1320	0
1405004	METERED/ TAP RATE WATER CHARGES	1907279	0
1407001	Road Cutting Restoration Charge	282507	0
1407002	Initial Amount for New Water Supply Connections	560880	0
1407004	Water Connection Charges	17438	0
1407006	WATER SUPPLY DISCONNECTON CHARGES	250	0
1407014	Water Supply Inspection Charges	46020	0
1407020	Other Service/Administrative Charges	9650	0
1701001	INTEREST ON INVESTMENTS / FIXED DEPOSITS	955392	0
1711001	INTEREST FROM BANK	177118	0
1808001	OTHER INCOME	12394.8	0
Total		7755778.8	0
Expenditure			
2101001	PAY	1093780	0
2101004	DEARNESS ALLOWANCE	600219	0
2101005	HOUSE RENT ALLOWANCE	42170	0
2101007	MEDICAL ALLOWANCE	12100	0
2101008	OTHER ALLOWANCE	33000	0
2101011	BONUS	17275	0

Code No	Description of items	Current Year Amount	Previous Year Amount
2102010	HEALTH INSURANCE LOCAL BODY CONTRIBUTION	3438	0
2102015	CPF MANAGEMENT CONTRIBUTION	160842	0
2102019	CONVEYANCE ALLOWANCE	27500	0
2208003	OTHER EXPENSES	30640	0
2301002	POWER CHARGES FOR WATER HEAD WORKS / PUMPING STATIONS /	1480622	0
2303002	DIESEL	7228	0
2305009	MAINTENANCE EXPENSES - WATER SUPPLY	1469253	0
2305202	REPAIRS AND MAINTENANCE - BUILDINGS	21192	0
2305902	REPAIRS AND MAINTENANCE - INSTRUMENTS , PLANT & MACHINERY	78878	0
2305904	REPAIRS AND MAINTENANCE - OFFICE EQUIPMENTS	85150	0
2407001	BANK CHARGES	179.52	0
2701001	PROVISION FOR DOUBTFUL COLLECTION OF REVENUE ITEMS - TAXES	610949	0
2722001	DEPRECIATION - BUILDINGS	29077	0
2723201	DEPRECIATION - WATERWAYS	554994	0
2724001	DEPRECIATION - PLANT & MACHINERY	159901	0
2727001	DEPRECIATION - FURNITURE, FIXTURES, FITTINGS AND ELECTRICAL	11649	0
2801001	Taxes	-304645.68	0
2804001	PRIOR YEAR INCOME	-644601.32	0
	Total	5580789.52	0
	3109002-Gross Surplus of Income over Expenditure	-2174989.28	0


INSPECTOR
LOCAL FUND AUDIT,
CUDDALORE - 1.

நெல்லிக்குப்பம் நகராட்சி
Nellikuppam Municipality
Balance Sheet

Input Parameter : Financial Year : 2017-2018;Fund Name : Water Supply and Drainage Fund;From Date : 01/Apr/2017;To Date : 31/Mar/2018;

Printed Date :21-Jul-2018 17:10:30

Code No	Description of items	Shedule No.	Current Year Amount(₹)	Previous Year Amount(₹)
Liabilities				
310	Municipal (General) Fund	B-1	31006087.39	25249456.08
311	Earmarked Funds	B-2	0	860199
312	Reserves	B-3	874174	13975
320	Grants , Contribution for specific purposes	B-4	4674925	4674925
330	Secured Loans	B-5	215607	215607
340	Deposits Received	B-7	17916	16
350	Other Liabilities	B-9	24512	90701
360	Provisions	B-10	1024546	983096
Total			37837767.39	32087975.08
Assets				
410	Fixed Assets	B-11	18101060	17803060
411	Accumulated Depreciation		-7487459	-6731838
412	Capital Work - in - progress		1341869	1406347
420	Investments - General Fund	B-12	14066069	13110677
430	Stock - in- hand	B-14	0	298000
431	Sundry Debtors (Receivables)	B-15	2976077	2560071
450	Cash and Bank balance	B-17	5594473.39	4807852.11
460	Loans, Advances and Deposits	B-18	24800	26800
470	Other Assets	B-19	3220878	2449878
Total			37837767.39	35730847.11

S. Pranjana
INSPECTOR
LOCAL FUND AUDIT,
CUDDALORE - 1.

நெல்லிக்குப்பம் நகராட்சி
Nellikuppam Municipality
Balance Sheet

Input Parameter : Financial Year : 2017-2018;Fund Name : Water Supply and Drainage Fund;From Date : 01/Apr/2017;To Date : 31/Mar/2018;


Printed Date :11-Jul-2018 19:59:55

Code No	Description of items	Shedule No.	Current Year Amount(₹)	Previous Year Amount(₹)
Liabilities				
3101001	Municipal (General) Fund		2174989.28	-4379153.82
3109001	ACCUMULATED SURPLUS / DEFICIT		28831098.11	28927510.9
3111001	CONTRIBUTION FROM MUNICIPAL FUND		0	860199
3121001	CAPITAL CONTRIBUTION		860199	0
3122001	Borrowing Redemption reserve (if no sinking fund is created)		13975	13975
3203001	CONTRIBUTIONS FROM THE GOVERNMENT		4674925	1900896
3203002	GRANTS FROM THE GOVERNMENT		0	2774029
3301001	LOANS FROM CENTRAL GOVERNMENT		215607	215607
3401001	Tender Deposit - Contractors.		4960	1960
3401003	SECURITY DEPOSIT - CONTRACTORS		0	-14900
3401004	RETENTION AMOUNT		0	0
3408001	DEPOSITS - OTHERS		12956	12956
3501001	POWER CHARGES - PAYABLE - STREET LIGHTS		0	0
3501003	ACCOUNTS PAYABLE - CONTRACTORS		0	8022
3501004	ACCOUNTS PAYABLE - SUPPLIERS		0	23600
3501005	ACCOUNTS PAYABLE EXPENSES		0	-14654
3501008	OTHERS PAYABLE		0	82
3501101	SALARIES & WAGES PAYABLE		0	26411
3502002	CO-OPERATIVE SOCIETY LOAN RECOVERIES		0	5106
3502003	RD RECOVERIES		0	200

Code No	Description of items	Shedule No.	Current Year Amount(₹)	Previous Year Amount(₹)
3502005	SPECIAL PROVIDENT FUND-CUM- GRATUITY SCHEME - RECOVERIES		0	0
3502006	F.B.F. / GROUP INSURANCE SCHEME RECOVERIES		2980	2980
3502011	COURT RECOVERIES		0	0
3502013	INCOME TAX DEDUCTIONS - CONTRACTORS		0	0
3502015	VAT - PAYABLE		0	0
3502021	CPF SUBSCRIPTION RECOVERIES		492	0
3502023	Health Fund Subscription		21040	34060
3502025	Manual Workers Genenral Welfare Fund		0	432
3504101	ADVANCE COLLECTION OF PROPERTY TAX		0	4462
3603001	PROVISION FOR DOUBTFUL COLLECTION OF REVENUE ITEMS		1024546	983096
Total			37837767.39	31386876.08
Assets				
4101001	LAND -GROSS BLOCK		1129048	1129048
4102001	BUILDINGS - GROSS BLOCK		666000	666000
4103201	WATER SUPPLY - HEAD WORKS, OHT ETC. AND WATER SUPPLY MAINS - GROSS BLOCK		7260895	7260895
4103202	GROUND WATER WELLS/ DEEP BORE WELLS - GROSS BLOCK		5513917	5513917
4104001	PLANT AND MACHINERIES - GROSS BLOCK		2735341	2437341
4104002	TOOLS & PLANT - GROSS BLOCK		55389	55389
4104003	HAND PUMPS - INDIAN MARK II - GROSS BLOCK		281840	281840
4105001	HEAVY VEHICLES - GROSS BLOCK		1	1
4107003	ELECTRICAL INSTALLATIONS -OTHERS - GROSS BLOCK		110445	110445
4108001	PUBLIC FOUNTAINS - GROSS BLOCK		348184	348184

Code No	Description of items	Shedule No.	Current Year Amount(₹)	Previous Year Amount(₹)
4112001	BUILDINGS - ACCUMULATED DEPRECIATION		-141297	-112220
4113201	HEAD WORKS, OHT ETC. WATER SUPPLY MAINS - ACCUMALATED DEPRECIATION		-3857249	-3549587
4113202	GROUND WATER WELLS/ DEEP BORE WELLS - ACCUMALATED DEPRECIATION		-2257293	-2076065
4114001	PLANT & MACHINERY - ACCUMULATED DEPRECIATION		-382539	-230427
4114002	TOOLS & PLANT - ACCUMULATED DEPRECIATION		-32022	-24233
4114003	HAND PUMPS - INDIA MARK (II) - ACCUMULATED DEPRECIATION		-658574	-602206
4117003	ELECTIRCAL INSTALLATIONS - OTHERS - ACCUMULATED DEPRECIATION		-75501	-63852
4118001	PUBLIC FOUNTAINS - ACCUMLATED DEPRECIATION		-82984	-73248
4121001	PROJECTS - IN - PROGRESS ACCOUNT		1341869	1406347
4208001	FIXED DEPOSIT		14066069	13110677
4301004	STORES - WATER SUPPLY		0	298000
4311903	PROFESSION TAX - RECOVERABLE - CURRENT		0	0
4311907	Water Supply and Drainage Tax - Recoverable - Residential - Current		508726.95	763965
4311908	Water Supply and Drainage Tax - Recoverable - Commercial - Current		157867.75	-285114
4311909	Water Supply and Drainage Tax - Recoverable - Industrial - Current		25745.3	-10874
4311910	Water Supply and Drainage Tax - Recoverable - Vacant Sites - Current		44849	-455
4311912	Water Supply and Drainage Tax - Recoverable - Residential - Arrears		498790.2	901715

Code No	Description of items	Shedule No.	Current Year Amount(₹)	Previous Year Amount(₹)
4311913	Water Supply and Drainage Tax - Recoverable - Commercial - Arrears		275896.8	-61429
4311914	Water Supply and Drainage Tax - Recoverable - Industrial - Arrears		1050	0
4311915	Water Supply and Drainage Tax - Recoverable - Vacant Sites - Arrears		167077	289
4313003	WATER CHARGES RECOVERABLE - CURRENT		599262	617091
4313004	WATER CHARGES RECOVERABLE - ARREARS		696812	634883
4501001	Cash Account		0	0
4502001	Cheque Account		0	0
4502112	WS-RECEIPT-PAYMENT A/C. IOB-276501000005870		1615900.49	1522833.11
4502113	WS-DEPOSIT IOB A/C.NO.276501000005869		3978572.9	3285019
4502501	ONLINE COLLECTION -CITY UNION BANK-E.PAY		0	0
4601001	FESTIVAL ADVANCE		12500	14500
4606001	DEPOSITS - RECOVERABLE:		12300	12300
4702006	RECEIVABLE FROM GENERAL FUND		3220878	2449878
Total			37837767.39	35730847.11


INSPECTOR
LOCAL FUND AUDIT,
CUDDALORE - 1.

நெல்லிக்குப்பம் நகராட்சி
Nellikuppam Municipality

Trial Balance

Input Parameter : Financial Year : 2017-2018;Fund Name : Elementary Education Fund;From Date : 01/Apr/2017;To Date : 31/Mar/2018;

Printed Date :11-Jul-2018 17:09:01

S. No	Account Code	Account Head Name	Opening Balance		Actuals		Net Balance	
			Debit(₹)	Credit(₹)	Debit (₹)	Credit (₹)	Debit(₹)	Credit(₹)
1	1100601	<u>Education Tax - Residential</u>	0	0	118043.92	936688.77	0.0	818644.85
2	1100602	<u>Education Tax - Commercial</u>	0	0	17350	367572.11	0.0	350222.11
3	1100603	<u>Education Tax - Industrial</u>	0	0	0	941408.04	0.0	941408.04
4	1100604	<u>Education Tax - Vacant Sites</u>	0	0	0	76920	0.0	76920
5	1701001	<u>INTEREST ON INVESTMENTS / FIXED DEPOSITS</u>	0	0	0	172431	0.0	172431
6	1711001	<u>INTEREST FROM BANK</u>	0	0	0	51348	0.0	51348
7	2305109	<u>MAINTENANCE EXPENSES - SCHOOLS</u>	0	0	802094	0	802094	0.0
8	2407001	<u>BANK CHARGES</u>	0	0	53.1	0	53.1	0.0
9	2701001	<u>PROVISION FOR DOUBTFUL COLLECTION OF REVENUE ITEMS - TAXES</u>	0	0	6753	0	6753	0.0
10	2722001	<u>DEPRECIATION - BUILDINGS</u>	0	0	236244	0	236244	0.0
11	2723101	<u>DEPRECIATION - SEWERAGE AND DRAINAGE</u>	0	0	269	0	269	0.0
12	2723201	<u>DEPRECIATION - WATERWAYS</u>	0	0	5009	0	5009	0.0
13	2727001	<u>DEPRECIATION - FURNITURE, FIXTURES, FITTINGS AND ELECTRICAL APPLIANCES</u>	0	0	197843	0	197843	0.0
14	2801001	<u>Taxes</u>	0	0	1316905.98	1393277.67	0.0	76371.69
15	2804001	<u>PRIOR YEAR INCOME</u>	0	0	0	177855.31	0.0	177855.31
16	3109001	<u>ACCUMULATED SURPLUS / DEFICIT</u>	0	14481428.12	0	0	0.0	14481428.12

S. No	Account Code	Account Head Name	Opening Balance		Actuals		Net Balance	
			Debit(₹)	Credit(₹)	Debit (₹)	Credit (₹)	Debit(₹)	Credit(₹)
17	3122001	<u>Borrowing Redemption reserve (if no sinking fund is created)</u>	0	2065	0	0	0.0	2065
18	3203002	<u>GRANTS FROM THE GOVERNMENT</u>	0	911500	0	0	0.0	911500
19	3401001	<u>Tender Deposit - Contractors.</u>	0	0	16750	16750	0.0	0.0
20	3401002	<u>TENDER DEPOSIT- SUPPLIERS</u>	0	0	4800	4800	0.0	0.0
21	3401003	<u>SECURITY DEPOSIT - CONTRACTORS</u>	0	0	5260	5260	0.0	0.0
22	3501003	<u>ACCOUNTS PAYABLE - CONTRACTORS</u>	0	0	870313	870313	0.0	0.0
23	3501004	<u>ACCOUNTS PAYABLE - SUPPLIERS</u>	0	0	439740	439740	0.0	0.0
24	3501005	<u>ACCOUNTS PAYABLE EXPENSES</u>	0	0	0	0	0.0	0.0
25	3501008	<u>OTHERS PAYABLE</u>	0	0	0	0	0.0	0.0
26	3501101	<u>SALARIES & WAGES PAYABLE</u>	0	0	0	0	0.0	0.0
27	3502013	<u>INCOME TAX DEDUCTIONS - CONTRACTORS</u>	0	0	18944	18944	0.0	0.0
28	3502014	<u>OTHER RECOVERIES</u>	0	0	0	0	0.0	0.0
29	3502015	<u>VAT - PAYABLE</u>	0	0	36080	36080	0.0	0.0
30	3502025	<u>Manual Workers General Welfare Fund</u>	0	0	8750	8750	0.0	0.0
31	3504101	<u>ADVANCE COLLECTION OF PROPERTY TAX</u>	0	0	0	0	0.0	0.0
32	3603001	<u>PROVISION FOR DOUBTFUL COLLECTION OF REVENUE ITEMS</u>	0	38668	3459	6753	0.0	41962
33	4101001	<u>LAND -GROSS BLOCK</u>	174741	0	0	0	174741	0.0
34	4102001	<u>BUILDINGS - GROSS BLOCK</u>	6557658	0	206325	0	6763983	0.0
35	4103101	<u>STROM WATER DRAINS, OPEN DRAINS AND CULVERTS - GROSS BLOCK</u>	7298	0	0	0	7298	0.0
36	4103202	<u>GROUND WATER WELLS/ DEEP BORE WELLS - GROSS BLOCK</u>	111000	0	0	0	111000	0.0

S. No	Account Code	Account Head Name	Opening Balance		Actuals		Net Balance	
			Debit(₹)	Credit(₹)	Debit (₹)	Credit (₹)	Debit(₹)	Credit(₹)
37	4104001	<u>PLANT AND MACHINERIES - GROSS BLOCK</u>	0	0	478000	0	478000	0.0
38	4107001	<u>FURNITURE FIXTURES AND FITTINGS - GROSS BLOCK</u>	316846	0	0	0	316846	0.0
39	4107002	<u>ELECTRICAL INSTALLATIONS - LAMPS / TUBE LIGHT FITTINGS - GROSS BLOCK</u>	3868350	0	0	0	3868350	0.0
40	4112001	<u>BUILDINGS - ACCUMULATED DEPRECIATION</u>	0	1953322	0	236244	0.0	2189566
41	4113101	<u>STORM WATER DRAINS, OPEN DRAINS AND CULVERTS - ACCUMULATED DEPRECIATION</u>	0	5806	0	269	0.0	6075
42	4113202	<u>GROUND WATER WELLS/ DEEP BORE WELLS - ACCUMALTED DEPRECIATION</u>	0	15291	0	5009	0.0	20300
43	4117001	<u>FURNITURE, FIXTURES & FITTINGS - ACCUMULATED DEPRECIATIONS</u>	0	260463	0	14096	0.0	274559
44	4117002	<u>ELECTIRCAL INSTALLATIONS - LAMPS & TUBE LIGHTS FITTINGS - ACCUMULATED DEPRECIATION</u>	0	193418	0	183747	0.0	377165
45	4118001	<u>PUBLIC FOUNTAINS - ACCUMLATED DEPRECIATION</u>	0	5550	0	0	0.0	5550
46	4121001	<u>PROJECTS - IN - PROGRESS ACCOUNT</u>	2087330	0	120543	206325	2001548	0.0
47	4208001	<u>FIXED DEPOSIT</u>	2366154	0	172431	0	2538585	0.0
48	4311917	<u>Education Tax - Recoverable - Residential - Current</u>	0	0	902673.77	596542.92	306130.85	0.0
49	4311918	<u>Education Tax - Recoverable - Commercial - Current</u>	0	0	365647.11	289654	75993.11	0.0
50	4311919	<u>Education Tax - Recoverable - Industrial - Current</u>	0	0	1024912.04	1007017	17895.04	0.0

S. No	Account Code	Account Head Name	Opening Balance		Actuals		Net Balance	
			Debit(₹)	Credit(₹)	Debit (₹)	Credit (₹)	Debit(₹)	Credit(₹)
51	4311920	<u>Education Tax - Recoverable - Vacant Site - Current</u>	0	0	76920	51007	25913	0.0
52	4311921	<u>Education Tax - Recoverable - Residential - Arrears</u>	706556	0	888755	1315723	279588	0.0
53	4311922	<u>Education Tax - Recoverable - Commercial - Arrears</u>	0	0	391889	227604	164285	0.0
54	4311923	<u>Education Tax - Recoverable - Industrial - Arrears</u>	0	0	105317	100986	4331	0.0
55	4311924	<u>Education Tax - Recoverable - Vacant Sites - Arrears</u>	0	0	172838	76305	96533	0.0
56	4501001	<u>Cash Account</u>	0	0	982981	982981	0.0	0.0
57	4502104	<u>ELE.EDN-TREASURY</u>	135287.3	0	6100	0	141387.3	0.0
58	4502120	<u>E.E IOB BANK A/C.NO.276501000005868</u>	909109.82	0	2219098	1400690.1	1727517.72	0.0
59	4502501	<u>ONLINE COLLECTION -CITY UNION BANK-E.PAY</u>	0	0	1241	1241	0.0	0.0
60	4606001	<u>DEPOSITS - RECOVERABLE:</u>	9585	0	0	0	9585	0.0
61	4702001	<u>PAYABLE TO WATER SUPPLY AND DRINAGE FUND</u>	617596	0	0	0	617596	0.0
TOTAL			17867511.12	17867511.12	12209811.96	12209811.96	20536006.12	20536006.12

S. Prasad
INSPECTOR
LOCAL FUND AUDIT,
CUDDALORE - 1.

Nellikuppam Municipality
நெல்லிக்குப்பம் நகராட்சி
Income And Expenditure Statement

Input Parameter: Financial Year : 2017-2018;Fund Name : Elementary Education Fund;From Date : 01/Apr/2017;To Date :

Generated Date :24-Sep-2018 13:01

Code No	Description of items	Shedule No.	Current Year Amount(₹)	Previous Year Amount(₹)
Income				
110	Tax Revenue	<u>I-1</u>	2187195	0
170	Income from Investments	<u>I-7</u>	172431	0
171	Interest Earned	<u>I-8</u>	51348	0
Total			2410974	0
Expenditure				
230	Operations & Maintenance	<u>I-12</u>	802094	0
240	Interest & Finance Charges	<u>I-13</u>	53.1	0
270	Provisions and Write off	<u>I-16</u>	6753	0
272	Depreciation		439365	0
280	Prior Period Item	<u>I-18</u>	-254227	0
Total			994038.1	0
3109002-Gross Surplus of Income over Expenditure			-1416935.90	0

S. Prabhakaran
INSPECTOR
LOCAL FUND AUDIT,
CUDDALORE - 1.

Nellikuppam Municipality
நெல்லிக்குப்பம் நகராட்சி
Income And Expenditure Statement

Input Parameter: Financial Year : 2017-2018;Fund Name : Elementary Education Fund;From Date : 01/Apr/2017;To Date : 31/Mar/2018;

Generated Date :11-Jul-2018 17:22

Code No	Description of items	Current Year Amount	Previous Year Amount
Income			
1100601	Education Tax - Residential	818644.85	0
1100602	Education Tax - Commercial	350222.11	0
1100603	Education Tax - Industrial	941408.04	0
1100604	Education Tax - Vacant Sites	76920	0
1701001	INTEREST ON INVESTMENTS / FIXED DEPOSITS	172431	0
1711001	INTEREST FROM BANK	51348	0
Total		2410974	0
Expenditure			
2305109	MAINTENANCE EXPENSES - SCHOOLS	802094	0
2407001	BANK CHARGES	53.1	0
2701001	PROVISION FOR DOUBTFUL COLLECTION OF REVENUE ITEMS - TAXES	6753	0
2722001	DEPRECIATION - BUILDINGS	236244	0
2723101	DEPRECIATION - SEWERAGE AND DRAINAGE	269	0
2723201	DEPRECIATION - WATERWAYS	5009	0
2727001	DEPRECIATION - FURNITURE, FIXTURES, FITTINGS AND ELECTRICAL	197843	0
2801001	Taxes	-76371.69	0
2804001	PRIOR YEAR INCOME	-177855.31	0
Total		994038.1	0
3109002-Gross Surplus of Income over Expenditure		-1416935.90	0

S. Prabhakaran
INSPECTOR
LOCAL FUND AUDIT,
CUDDALORE - I.

நெல்லிக்குப்பம் நகராட்சி

Nellikuppam Municipality

Balance Sheet

Input Parameter : Financial Year : 2017-2018; Fund Name : Elementary Education Fund; From Date : 01/Apr/2017; To Date : 31/Mar/2018;

Printed Date : 16-Jul-2018 15:24:49

Code No	Description of items	Shedule No.	Current Year Amount(₹)	Previous Year Amount(₹)
Liabilities				
310	Municipal (General) Fund	<u>B-1</u>	15898364.02	-430850
312	Reserves	<u>B-3</u>	2065	0
320	Grants , Contribution for specific purposes	<u>B-4</u>	911500	0
340	Deposits Received	<u>B-7</u>	0	0
350	Other Liabilities	<u>B-9</u>	0	0
360	Provisions	<u>B-10</u>	41962	0
Total			16853891.02	-430850
Assets				
410	Fixed Assets	<u>B-11</u>	11720218	-459884
411	Accumulated Depreciation		-2873215	0
412	Capital Work - in - progress		2001548	0
420	Investments - General Fund	<u>B-12</u>	2538585	0
431	Sundry Debtors (Receivables)	<u>B-15</u>	970669	-499842
450	Cash and Bank balance	<u>B-17</u>	1868905.02	528876
460	Loans, Advances and Deposits	<u>B-18</u>	9585	0
470	Other Assets	<u>B-19</u>	617596	0
Total			16853891.02	-430850

S. Prabhakar
INSPECTOR
LOCAL FUND AUDIT,
CUDDALORE - I.

நெல்லிக்குப்பம் நகராட்சி
Nellikuppam Municipality

Balance Sheet


Input Parameter : Financial Year : 2017-2018;Fund Name : Elementary Education Fund;From Date : 01/Apr/2017;To Date : 31/Mar/2018;

Printed Date :11-Jul-2018 20:01:59

Code No	Description of items	Shedule No.	Current Year Amount(₹)	Previous Year Amount(₹)
Liabilities				
3101001	Municipal (General) Fund		1416935.9	-430850
3109001	ACCUMULATED SURPLUS / DEFICIT		14481428.12	0
3122001	Borrowing Redemption reserve (if no sinking fund is created)		2065	0
3203001	CONTRIBUTIONS FROM THE GOVERNMENT		0	0
3203002	GRANTS FROM THE GOVERNMENT		911500	0
3401001	Tender Deposit - Contractors.		0	0
3401002	TENDER DEPOSIT- SUPPLIERS		0	0
3401003	SECURITY DEPOSIT - CONTRACTORS		0	0
3501003	ACCOUNTS PAYABLE - CONTRACTORS		0	0
3501004	ACCOUNTS PAYABLE - SUPPLIERS		0	0
3501005	ACCOUNTS PAYABLE EXPENSES		0	0
3501008	OTHERS PAYABLE		0	0
3501101	SALARIES & WAGES PAYABLE		0	0
3501106	Other Payables		0	0
3502013	INCOME TAX DEDUCTIONS - CONTRACTORS		0	0
3502014	OTHER RECOVERIES		0	0
3502015	VAT - PAYABLE		0	0
3502025	Manual Workers General Welfare Fund		0	0
3504101	ADVANCE COLLECTION OF PROPERTY TAX		0	0
3603001	PROVISION FOR DOUBTFUL COLLECTION OF REVENUE ITEMS		41962	0
Total			16853891.02	-430850

Code No	Description of items	Shedule No.	Current Year Amount(₹)	Previous Year Amount(₹)
Assets				
4101001	LAND -GROSS BLOCK		174741	0
4102001	BUILDINGS - GROSS BLOCK		6763983	-242334
4103101	STROM WATER DRAINS, OPEN DRAINS AND CULVERTS - GROSS BLOCK		7298	-328
4103202	GROUND WATER WELLS/ DEEP BORE WELLS - GROSS BLOCK		111000	-5009
4104001	PLANT AND MACHINERIES - GROSS BLOCK		478000	0
4107001	FURNITURE FIXTURES AND FITTINGS - GROSS BLOCK		316846	-18795
4107002	ELECTRICAL INSTALLATIONS - LAMPS / TUBE LIGHT FITTINGS - GROSS BLOCK		3868350	-193418
4107003	ELECTRICAL INSTALLATIONS -OTHERS - GROSS BLOCK		0	0
4112001	BUILDINGS - ACCUMULATED DEPRECIATION		-2189566	0
4113101	STORM WATER DRAINS, OPEN DRAINS AND CULVERTS - ACCUMULATED DEPRECIATION		-6075	0
4113202	GROUND WATER WELLS/ DEEP BORE WELLS - ACCUMALTED DEPRECIATION		-20300	0
4117001	FURNITURE, FIXTURES & FITTINGS - ACCUMULATED DEPRECIATIONS		-274559	0
4117002	ELECTIRCAL INSTALLATIONS - LAMPS & TUBE LIGHTS FITTINGS - ACCUMULATED DEPRECIATION		-377165	0
4118001	PUBLIC FOUNTAINS - ACCUMLATED DEPRECIATION		-5550	0
4121001	PROJECTS - IN - PROGRESS ACCOUNT		2001548	0
4122001	PROJECTS - IN - PROGRESS ACCOUNT		0	0
4208001	FIXED DEPOSIT		2538585	0
4311917	Education Tax - Recoverable - Residential - Current		306130.85	-251521

Code No	Description of items	Shedule No.	Current Year Amount(₹)	Previous Year Amount(₹)
4311918	Education Tax - Recoverable - Commercial - Current		75993.11	-162380
4311919	Education Tax - Recoverable - Industrial - Current		17895.04	-6153
4311920	Education Tax - Recoverable - Vacant Site - Current		25913	-294
4311921	Education Tax - Recoverable - Residential - Arrears		279588	-44123
4311922	Education Tax - Recoverable - Commercial - Arrears		164285	-35305
4311923	Education Tax - Recoverable - Industrial - Arrears		4331	0
4311924	Education Tax - Recoverable - Vacant Sites - Arrears		96533	-66
4501001	Cash Account		0	0
4502104	ELE.EDN-TREASURY		141387.3	0
4502120	E.E IOB BANK A/C.NO.276501000005868		1727517.72	528876
4502501	ONLINE COLLECTION -CITY UNION BANK-E.PAY		0	0
4606001	DEPOSITS - RECOVERABLE:		9585	0
4702001	PAYABLE TO WATER SUPPLY AND DRINAGE FUND		617596	0
4702003	PAYABLE TO GENERAL FUND		0	0
Total			16853891.02	-430850


INSPECTOR
LOCAL FUND AUDIT,
CUDDALORE - I.