

# NELLIKUPPAM MUNICIPALITY

## 2019-2020

REVENUE FUND,  
WATER SUPPLY AND  
ELEMENTARY EDUCATION  
FUND

U.T.I.S – AUDITED ANNUAL  
ACCOUNTS

**NELLIKUPPAM MUNICIPALITY**

**2019-2020**

**REVENUE**

**FUND**

**AUDITED ANNUAL  
ACCOUNTS**

**நெல்லிக்குப்பம் நகராட்சி**  
**NELLIKUPPAM MUNICIPALITY**

**Trial Balance**

**Input Parameter** : Financial Year : 2019-2020;Fund Name : Revenue Fund;From Date : 01/Apr/2019;To Date : 31/Mar/2020;

**Printed Date :31-Mar-2020 18:32:34**

S.No	Account Code	Account Head Name	Opening Balance		Actuals		Net Balance	
			Debit(₹)	Credit(₹)	Debit (₹)	Credit (₹)	Debit(₹)	Credit(₹)
1	1100101	<u>PROPERTY TAX - RESIDENTIAL</u>	0	0	1348926.3	3740695.28	0.0	2391768.98
2	1100102	<u>PROPERTY TAX - COMMERCIAL</u>	0	0	816168.95	1909798.95	0.0	1093630
3	1100103	<u>Property Tax - Industrial</u>	0	0	1256067.1	4264878.05	0.0	3008810.95
4	1100104	<u>Property Tax - Vacant Sites</u>	0	0	0	496285.31	0.0	496285.31
5	1101001	<u>PROFESSIONAL TAX</u>	0	0	1250	3374985	0.0	3373735
6	1201001	<u>DUTY ON TRANSFER OF PROPERTY</u>	0	0	0	1198468	0.0	1198468
7	1201002	<u>ENTERTAINMENT TAX</u>	0	0	0	11030	0.0	11030
8	1301003	<u>MARKET FEES - DAILY MARKET</u>	0	0	0	123770	0.0	123770
9	1301006	<u>FEES FOR BAYS IN BUS STAND</u>	0	0	0	309688	0.0	309688
10	1301007	<u>CART STAND/ LORRY STAND/ TAXI STAND/ CYCLE STAND FEES</u>	0	0	0	48300	0.0	48300
11	1302001	<u>RENT ON BUILDINGS - STAFF QUARTERS</u>	0	0	0	49660	0.0	49660
12	1304001	<u>RENT ON LEASE OF LANDS</u>	0	0	0	1258834	0.0	1258834
13	1401001	<u>CONTRACTORS/SUPPLIERS/LICENSED SURVEYORS/PLUMBERS/OTHERS</u>	0	0	0	30845	0.0	30845
14	1401101	<u>D&amp;O Trade Licence Fees</u>	0	0	0	773958	0.0	773958
15	1401103	<u>BUILDING LICENCE FEES</u>	0	0	0	858006	0.0	858006
16	1401104	<u>Fees for Slaughter House</u>	0	0	0	126710	0.0	126710
17	1401301	<u>COPY APPLICATION FEES</u>	0	0	0	63706	0.0	63706
18	1401302	<u>BIRTH &amp; DEATH CERTIFICATE FEES</u>	0	0	0	31400	0.0	31400
19	1401303	<u>OTHER CERTIFICATE FEES</u>	0	0	0	13000	0.0	13000
20	1401403	<u>Other Development Charges</u>	0	0	0	352950	0.0	352950
21	1401405	<u>Unapproved layout - Development charges</u>	0	0	0	4664845	0.0	4664845
22	1401502	<u>Demolision Charges</u>	0	0	0	16450	0.0	16450
23	1402004	<u>OTHER PENALTIES</u>	0	0	0	90496	0.0	90496

S.No	Account Code	Account Head Name	Opening Balance		Actuals		Net Balance	
			Debit(₹)	Credit(₹)	Debit (₹)	Credit (₹)	Debit(₹)	Credit(₹)
24	1404002	<u>SURVEY FEES</u>	0	0	0	100140	0.0	100140
25	1404003	<u>INCOME FROM FAIRS &amp; FESTIVALS</u>	0	0	0	3600	0.0	3600
26	1404004	<u>Contractors/Suppliers/Licensed Surveyors/Plumbers/Others- Renewal Fees</u>	0	0	0	14300	0.0	14300
27	1405009	<u>OTHER USER CHARGES</u>	0	0	0	13000	0.0	13000
28	1405010	<u>SWM - USER CHARGES</u>	0	0	141210	2099700	0.0	1958490
29	1407020	<u>Other Service/Administrative Charges</u>	0	0	0	111329	0.0	111329
30	1408003	<u>Misc. Recoveries</u>	0	0	0	408391	0.0	408391
31	1501003	<u>Amma Unavagam-Sale Of Food</u>	0	0	0	487467	0.0	487467
32	1601003	<u>GRANTS FROM STATE GOVERNMENT</u>	0	0	0	114240	0.0	114240
33	1601004	<u>DEVOLUTION FUND (INCLUDING STATE FINANCE COMMISSION FUND)</u>	0	0	0	67990229	0.0	67990229
34	1601007	<u>GRANTS IN KIND</u>	0	0	0	3268732	0.0	3268732
35	1602001	<u>Re-imburement of expenses</u>	0	0	0	11325	0.0	11325
36	1603001	<u>SCHEME GRANTS</u>	0	0	0	13831174	0.0	13831174
37	1701001	<u>INTEREST ON INVESTMENTS / FIXED DEPOSITS</u>	0	0	0	3676936	0.0	3676936
38	1702001	<u>DIVIDEND ON SHARES</u>	0	0	0	5865	0.0	5865
39	1708001	<u>Others</u>	0	0	0	179500	0.0	179500
40	1711001	<u>INTEREST FROM BANK</u>	0	0	664	1974478	0.0	1973814
41	1801101	<u>DEPOSITS LAPSED</u>	0	0	0	1413256	0.0	1413256
42	1804001	<u>Recovery from Employees</u>	0	0	0	137166	0.0	137166
43	1808001	<u>OTHER INCOME</u>	0	0	0	1024181.5	0.0	1024181.5
44	1808003	<u>Other Income-Specific Purpose</u>	0	0	0	22505.5	0.0	22505.5
45	2101001	<u>PAY</u>	0	0	34867415	72800	34794615	0.0
46	2101002	<u>GRADE PAY</u>	0	0	0	0	0.0	0.0
47	2101004	<u>DEARNNESS ALLOWANCE</u>	0	0	5480168	12376	5467792	0.0
48	2101005	<u>HOUSE RENT ALLOWANCE</u>	0	0	894389	2200	892189	0.0
49	2101006	<u>CITY COMP. ALLOWANCE</u>	0	0	0	0	0.0	0.0
50	2101007	<u>MEDICAL ALLOWANCE</u>	0	0	322125	300	321825	0.0
51	2101008	<u>OTHER ALLOWANCE</u>	0	0	71612	0	71612	0.0

S.No	Account Code	Account Head Name	Opening Balance		Actuals		Net Balance	
			Debit(₹)	Credit(₹)	Debit (₹)	Credit (₹)	Debit(₹)	Credit(₹)
52	2101010	<u>WAGES - OTHERS</u>	0	0	575025	0	575025	0.0
53	2101011	<u>BONUS</u>	0	0	255000	0	255000	0.0
54	2102004	<u>SUPPLY OF UNIFORMS</u>	0	0	127216	0	127216	0.0
55	2102006	<u>TRAINING PROGRAMME EXPENSES</u>	0	0	88000	0	88000	0.0
56	2102010	<u>HEALTH INSURANCE LOCAL BODY CONTRIBUTION</u>	0	0	397141	0	397141	0.0
57	2102013	<u>SPECIAL PROVIDENT FUND CUM GRATUITY SCHEME</u>	0	0	30000	0	30000	0.0
58	2102014	<u>GROUP INSURANCE SCHEME - MANAGEMENT CONTRIBUTION</u>	0	0	451800	0	451800	0.0
59	2102015	<u>CPF MANAGEMENT CONTRIBUTION</u>	0	0	4441661	0	4441661	0.0
60	2102019	<u>CONVEYANCE ALLOWANCE</u>	0	0	447240	0	447240	0.0
61	2102020	<u>WASHING ALLOWANCE</u>	0	0	47591	0	47591	0.0
62	2102022	<u>Hill Allowance</u>	0	0	0	0	0.0	0.0
63	2103001	<u>PENSIONS</u>	0	0	20503375	0	20503375	0.0
64	2103002	<u>FAMILY PENSION</u>	0	0	1366296	0	1366296	0.0
65	2201001	<u>RENT FOR BUILDINGS</u>	0	0	43321	0	43321	0.0
66	2201004	<u>MOTOR VEHICLE TAX</u>	0	0	27062	0	27062	0.0
67	2201101	<u>ELECTRICITY CONSUMPTION CHARGES FOR OFFICE BUILDINGS</u>	0	0	640346	0	640346	0.0
68	2201201	<u>TELEPHONE CHARGES</u>	0	0	88994	0	88994	0.0
69	2201202	<u>INTERNET CHARGES</u>	0	0	72443	0	72443	0.0
70	2201203	<u>POSTAGE AND TELEGRAM AND FAX CHARGES</u>	0	0	7144	0	7144	0.0
71	2202101	<u>STATIONERY AND PRINTING</u>	0	0	788450	0	788450	0.0
72	2203001	<u>TRAVEL EXPENSES</u>	0	0	58075	0	58075	0.0
73	2204001	<u>VEHICLE INSURANCE</u>	0	0	197203	0	197203	0.0
74	2205001	<u>STATUTORY AUDIT FEES</u>	0	0	178660	89269	89391	0.0
75	2205104	<u>LEGAL &amp; ARBITRATION EXPENSES</u>	0	0	52500	0	52500	0.0
76	2205202	<u>ENGINEERING CONSULTANCY</u>	0	0	34574	0	34574	0.0
77	2205203	<u>OTHER PROFESSIONAL CHARGES</u>	0	0	225165	0	225165	0.0
78	2206001	<u>ADVERTISEMENT CHARGES</u>	0	0	377966	0	377966	0.0
79	2208001	<u>CASH AWARDS &amp; PRIZES</u>	0	0	17850	0	17850	0.0

S.No	Account Code	Account Head Name	Opening Balance		Actuals		Net Balance	
			Debit(₹)	Credit(₹)	Debit (₹)	Credit (₹)	Debit(₹)	Credit(₹)
80	2208003	<u>OTHER EXPENSE</u>	0	0	164980	0	164980	0.0
81	2301002	<u>POWER CHARGES FOR WATER HEAD WORKS / PUMPING STATIONS / BOOSTER STATIONS</u>	0	0	3731049	0	3731049	0.0
82	2301003	<u>POWER CHARGES FOR STREET LIGHTS</u>	0	0	2397963	0	2397963	0.0
83	2303002	<u>DIESEL</u>	0	0	1648348	0	1648348	0.0
84	2303005	<u>SANITARY MATERIALS</u>	0	0	914880	0	914880	0.0
85	2304002	<u>HIRE CHARGES FOR MACHINERIES/ EQUIPMENTS</u>	0	0	1381950	0	1381950	0.0
86	2304003	<u>HIRE CHARGES FOR VEHICLES</u>	0	0	20000	0	20000	0.0
87	2305005	<u>REPAIRS AND MAINTENANCE - STORM WATER DRAINS, OPEN DRAINS AND CULVERTS</u>	0	0	74000	0	74000	0.0
88	2305007	<u>MAINTENANCE EXPENSES FOR STREET LIGHTS</u>	0	0	1956992	0	1956992	0.0
89	2305101	<u>MAINTENANCE OF GARDENS / PARKS / SWIMMING POOLS</u>	0	0	85650	0	85650	0.0
90	2305104	<u>SANITARY / CONSERVANCY EXPENSES</u>	0	0	1510740	0	1510740	0.0
91	2305201	<u>OFFICE BUILDING - MAINTENANCE</u>	0	0	50000	0	50000	0.0
92	2305202	<u>REPAIRS AND MAINTENANCE - BUILDINGS</u>	0	0	1048000	0	1048000	0.0
93	2305301	<u>Light Vehicles - Maintenance</u>	0	0	874210.7	0	874210.7	0.0
94	2305302	<u>HEAVY VEHICLES - MAINTENANCE</u>	0	0	488022.3	0	488022.3	0.0
95	2305902	<u>REPAIRS AND MAINTENANCE - INSTRUMENTS , PLANT &amp; MACHINERY</u>	0	0	77728	0	77728	0.0
96	2305906	<u>REPAIRS AND MAINTENANCE - COMPUTERS</u>	0	0	140546	0	140546	0.0
97	2308009	<u>GARBAGE CLEARANCE</u>	0	0	7747135	0	7747135	0.0
98	2308010	<u>RUNNING OF SLAUGHTER HOUSES</u>	0	0	17600	0	17600	0.0
99	2308015	<u>TESTING &amp; INSPECTION CHARGES</u>	0	0	3260	0	3260	0.0
100	2308016	<u>LAPSED DEPOSIT REFUND</u>	0	0	347940	0	347940	0.0

S.No	Account Code	Account Head Name	Opening Balance		Actuals		Net Balance	
			Debit(₹)	Credit(₹)	Debit (₹)	Credit (₹)	Debit(₹)	Credit(₹)
101	2308019	<a href="#">AMMA UNAVAGAM</a>	0	0	1771226	0	1771226	0.0
102	2308020	<a href="#">FUNERAL RITES</a>	0	0	47500	2500	45000	0.0
103	2308021	<a href="#">Anti Filaria / Anti Malaria Operations</a>	0	0	378400	0	378400	0.0
104	2308023	<a href="#">IEC Expenses</a>	0	0	20000	0	20000	0.0
105	2407001	<a href="#">BANK CHARGES</a>	0	0	1539.32	0	1539.32	0.0
106	2501001	<a href="#">ELECTION EXPENSES</a>	0	0	371425	0	371425	0.0
107	2504001	<a href="#">Census Expenses</a>	0	0	102000	3600	98400	0.0
108	2602004	<a href="#">TNIUS</a>	0	0	20000	0	20000	0.0
109	2602006	<a href="#">MUNICIPAL CONTRIBUTION</a>	0	0	2362370	0	2362370	0.0
110	2603001	<a href="#">Subsidies</a>	0	0	12084000	8000	12076000	0.0
111	2701001	<a href="#">PROVISION FOR DOUBTFUL COLLECTION OF REVENUE ITEMS - TAXES</a>	0	0	241224	0	241224	0.0
112	2722001	<a href="#">DEPRECIATION - BUILDINGS</a>	0	0	5085203	0	5085203	0.0
113	2723001	<a href="#">DEPRECIATION - ROADS &amp; BRIDGES</a>	0	0	12032364	0	12032364	0.0
114	2723101	<a href="#">DEPRECIATION - SEWERAGE AND DRAINAGE</a>	0	0	1273134	0	1273134	0.0
115	2723201	<a href="#">DEPRECIATION - WATERWAYS</a>	0	0	131265	0	131265	0.0
116	2724001	<a href="#">DEPRECIATION - PLANT &amp; MACHINERY</a>	0	0	389554	0	389554	0.0
117	2725001	<a href="#">DEPRECIATION - VEHICLES</a>	0	0	1007633	0	1007633	0.0
118	2726001	<a href="#">DEPRECIATION - OFFICE &amp; OTHER EQUIPMENTS</a>	0	0	103378	0	103378	0.0
119	2727001	<a href="#">DEPRECIATION - FURNITURE, FIXTURES, FITTINGS AND ELECTRICAL APPLIANCES</a>	0	0	1179951	0	1179951	0.0
120	2728001	<a href="#">DEPRECIATION - OTHER FIXED ASSETS</a>	0	0	26803	0	26803	0.0
121	2801001	<a href="#">Taxes</a>	0	0	0	548068	0.0	548068
122	2804001	<a href="#">PRIOR YEAR INCOME</a>	0	0	0	3152094.71	0.0	3152094.71
123	2808001	<a href="#">PRIOR YEAR EXPENSES</a>	0	0	3782688.19	0	3782688.19	0.0
124	3109001	<a href="#">ACCUMULATED SURPLUS / DEFICIT</a>	60930427.55	0	0	0	60930427.55	0.0
125	3111001	<a href="#">CONTRIBUTION FROM MUNICIPAL FUND</a>	0	9317781	1500000	1500000	0.0	9317781

S.No	Account Code	Account Head Name	Opening Balance		Actuals		Net Balance	
			Debit(₹)	Credit(₹)	Debit (₹)	Credit (₹)	Debit(₹)	Credit(₹)
126	3121001	<u>CAPITAL CONTRIBUTION</u>	0	9941042	0	0	0.0	9941042
127	3121101	<u>CAPITAL RESERVE</u>	0	62737161	0	0	0.0	62737161
128	3122001	<u>Borrowing Redemption reserve (if no sinking fund is created)</u>	0	4135117	0	0	0.0	4135117
129	3201001	<u>Central Government</u>	0	24962767	0	2277000	0.0	27239767
130	3202002	<u>SCHEME GRANTS-SCHEME(COST CENTRE)CODE</u>	0	5586211	0	0	0.0	5586211
131	3203001	<u>CONTRIBUTIONS FROM THE GOVERNMENT</u>	0	346423156	0	1449000	0.0	347872156
132	3203002	<u>GRANTS FROM THE GOVERNMENT</u>	0	10595643	0	18440000	0.0	29035643
133	3206001	<u>GRANTS FOR SPECIFIC PURPOSE</u>	0	12540000	0	0	0.0	12540000
134	3208001	<u>Contributions From Private Parties</u>	0	336000	0	0	0.0	336000
135	3208003	<u>M.L.A.FUND</u>	0	3225000	0	0	0.0	3225000
136	3401001	<u>Tender Deposit - Contractors.</u>	0	4406826	2862708	3642547	0.0	5186665
137	3401002	<u>TENDER DEPOSIT- SUPPLIERS</u>	0	0	22923	22923	0.0	0.0
138	3401003	<u>SECURITY DEPOSIT - CONTRACTORS</u>	0	4472223	1937732	2409657	0.0	4944148
139	3402001	<u>Security Deposit - Lease</u>	0	1790122	239900	495596	0.0	2045818
140	3408003	<u>Building Development Fund - Deposit</u>	0	92500	0	0	0.0	92500
141	3501001	<u>POWER CHARGES - PAYABLE - STREET LIGHTS</u>	0	0	4711320	4711320	0.0	0.0
142	3501003	<u>ACCOUNTS PAYABLE - CONTRACTORS</u>	0	0	49716141	49716141	0.0	0.0
143	3501004	<u>ACCOUNTS PAYABLE - SUPPLIERS</u>	0	0	5842297	5842297	0.0	0.0
144	3501005	<u>ACCOUNTS PAYABLE EXPENSES</u>	0	0	10129249	10129249	0.0	0.0
145	3501008	<u>OTHERS PAYABLE</u>	0	26604629	43321	43321	0.0	26604629
146	3501011	<u>AUDIT FEES PAYABLE</u>	0	89269	178538	178660	0.0	89391
147	3501101	<u>SALARIES &amp; WAGES PAYABLE</u>	0	0	28520538	28520538	0.0	0.0
148	3501104	<u>GROUP INSURANCE SCHEME - MANAGEMENT CONTRIBUTION PAYABLE</u>	0	599115	599115	221430	0.0	221430
149	3501106	<u>Other Payables</u>	0	5310131.92	1253151	829840	0.0	4886820.92
150	3501201	<u>INTEREST PAYABLE</u>	0	621272	621272	0	0.0	0.0
151	3502001	<u>PROVIDENT FUND RECOVERIES</u>	0	0	3475886	3475886	0.0	0.0



S.No	Account Code	Account Head Name	Opening Balance		Actuals		Net Balance	
			Debit(₹)	Credit(₹)	Debit (₹)	Credit (₹)	Debit(₹)	Credit(₹)
152	3502002	<u>CO-OPERATIVE SOCIETY LOAN RECOVERIES</u>	0	0	9575944	9575944	0.0	0.0
153	3502005	<u>SPECIAL PROVIDENT FUND-CUM-GRATUITY SCHEME - RECOVERIES</u>	660	0	23290	23290	660	0.0
154	3502006	<u>F.B.F. / GROUP INSURANCE SCHEME RECOVERIES</u>	0	510	64650	64140	0.0	0.0
155	3502007	<u>EXTERNAL HOUSING RECOVERIES INCLUDING H.B.A. SANCTIONED BY THE C.M.A.</u>	0	0	103931	103931	0.0	0.0
156	3502009	<u>It Deduction</u>	0	0	494509	494509	0.0	0.0
157	3502010	<u>RECOVERIES TOWARDS LOANS FROM BANKS</u>	0	0	314534	314534	0.0	0.0
158	3502011	<u>COURT RECOVERIES</u>	0	0	0	0	0.0	0.0
159	3502012	<u>H.B.A.SPECIAL F.B.F. SUBSCRIPTION</u>	0	0	828806	828806	0.0	0.0
160	3502013	<u>INCOME TAX DEDUCTIONS - CONTRACTORS</u>	0	0	824113	824113	0.0	0.0
161	3502014	<u>OTHER RECOVERIES</u>	0	0	26500	21500	5000	0.0
162	3502017	<u>SERVICE TAX PAYABLE</u>	0	786848	512020	222402	0.0	497230
163	3502021	<u>CPF SUBSCRIPTION RECOVERIES</u>	0	0	3377182	3377182	0.0	0.0
164	3502023	<u>Health Fund Subscription</u>	0	49517	365520	185220	130783	0.0
165	3502025	<u>Manual Workers Genenal Welfare Fund</u>	0	0	254418	254418	0.0	0.0
166	3502026	<u>FLAG DAY FUND COLLECTION</u>	0	124806	42000	64850	0.0	147656
167	3502027	<u>Swachh Bharat Mission – IHHL</u>	0	0	328000	328000	0.0	0.0
168	3502031	<u>EPF Recoveries Payable</u>	0	108721	162816	54095	0.0	0.0
169	3502032	<u>CGST - PAYABLE</u>	0	0	272168	273833	0.0	1665
170	3502033	<u>SGST - PAYABLE</u>	0	0	272168	273833	0.0	1665
171	3502036	<u>Audit Objection - Recoveries payable</u>	0	0	0	0	0.0	0.0
172	3503001	<u>Recoveries - Payable to Other Municipalities</u>	0	0	8000	8000	0.0	0.0
173	3503002	<u>LIBRARY CESS - PAYABLES</u>	0	1021828	1546054	1322218	0.0	797992
174	3504101	<u>ADVANCE COLLECTION OF PROPERTY TAX</u>	0	0	0	269322	0.0	269322

S.No	Account Code	Account Head Name	Opening Balance		Actuals		Net Balance	
			Debit(₹)	Credit(₹)	Debit (₹)	Credit (₹)	Debit(₹)	Credit(₹)
175	3603001	<u>PROVISION FOR DOUBTFUL COLLECTION OF REVENUE ITEMS</u>	0	2446540	28659	241224	0.0	2659105
176	4101001	<u>LAND -GROSS BLOCK</u>	108471526	0	0	0	108471526	0.0
177	4102001	<u>BUILDINGS - GROSS BLOCK</u>	119078934	0	4560589	0	123639523	0.0
178	4103003	<u>ROADS &amp; PAVEMENTS - CONCRETE - GROSS BLOCK</u>	136460058	0	2565000	0	139025058	0.0
179	4103004	<u>ROADS &amp; PAVEMENTS - BLACK TOPPED - GROSS BLOCK</u>	123042204	0	1125000	0	124167204	0.0
180	4103005	<u>ROADS &amp; PAVEMENTS - OTHERS - GROSS BLOCK</u>	2899517	0	0	0	2899517	0.0
181	4103101	<u>STROM WATER DRAINS, OPEN DRAINS AND CULVERTS - GROSS BLOCK</u>	27357955	0	300000	0	27657955	0.0
182	4103102	<u>DRAINAGE AND SEWERAGE PIPES , CONDUITS, CHANNELS ETC. - GROSS BLOCK</u>	305250	0	0	0	305250	0.0
183	4103201	<u>WATER SUPPLY - HEAD WORKS, OHT ETC. AND WATER SUPPLY MAINS - GROSS BLOCK</u>	2469192	0	0	0	2469192	0.0
184	4103202	<u>GROUND WATER WELLS/ DEEP BORE WELLS - GROSS BLOCK</u>	4979408	0	500000	0	5479408	0.0
185	4104001	<u>PLANT AND MACHINERIES - GROSS BLOCK</u>	4699682	0	168896	0	4868578	0.0
186	4104002	<u>TOOLS &amp; PLANT - GROSS BLOCK</u>	3095277	0	0	0	3095277	0.0
187	4105001	<u>HEAVY VEHICLES - GROSS BLOCK</u>	7050374	0	0	0	7050374	0.0
188	4105002	<u>LIGHT VEHICLES - GROSS BLOCK</u>	2230152	0	0	0	2230152	0.0
189	4105003	<u>OTHER VEHICLES - GROSS BLOCK</u>	867533	0	2333500	0	3201033	0.0
190	4106001	<u>OFFICE EQUIPMENTS - GROSS BLOCK</u>	65940	0	0	0	65940	0.0
191	4106003	<u>Other equipments - GROSS BLOCK</u>	221709	0	0	0	221709	0.0
192	4107001	<u>FURNITURE FIXTURES AND FITTINGS - GROSS BLOCK</u>	5004238	0	247500	0	5251738	0.0
193	4107002	<u>ELECTRICAL INSTALLATIONS - LAMPS / TUBE LIGHT FITTINGS - GROSS BLOCK</u>	7055575	0	0	0	7055575	0.0

S.No	Account Code	Account Head Name	Opening Balance		Actuals		Net Balance	
			Debit(₹)	Credit(₹)	Debit (₹)	Credit (₹)	Debit(₹)	Credit(₹)
194	4107003	<u>ELECTRICAL INSTALLATIONS -OTHERS - GROSS BLOCK</u>	3875189	0	270430	0	4145619	0.0
195	4108001	<u>PUBLIC FOUNTAINS - GROSS BLOCK</u>	640000	0	0	0	640000	0.0
196	4108002	<u>Computers and Printers</u>	818040	0	0	0	818040	0.0
197	4112001	<u>BUILDINGS - ACCUMULATED DEPRECIATION</u>	0	30156952	0	5085203	0.0	35242155
198	4113002	<u>BRIDGES AND FLYOVERS - ACCUMULATED DEPRECIATION</u>	0	5164224	0	0	0.0	5164224
199	4113003	<u>ROADS &amp; PAVEMENTS - CONCRETE - ACCUMULATED DEPRECIATION</u>	0	115984196	0	8736882	0.0	124721078
200	4113004	<u>ROADS &amp; PAVEMENTS - BLACK TOPPED - ACCUMULATED DEPRECIATION</u>	0	96847531	0	3293614	0.0	100141145
201	4113005	<u>ROADS &amp; PAVEMENTS - OTHERS - ACCUMULATED DEPRECIATION</u>	0	2896404	0	1868	0.0	2898272
202	4113101	<u>STORM WATER DRAINS, OPEN DRAINS AND CULVERTS - ACCUMULATED DEPRECIATION</u>	0	16281174	0	1273134	0.0	17554308
203	4113201	<u>HEAD WORKS, OHT ETC. WATER SUPPLY MAINS - ACCUMALATED DEPRECAITION</u>	0	341388	0	33212	0.0	374600
204	4113202	<u>GROUND WATER WELLS/ DEEP BORE WELLS - ACCUMALTED DEPRECIATION</u>	0	527334	0	98053	0.0	625387
205	4114001	<u>PLANT &amp; MACHINERY - ACCUMULATED DEPRECIATION</u>	0	2084536	0	389554	0.0	2474090
206	4114003	<u>HAND PUMPS - INDIA MARK (II) - ACCUMULATED DEPRECIATION</u>	0	113819	0	0	0.0	113819
207	4115001	<u>HEAVY VEHICLES - ACCUMULATED DEPRECIATION</u>	0	8318720	0	355452	0.0	8674172
208	4115002	<u>LIGHT VEHICLES - ACCUMULATED DEPRECIATION</u>	0	1965793	0	649465	0.0	2615258
209	4115003	<u>OTHER VEHICLES - ACCUMULATED DEPRECIATION</u>	0	862101	0	2716	0.0	864817

S.No	Account Code	Account Head Name	Opening Balance		Actuals		Net Balance	
			Debit(₹)	Credit(₹)	Debit (₹)	Credit (₹)	Debit(₹)	Credit(₹)
210	4116003	<u>Other equipments - Accumulated Depreciation</u>	0	614301	0	103378	0.0	717679
211	4117001	<u>FURNITURE, FIXTURES &amp; FITTINGS - ACCUMULATED DEPRECIATIONS</u>	0	3490085	0	560937	0.0	4051022
212	4117002	<u>ELECTIRCAL INSTALLATIONS - LAMPS &amp; TUBE LIGHTS FITTINGS - ACCUMULATED DEPRECIATION</u>	0	6531825	0	186365	0.0	6718190
213	4117003	<u>ELECTIRCAL INSTALLATIONS - OTHERS - ACCUMULATED DEPRECIATION</u>	0	3144593	0	432649	0.0	3577242
214	4118001	<u>PUBLIC FOUNTAINS - ACCUMLATED DEPRECIATION</u>	0	103942	0	26803	0.0	130745
215	4121001	<u>PROJECTS - IN - PROGRESS ACCOUNT</u>	8007440	0	5479204	7368613	6118031	0.0
216	4122001	<u>PROJECTS - IN - PROGRESS ACCOUNT</u>	57683147	0	22513651	1952406	78244392	0.0
217	4208001	<u>FIXED DEPOSIT</u>	51257159.04	0	15676936	698732	66235363.04	0.0
218	4311001	<u>PROPERTY TAX - RECOVERABLE - RESIDENTIAL - CURRENT</u>	0	0	3740695.28	3079842.51	660852.77	0.0
219	4311002	<u>PROPERTY TAX - RECOVERABLE - COMMERCIAL - CURRENT</u>	0	0	1909798.95	1635663.02	274135.93	0.0
220	4311003	<u>Property Tax - Recoverable - Industrial - Current</u>	0	0	5228300.94	5191047.1	37253.84	0.0
221	4311004	<u>Property Tax - Recoverable - Vacant sites - Current</u>	0	0	496285.31	241212.66	255072.65	0.0
222	4311006	<u>Property Tax - Recoverable - Residential - Arrears</u>	2306587.44	0	167201.35	1509348.44	964440.35	0.0
223	4311007	<u>Property Tax - Recoverable - Commercial - Arrears</u>	1209604.01	0	219151.06	1049516.01	379239.06	0.0
224	4311008	<u>Property Tax - Recoverable - Industrial - Arrears</u>	230194.05	0	0	70239.17	159954.88	0.0
225	4311009	<u>Property Tax - Recoverable - Vacant sites - Arrears</u>	351319	0	965400.71	972642.93	344076.78	0.0
226	4311903	<u>PROFESSION TAX - RECOVERABLE - CURRENT</u>	0	0	3594247	3274527	319720	0.0

S.No	Account Code	Account Head Name	Opening Balance		Actuals		Net Balance	
			Debit(₹)	Credit(₹)	Debit (₹)	Credit (₹)	Debit(₹)	Credit(₹)
227	4311904	<a href="#">PROFESSION TAX - RECOVERABLE - ARREARS</a>	1578177	0	0	344017	1234160	0.0
228	4311907	<a href="#">Water Supply and Drainage Tax - Recoverable - Residential - Current</a>	0	0	104380	104380	0.0	0.0
229	4311908	<a href="#">Water Supply and Drainage Tax - Recoverable - Commercial - Current</a>	0	0	52319	52319	0.0	0.0
230	4311909	<a href="#">Water Supply and Drainage Tax - Recoverable - Industrial - Current</a>	0	0	2206033	2206033	0.0	0.0
231	4311910	<a href="#">Water Supply and Drainage Tax - Recoverable - Vacant Sites - Current</a>	0	0	68753	68753	0.0	0.0
232	4311912	<a href="#">Water Supply and Drainage Tax - Recoverable - Residential - Arrears</a>	0	0	38969	38969	0.0	0.0
233	4311913	<a href="#">Water Supply and Drainage Tax - Recoverable - Commercial - Arrears</a>	0	0	95287	95287	0.0	0.0
234	4311915	<a href="#">Water Supply and Drainage Tax - Recoverable - Vacant Sites - Arrears</a>	0	0	47240	47240	0.0	0.0
235	4311917	<a href="#">Education Tax - Recoverable - Residential - Current</a>	0	0	60311	60311	0.0	0.0
236	4311918	<a href="#">Education Tax - Recoverable - Commercial - Current</a>	0	0	30230	30230	0.0	0.0
237	4311919	<a href="#">Education Tax - Recoverable - Industrial - Current</a>	0	0	1274575	1274575	0.0	0.0
238	4311920	<a href="#">Education Tax - Recoverable - Vacant Sites - Current</a>	0	0	39710	39710	0.0	0.0
239	4311921	<a href="#">Education Tax - Recoverable - Residential - Arrears</a>	0	0	22516	22516	0.0	0.0
240	4311922	<a href="#">Education Tax - Recoverable - Commercial - Arrears</a>	0	0	55057	55057	0.0	0.0
241	4311924	<a href="#">Education Tax - Recoverable - Vacant Sites - Arrears</a>	0	0	27294	27294	0.0	0.0
242	4313002	<a href="#">LICENCE FEES AND OTHER FEES -</a>	0	0	0	142395	0.0	142395
243	4313007	<a href="#">SWM USER CHARGES RECOVERABLE - CURRENT</a>	0	0	2099700	1533209	566491	0.0

S.No	Account Code	Account Head Name	Opening Balance		Actuals		Net Balance	
			Debit(₹)	Credit(₹)	Debit (₹)	Credit (₹)	Debit(₹)	Credit(₹)
244	4313008	<a href="#">SWM USER CHARGES RECOVERABLE - ARREAR</a>	1448177	0	6565	895632	559110	0.0
245	4314001	<a href="#">LEASE AMOUNT - RECOVERABLE - CURRENT</a>	0	0	1867302	1697714	169588	0.0
246	4314002	<a href="#">LEASE AMOUNT - RECOVERABLE - ARREARS</a>	676015	0	0	145462	530553	0.0
247	4314037	<a href="#">MATERIALS COST RECOVERABLE A/C - CONTRACTORS</a>	0	2029428	0	0	0.0	2029428
248	4314040	<a href="#">Misc. Recovery</a>	0	0	0	16772	0.0	16772
249	4501001	<a href="#">Cash Account</a>	225064	0	17908419	18133483	0.0	0.0
250	4502001	<a href="#">Cheque Account</a>	0	0	12196313	12196313	0.0	0.0
251	4502101	<a href="#">RF-RECEIPT A/C. IOB-276501000005873</a>	2586306.36	0	24650935	26911985.52	325255.84	0.0
252	4502102	<a href="#">RF-PAYMENT A/C. IOB-276501000005872</a>	1941320.5	0	17401580	19023559.58	319340.92	0.0
253	4502103	<a href="#">RF-DEPOSIT A/C. IOB-276501000005871</a>	1554822.87	0	5986817.5	3042780.8	4498859.57	0.0
254	4502105	<a href="#">LOAN FUND -TREASURY</a>	42842.9	0	0	0	42842.9	0.0
255	4502106	<a href="#">M.G.F - TREASURY</a>	74520.9	0	1665	0	76185.9	0.0
256	4502107	<a href="#">LIB.CESS IOB BANK A/C.276501000005867</a>	1505281.73	0	1375473	1546124.8	1334629.93	0.0
257	4502108	<a href="#">SERVICE TAX IOB BANK A/C.276501000005866</a>	786406.1	0	250158	512090.8	524473.3	0.0
258	4502109	<a href="#">NATURAL CALAMATIES ULB IOB A/C.NO.276501000006213</a>	170783.1	0	32458	70.8	203170.3	0.0
259	4502110	<a href="#">OPEN DEFICATION IOB BANK A/C.NO.276501000006213</a>	100352.6	0	3557	35.4	103874.2	0.0
260	4502111	<a href="#">BUILDING DEVELOPMENT FUND -IB-BANK 720301157</a>	1889415	0	427877	0	2317292	0.0
261	4502117	<a href="#">THANE CYCLONE-IB-6011522670</a>	1919033	0	63329	1982362	0.0	0.0
262	4502118	<a href="#">S.F.C. FUND-SBI-10523894691</a>	14681196.35	0	76598862	82968445	8311613.35	0.0
263	4502121	<a href="#">OTHOTHER SCHEME(FLOOD DROUGHT)SBI 10523893959</a>	3292167.28	0	103466	0	3395633.28	0.0

S.No	Account Code	Account Head Name	Opening Balance		Actuals		Net Balance	
			Debit(₹)	Credit(₹)	Debit (₹)	Credit (₹)	Debit(₹)	Credit(₹)
264	4502122	<a href="#">M.L.A.FUND-SBI-10523894782</a>	1705450.34	0	53745	0	1759195.34	0.0
265	4502125	<a href="#">IUDM-SBI-32164316318</a>	1512947	0	47713	0	1560660	0.0
266	4502127	<a href="#">SRP WORKS -2010-11-SBI-31478868950</a>	266688	0	8973	312	275349	0.0
267	4502134	<a href="#">LAYOUT - REGULARISATION-</a>	11550422.2	0	4832298	12000070.8	4382649.4	0.0
268	4502138	<a href="#">C.S.R. FUND(LAYOUT) A/C. IOB-276501000006932</a>	95115.9	0	182115	100075.52	177155.38	0.0
269	4502141	<a href="#">SWM-USER CHARGES (IOB-276501000006641)</a>	1742283.1	0	1754120	2574140.8	922262.3	0.0
270	4502501	<a href="#">ONLINE COLLECTION -CITY UNION BANK-E.PAY</a>	6678	0	180587	187191	74	0.0
271	4502601	<a href="#">ONLINE COLLECTION - POS- CITY UNION BANK-E.PAY</a>	0	0	8024	8024	0.0	0.0
272	4504101	<a href="#">SJSRY,SPF,LCS,LPA,NRY,JSY,CPS&amp;ETC 30Nine0</a>	5310131.92	0	829840	1253151	4886820.92	0.0
273	4504120	<a href="#">M.P.FUND-IB-527673183</a>	287722	0	110366	0	398088	0.0
274	4504121	<a href="#">BRGF-SBI-30898169733</a>	195092	0	6418	0	201510	0.0
275	4504122	<a href="#">XII TH FIN. COMMISSION-SBI-30037514535</a>	13650005.18	0	23676870	23555365	13771510.18	0.0
276	4504201	<a href="#">SWACHH BHARAT MISSION SCHME-ICICI-101401001485</a>	9695310.5	0	16006699	22750000	2952009.5	0.0
277	4504203	<a href="#">SBM-SWM-ICICI-101401002072</a>	5844056	0	10890347	7311528	9422875	0.0
278	4601001	<a href="#">FESTIVAL ADVANCE</a>	303800	0	841000	656200	488600	0.0
279	4601002	<a href="#">EDUCATION ADVANCE</a>	0	0	0	0	0.0	0.0
280	4601003	<a href="#">TOUR ADVANCE</a>	2000	0	0	2000	0.0	0.0
281	4601007	<a href="#">MOTORCYCLE ADVANCE</a>	71095	0	0	13540	57555	0.0
282	4601012	<a href="#">Staff Advance</a>	12160	0	0	12160	0.0	0.0
283	4605004	<a href="#">IMMEDIATE RELIEF - ADVANCE</a>	30000	0	50000	25000	55000	0.0
284	4605010	<a href="#">Advance Recoverable Expenses</a>	0	0	30000	30000	0.0	0.0
285	4606001	<a href="#">DEPOSITS - RECOVERABLE:</a>	1536814	0	0	0	1536814	0.0
286	4702001	<a href="#">PAYABLE TO WATER SUPPLY AND DRINAGE FUND</a>	0	7567	1803194	1800000	0.0	4373
287	4702002	<a href="#">PAYABLE TO ELEMENTARY EDUCATION</a>	0	2063	1845	0	0.0	218

S.No	Account Code	Account Head Name	Opening Balance		Actuals		Net Balance	
			Debit(₹)	Credit(₹)	Debit (₹)	Credit (₹)	Debit(₹)	Credit(₹)
288	4702004	<u>RECEIVABLE FROM WATER SUPPLY FUND</u>	2835378	0	0	0	2835378	0.0
289	4702005	<u>RECEIVABLE FROM ELEMENTARY</u>	617596	0	0	0	617596	0.0
290	4703001	<u>Interest Control Payable</u>	0	0	2140550	2140550	0.0	0.0
291	4803001	<u>DEFERED REVENUE EXPENDITURE</u>	1385794	0	0	0	1385794	0.0
<b>Total</b>			<b>835792711.9</b>	<b>835792711.9</b>	<b>575525758.96</b>	<b>575525758.96</b>	<b>1000095453.87</b>	<b>1000095453.87</b>

*Sanjay*  
**INSPECTOR  
LOCAL FUND AUDIT,  
CUDDALORE - 1.**

*S. Srinivas*  
**COMMISSIONER, 31/8/2020  
NELLIKUPPAM MUNICIPALITY.**  
*V.P.*  
*31/8/2020*



**NELLIKUPPAM MUNICIPALITY**  
**நெல்லிக்குப்பம் நகராட்சி**  
**Income And Expenditure Statement**

**Input Parameter:** Financial Year : 2019-2020;Fund Name : Revenue Fund;From Date : 01/Apr/2019;To Date : 31/Mar/2020;

**Generated Date :31-Mar-2020 17:45**

Code No	Description of items	Shedule No.	Current Year Amount(₹)	Previous Year Amount(₹)
<b>Income</b>				
110	Tax Revenue	<a href="#">I-1</a>	10364230.24	0
120	Assigned Revenues & Compensations	<a href="#">I-2</a>	1209498	0
130	Rental Income from Municipal Properties	<a href="#">I-3</a>	1790252	0
140	Fees & User Charges	<a href="#">I-4</a>	9631616	0
150	Sale & Hire Charges	<a href="#">I-5</a>	487467	0
160	Revenue Grants, Contribution and Subsidies	<a href="#">I-6</a>	85215700	0
170	Income from Investments	<a href="#">I-7</a>	3862301	0
171	Interest Earned	<a href="#">I-8</a>	1973814	0
180	Other Income	<a href="#">I-9</a>	2597109	0
<b>Total</b>			<b>117131987.2</b>	<b>0</b>
<b>Expenditure</b>				
210	Establishment Expenses	<a href="#">I-10</a>	70278378	0
220	Administrative Expenses	<a href="#">I-11</a>	2885464	0
230	Operations & Maintenance	<a href="#">I-12</a>	26730640	0
240	Interest & Finance Charges	<a href="#">I-13</a>	1539.32	0
250	Programme Expenses	<a href="#">I-14</a>	469825	0
260	Grants, Contribution and Subsidies	<a href="#">I-15</a>	14458370	0
270	Provisions and Write off	<a href="#">I-16</a>	241224	0
272	Depreciation		21229285	0
280	Prior Period Item	<a href="#">I-18</a>	82525.48	0
<b>Total</b>			<b>136377250.8</b>	<b>0</b>
<b>3109002-Gross Deficit of Expenditure over Income</b>			<b>19245263.56</b>	<b>0</b>

**NELLIKUPPAM MUNICIPALITY**  
**நெல்லிக்குப்பம் நகராட்சி**  
**Income And Expenditure Statement**

**Input Parameter:** Financial Year : 2019-2020;Fund Name : Revenue Fund;From Date : 01/Apr/2019;To Date : 31/Mar/2020;

**Generated Date :31-Mar-2020 17:45**

Code No	Description of items	Current Year Amount	Previous Year Amount
<b>Income</b>			
1100101	PROPERTY TAX - RESIDENTIAL	2391768.98	0
1100102	PROPERTY TAX - COMMERCIAL	1093630	0
1100103	Property Tax - Industrial	3008810.95	0
1100104	Property Tax - Vacant Sites	496285.31	0
1101001	PROFESSIONAL TAX	3373735	0
1201001	DUTY ON TRANSFER OF PROPERTY	1198468	0
1201002	ENTERTAINMENT TAX	11030	0
1301003	MARKET FEES - DAILY MARKET	123770	0
1301006	FEES FOR BAYS IN BUS STAND	309688	0
1301007	CART STAND/ LORRY STAND/ TAXI STAND/ CYCLE STAND	48300	0
1302001	RENT ON BUILDINGS - STAFF QUARTERS	49660	0
1304001	RENT ON LEASE OF LANDS	1258834	0
1401001	CONTRACTORS/SUPPLIERS/LICENSED	30845	0
1401101	D&O Trade Licence Fees	773958	0
1401103	BUILDING LICENCE FEES	858006	0
1401104	Fees for Slaughter House	126710	0
1401301	COPY APPLICATION FEES	63706	0
1401302	BIRTH & DEATH CERTIFICATE FEES	31400	0
1401303	OTHER CERTIFICATE FEES	13000	0
1401403	Other Development Charges	352950	0
1401405	Unapproved Layout - Development charges	4664845	0
1401502	Demolision Charges	16450	0
1402004	OTHER PENALTIES	90496	0
1404002	SURVEY FEES	100140	0
1404003	INCOME FROM FAIRS & FESTIVALS	3600	0
1404004	Contractors/Suppliers/Licensed	14300	0
1405009	OTHER USER CHARGES	13000	0

Code No	Description of items	Current Year Amount	Previous Year Amount
1405010	SWM - USER CHARGES	1958490	0
1407020	Other Service/Administrative Charges	111329	0
1408003	Misc. Recoveries	408391	0
1501003	Amma Unavagam-Sale Of Food	487467	0
1601003	GRANTS FROM STATE GOVERNMENT	114240	0
1601004	DEVOLUTION FUND (INCLUDING STATE FINANCE	67990229	0
1601007	GRANTS IN KIND	3268732	0
1602001	Re-imburement of expenses	11325	0
1603001	SCHEME GRANTS	13831174	0
1701001	INTEREST ON INVESTMENTS / FIXED DEPOSITS	3676936	0
1702001	DIVIDEND ON SHARES	5865	0
1708001	Others	179500	0
1711001	INTEREST FROM BANK	1973814	0
1801101	DEPOSITS LAPSED	1413256	0
1804001	Recovery from Employees	137166	0
1808001	OTHER INCOME	1024181.5	0
1808003	Other Income-Specific Purpose	22505.5	0
<b>Total</b>		<b>117131987.2</b>	<b>0</b>
<b>Expenditure</b>			
2101001	PAY	34794615	0
2101002	GRADE PAY	0	0
2101004	DEARNESS ALLOWANCE	5467792	0
2101005	HOUSE RENT ALLOWANCE	892189	0
2101006	CITY COMP. ALLOWANCE	0	0
2101007	MEDICAL ALLOWANCE	321825	0
2101008	OTHER ALLOWANCE	71612	0
2101010	WAGES - OTHERS	575025	0
2101011	BONUS	255000	0
2102004	SUPPLY OF UNIFORMS	127216	0
2102006	TRAINING PROGRAMME EXPENSES	88000	0
2102010	HEALTH INSURANCE LOCAL BODY CONTRIBUTION	397141	0
2102013	SPECIAL PROVIDENT FUND CUM GRATUITY SCHEME	30000	0
2102014	GROUP INSURANCE SCHEME - MANAGEMENT	451800	0
2102015	CPF MANAGEMENT CONTRIBUTION	4441661	0
2102019	CONVEYANCE ALLOWANCE	447240	0

Code No	Description of items	Current Year Amount	Previous Year Amount
2102020	WASHING ALLOWANCE	47591	0
2102022	Hill Allowance	0	0
2103001	PENSIONS	20503375	0
2103002	FAMILY PENSION	1366296	0
2201001	RENT FOR BUILDINGS	43321	0
2201004	MOTOR VEHICLE TAX	27062	0
2201101	ELECTRICITY CONSUMPTION CHARGES FOR OFFICE	640346	0
2201201	TELEPHONE CHARGES	88994	0
2201202	INTERNET CHARGES	72443	0
2201203	POSTAGE AND TELEGRAM AND FAX CHARGES	7144	0
2202101	STATIONERY AND PRINTING	788450	0
2203001	TRAVEL EXPENSES	58075	0
2204001	VEHICLE INSURANCE	197203	0
2205001	STATUTORY AUDIT FEES	89391	0
2205104	LEGAL & ARBITRATION EXPENSES	52500	0
2205202	ENGINEERING CONSULTANCY	34574	0
2205203	OTHER PROFESSIONAL CHARGES	225165	0
2206001	ADVERTISEMENT CHARGES	377966	0
2208001	CASH AWARDS & PRIZES	17850	0
2208003	OTHER EXPENSE	164980	0
2301002	POWER CHARGES FOR WATER HEAD WORKS / PUMPING	3731049	0
2301003	POWER CHARGES FOR STREET LIGHTS	2397963	0
2303002	DIESEL	1648348	0
2303005	SANITARY MATERIALS	914880	0
2304002	HIRE CHARGES FOR MACHINERIES/ EQUIPMENTS	1381950	0
2304003	HIRE CHARGES FOR VEHICLES	20000	0
2305005	REPAIRS AND MAINTENANCE - STORM WATER DRAINS,	74000	0
2305007	MAINTENANCE EXPENSES FOR STREET LIGHTS	1956992	0
2305101	MAINTENANCE OF GARDENS / PARKS / SWIMMING POOLS	85650	0
2305104	SANITARY / CONSERVANCY EXPENSES	1510740	0
2305201	OFFICE BUILDING - MAINTENANCE	50000	0
2305202	REPAIRS AND MAINTENANCE - BUILDINGS	1048000	0
2305301	Light Vehicles - Maintenance	874210.7	0
2305302	HEAVY VEHICLES - MAINTENANCE	488022.3	0
2305902	REPAIRS AND MAINTENANCE - INSTRUMENTS , PLANT &	77728	0

Code No	Description of items	Current Year Amount	Previous Year Amount
2305906	REPAIRS AND MAINTENANCE - COMPUTERS	140546	0
2308009	GARBAGE CLEARANCE	7747135	0
2308010	RUNNING OF SLAUGHTER HOUSES	17600	0
2308015	TESTING & INSPECTION CHARGES	3260	0
2308016	LAPSED DEPOSIT REFUND	347940	0
2308019	AMMA UNAVAGAM	1771226	0
2308020	FUNERAL RITES	45000	0
2308021	Anti Filaria / Anti Malaria Operations	378400	0
2308023	IEC Expenses	20000	0
2407001	BANK CHARGES	1539.32	0
2501001	ELECTION EXPENSES	371425	0
2504001	Census Expenses	98400	0
2602004	TNIUS	20000	0
2602006	MUNICIPAL CONTRIBUTION	2362370	0
2603001	Subsidies	12076000	0
2701001	PROVISION FOR DOUBTFUL COLLECTION OF REVENUE	241224	0
2722001	DEPRECIATION - BUILDINGS	5085203	0
2723001	DEPRECIATION - ROADS & BRIDGES	12032364	0
2723101	DEPRECIATION - SEWERAGE AND DRAINAGE	1273134	0
2723201	DEPRECIATION - WATERWAYS	131265	0
2724001	DEPRECIATION - PLANT & MACHINERY	389554	0
2725001	DEPRECIATION - VEHICLES	1007633	0
2726001	DEPRECIATION - OFFICE & OTHER EQUIPMENTS	103378	0
2727001	DEPRECIATION - FURNITURE, FIXTURES, FITTINGS AND	1179951	0
2728001	DEPRECIATION - OTHER FIXED ASSETS	26803	0
2801001	Taxes	-548068	0
2804001	PRIOR YEAR INCOME	-3152094.71	0
2808001	PRIOR YEAR EXPENSES	3782688.19	0
	<b>Total</b>	<b>136377250.8</b>	<b>0</b>
	<b>3109002-Gross Deficit of Expenditure over Income</b>	<b>19245263.56</b>	<b>0</b>

  
**INSPECTOR**  
**LOCAL FUND AUDIT,**  
**CUDDALORE - 1.**

  
**COMMISSIONER, 31/8/2020**  
**NELLIKUPPAM MUNICIPALITY.**  


**நெல்லிக்குப்பம் நகராட்சி**  
**NELLIKUPPAM MUNICIPALITY**  
**Balance Sheet**

**Input Parameter** : Financial Year : 2019-2020;Fund Name : Revenue Fund;From Date : 01/Apr/2019;To Date : 31/Mar/2020;

**Printed Date :31-Mar-2020 17:04:52**

Code No	Description of items	Shedule No.	Current Year Amount(₹)	Previous Year Amount(₹)
<b>Liabilities</b>				
310	Municipal (General) Fund	<a href="#">B-1</a>	-80175691.11	-60930427.55
311	Earmarked Funds	<a href="#">B-2</a>	9317781	9317781
312	Reserves	<a href="#">B-3</a>	76813320	76813320
320	Grants , Contribution for specific purposes	<a href="#">B-4</a>	425834777	403668777
330	Secured Loans	<a href="#">B-5</a>	0	0
340	Deposits Received	<a href="#">B-7</a>	12269131	10761671
350	Other Liabilities	<a href="#">B-9</a>	33381357.92	35315986.92
360	Provisions	<a href="#">B-10</a>	2659105	2446540
<b>Total</b>			<b>480099780.8</b>	<b>477393648.4</b>
<b>Assets</b>				
410	Fixed Assets	<a href="#">B-11</a>	572758668	560687753
411	Accumulated Depreciation		-316658203	-295428918
412	Capital Work - in - progress		84362423	65690587
420	Investments - General Fund	<a href="#">B-12</a>	66235363.04	51257159.04
431	Sundry Debtors (Receivables)	<a href="#">B-15</a>	4266053.26	5770645.5
450	Cash and Bank balance	<a href="#">B-17</a>	62163330.51	82631414.83
460	Loans, Advances and Deposits	<a href="#">B-18</a>	2137969	1955869
461	Accumulated Provisions against Loans, Advances and Deposits		0	0
470	Other Assets	<a href="#">B-19</a>	3448383	3443344
480	Miscellaneous Expenditure to be written off	<a href="#">B-20</a>	1385794	1385794
<b>Total</b>			<b>480099780.8</b>	<b>477393648.4</b>

**நெல்லிக்குப்பம் நகராட்சி**  
**NELLIKUPPAM MUNICIPALITY**  
**Balance Sheet**

**Input Parameter** : Financial Year : 2019-2020;Fund Name : Revenue Fund;From Date : 01/Apr/2019;To Date : 31/Mar/2020;

**Printed Date :31-Mar-2020 17:03:49**

Code No	Description of items	Shedule No.	Current Year Amount(₹)	Previous Year Amount(₹)
<b>Liabilities</b>				
3109001	ACCUMULATED SURPLUS / DEFICIT		-80175691.11	-60930427.55
3111001	CONTRIBUTION FROM MUNICIPAL FUND		9317781	9317781
3121001	CAPITAL CONTRIBUTION		9941042	9941042
3121101	CAPITAL RESERVE		62737161	62737161
3122001	Borrowing Redemption reserve (if no sinking fund is created)		4135117	4135117
3201001	Central Government		27239767	24962767
3202002	SCHEME GRANTS-SCHEME(COST CENTRE)CODE		5586211	5586211
3203001	CONTRIBUTIONS FROM THE GOVERNMENT		347872156	346423156
3203002	GRANTS FROM THE GOVERNMENT		29035643	10595643
3206001	GRANTS FOR SPECIFIC PURPOSE		12540000	12540000
3208001	Contributions From Private Parties		336000	336000
3208003	M.L.A.FUND		3225000	3225000
3301001	LOANS FROM CENTRAL GOVERNMENT		0	0
3302001	LOANS FROM STATE GOVERNMENT		0	0
3303002	LOAN FROM TUFIDCO		0	0
3401001	Tender Deposit - Contractors.		5186665	4406826
3401002	TENDER DEPOSIT- SUPPLIERS		0	0
3401003	SECURITY DEPOSIT - CONTRACTORS		4944148	4472223
3401004	RETENTION AMOUNT		0	0
3402001	Security Deposit - Lease		2045818	1790122
3403001	SECURITY DEPOSIT - STAFF		0	0
3408001	DEPOSITS - OTHERS		0	0
3408003	Building Development Fund - Deposit		92500	92500
3501001	POWER CHARGES - PAYABLE - STREET LIGHTS		0	0
3501003	ACCOUNTS PAYABLE - CONTRACTORS		0	0

Code No	Description of items	Shedule No.	Current Year Amount(₹)	Previous Year Amount(₹)
3501004	ACCOUNTS PAYABLE - SUPPLIERS		0	0
3501005	ACCOUNTS PAYABLE EXPENSES		0	0
3501008	OTHERS PAYABLE		26604629	26604629
3501011	AUDIT FEES PAYABLE		89391	89269
3501101	SALARIES & WAGES PAYABLE		0	0
3501104	GROUP INSURANCE SCHEME - MANAGEMENT CONTRIBUTION PAYABLE		221430	599115
3501106	Other Payables		4886820.92	5310131.92
3501201	INTEREST PAYABLE		0	621272
3502001	PROVIDENT FUND RECOVERIES		0	0
3502002	CO-OPERATIVE SOCIETY LOAN RECOVERIES		0	0
3502005	SPECIAL PROVIDENT FUND-CUM- GRATUITY SCHEME - RECOVERIES		-660	-660
3502006	F.B.F. / GROUP INSURANCE SCHEME RECOVERIES		0	510
3502007	EXTERNAL HOUSING RECOVERIES INCLUDING H.B.A. SANCTIONED BY THE C.M.A.		0	0
3502009	It Deduction		0	0
3502010	RECOVERIES TOWARDS LOANS FROM BANKS		0	0
3502011	COURT RECOVERIES		0	0
3502012	H.B.A.SPECIAL F.B.F. SUBSCRIPTION		0	0
3502013	INCOME TAX DEDUCTIONS - CONTRACTORS		0	0
3502014	OTHER RECOVERIES		-5000	0
3502015	VAT - PAYABLE		0	0
3502017	SERVICE TAX PAYABLE		497230	786848
3502018	HANDLOOM ADVANCE RECOVERED - PAYABLE TO CO-OPTEX		0	0
3502021	CPF SUBSCRIPTION RECOVERIES		0	0
3502022	Contribution to CMDA/LPA Payable		0	0
3502023	Health Fund Subscription		-130783	49517
3502025	Manual Workers Genenral Welfare Fund		0	0
3502026	FLAG DAY FUND COLLECTION		147656	124806
3502027	Swachh Bharat Mission – IHHL		0	0
3502031	EPF Recoveries Payable		0	108721



Code No	Description of items	Shedule No.	Current Year Amount(₹)	Previous Year Amount(₹)
3502032	CGST - PAYABLE		1665	0
3502033	SGST - PAYABLE		1665	0
3502034	IGST - PAYABLE		0	0
3502036	Audit Objection - Recoveries payable		0	0
3503001	Recoveries - Payable to Other Municipalities		0	0
3503002	LIBRARY CESS - PAYABLES		797992	1021828
3504101	ADVANCE COLLECTION OF PROPERTY TAX		269322	0
3603001	PROVISION FOR DOUBTFUL COLLECTION OF REVENUE ITEMS		2659105	2446540
<b>Total</b>			<b>480099780.8</b>	<b>477393648.4</b>
<b>Assets</b>				
4101001	LAND -GROSS BLOCK		108471526	108471526
4102001	BUILDINGS - GROSS BLOCK		123639523	119078934
4103003	ROADS & PAVEMENTS - CONCRETE - GROSS BLOCK		139025058	136460058
4103004	ROADS & PAVEMENTS - BLACK TOPPED - GROSS BLOCK		124167204	123042204
4103005	ROADS & PAVEMENTS - OTHERS - GROSS BLOCK		2899517	2899517
4103101	STROM WATER DRAINS, OPEN DRAINS AND CULVERTS - GROSS BLOCK		27657955	27357955
4103102	DRAINAGE AND SEWERAGE PIPES , CONDUITS, CHANNELS ETC. - GROSS BLOCK		305250	305250
4103201	WATER SUPPLY - HEAD WORKS, OHT ETC. AND WATER SUPPLY MAINS - GROSS BLOCK		2469192	2469192
4103202	GROUND WATER WELLS/ DEEP BORE WELLS - GROSS BLOCK		5479408	4979408
4104001	PLANT AND MACHINERIES - GROSS BLOCK		4868578	4699682
4104002	TOOLS & PLANT - GROSS BLOCK		3095277	3095277
4105001	HEAVY VEHICLES - GROSS BLOCK		7050374	7050374
4105002	LIGHT VEHICLES - GROSS BLOCK		2230152	2230152
4105003	OTHER VEHICLES - GROSS BLOCK		3201033	867533
4106001	OFFICE EQUIPMENTS - GROSS BLOCK		65940	65940
4106003	Other equipments - GROSS BLOCK		221709	221709
4107001	FURNITURE FIXTURES AND FITTINGS - GROSS BLOCK		5251738	5004238


Code No	Description of items	Shedule No.	Current Year Amount(₹)	Previous Year Amount(₹)
4107002	ELECTRICAL INSTALLATIONS - LAMPS / TUBE LIGHT FITTINGS - GROSS BLOCK		7055575	7055575
4107003	ELECTRICAL INSTALLATIONS -OTHERS - GROSS BLOCK		4145619	3875189
4108001	PUBLIC FOUNTAINS - GROSS BLOCK		640000	640000
4108002	Computers and Printers		818040	818040
4112001	BUILDINGS - ACCUMULATED DEPRECIATION		-35242155	-30156952
4113002	BRIDGES AND FLYOVERS - ACCUMULATED DEPRECIATION		-5164224	-5164224
4113003	ROADS & PAVEMENTS - CONCRETE - ACCUMULATED DEPRECIATION		-124721078	-115984196
4113004	ROADS & PAVEMENTS - BLACK TOPPED - ACCUMULATED DEPRECIATION		-100141145	-96847531
4113005	ROADS & PAVEMENTS - OTHERS - ACCUMULATED DEPRECIATION		-2898272	-2896404
4113101	STORM WATER DRAINS, OPEN DRAINS AND CULVERTS - ACCUMULATED DEPRECIATION		-17554308	-16281174
4113201	HEAD WORKS, OHT ETC. WATER SUPPLY MAINS - ACCUMALATED DEPRECAITION		-374600	-341388
4113202	GROUND WATER WELLS/ DEEP BORE WELLS - ACCUMALTED DEPRECIATION		-625387	-527334
4114001	PLANT & MACHINERY - ACCUMULATED DEPRECIATION		-2474090	-2084536
4114003	HAND PUMPS - INDIA MARK (II) - ACCUMULATED DEPRECIATION		-113819	-113819
4115001	HEAVY VEHICLES - ACCUMULATED DEPRECIATION		-8674172	-8318720
4115002	LIGHT VEHICLES - ACCUMULATED DEPRECIATION		-2615258	-1965793
4115003	OTHER VEHICLES - ACCUMULATED DEPRECIATION		-864817	-862101
4116003	Other equipments - Accumulated Depreciation		-717679	-614301
4117001	FURNITURE, FIXTURES & FITTINGS - ACCUMULATED DEPRECIATIONS		-4051022	-3490085
4117002	ELECTIRCAL INSTALLATIONS - LAMPS & TUBE LIGHTS FITTINGS - ACCUMULATED DEPRECIATION		-6718190	-6531825

Code No	Description of items	Shedule No.	Current Year Amount(₹)	Previous Year Amount(₹)
4117003	ELECTIRCAL INSTALLATIONS - OTHERS - ACCUMULATED DEPRECIATION		-3577242	-3144593
4118001	PUBLIC FOUNTAINS - ACCUMLATED DEPRECIATION		-130745	-103942
4121001	PROJECTS - IN - PROGRESS ACCOUNT		6118031	8007440
4122001	PROJECTS - IN - PROGRESS ACCOUNT		78244392	57683147
4208001	FIXED DEPOSIT		66235363.04	51257159.04
4311001	PROPERTY TAX - RECOVERABLE - RESIDENTIAL - CURRENT		660852.77	1345992.6
4311002	PROPERTY TAX - RECOVERABLE - COMMERCIAL - CURRENT		274135.93	872363.55
4311003	Property Tax - Recoverable - Industrial - Current		37253.84	78389.37
4311004	Property Tax - Recoverable - Vacant sites - Current		255072.65	110520
4311006	Property Tax - Recoverable - Residential - Arrears		964440.35	960594.84
4311007	Property Tax - Recoverable - Commercial - Arrears		379239.06	337240.46
4311008	Property Tax - Recoverable - Industrial - Arrears		159954.88	151804.68
4311009	Property Tax - Recoverable - Vacant sites - Arrears		344076.78	240799
4311903	PROFESSION TAX - RECOVERABLE - CURRENT		319720	377464
4311904	PROFESSION TAX - RECOVERABLE - ARREARS		1234160	1200713
4311907	Water Supply and Drainage Tax - Recoverable - Residential - Current		0	0
4311908	Water Supply and Drainage Tax - Recoverable - Commercial - Current		0	0
4311909	Water Supply and Drainage Tax - Recoverable - Industrial - Current		0	0
4311910	Water Supply and Drainage Tax - Recoverable - Vacant Sites - Current		0	0
4311912	Water Supply and Drainage Tax - Recoverable - Residential - Arrears		0	0
4311913	Water Supply and Drainage Tax - Recoverable - Commercial - Arrears		0	0
4311914	Water Supply and Drainage Tax - Recoverable - Industrial - Arrears		0	0

Code No	Description of items	Shedule No.	Current Year Amount(₹)	Previous Year Amount(₹)
4311915	Water Supply and Drainage Tax - Recoverable - Vacant Sites - Arrears		0	0
4311917	Education Tax - Recoverable - Residential - Current		0	0
4311918	Education Tax - Recoverable - Commercial - Current		0	0
4311919	Education Tax - Recoverable - Industrial - Current		0	0
4311920	Education Tax - Recoverable - Vacant Sites - Current		0	0
4311921	Education Tax - Recoverable - Residential - Arrears		0	0
4311922	Education Tax - Recoverable - Commercial - Arrears		0	0
4311923	Education Tax - Recoverable - Industrial - Arrears		0	0
4311924	Education Tax - Recoverable - Vacant Sites - Arrears		0	0
4313002	LICENCE FEES AND OTHER FEES - RECOVERABLE - ARREARS		-142395	0
4313007	SWM USER CHARGES RECOVERABLE - CURRENT		566491	1017077
4313008	SWM USER CHARGES RECOVERABLE - ARREAR		559110	431100
4314001	LEASE AMOUNT - RECOVERABLE - CURRENT		169588	94903
4314002	LEASE AMOUNT - RECOVERABLE - ARREARS		530553	581112
4314036	INTEREST ON STAFF ADVANCES - RECOVERABLE ACCOUNT		0	0
4314037	MATERIALS COST RECOVERABLE A/C - CONTRACTORS		-2029428	-2029428
4314040	Misc. Recovery		-16772	0
4315001	SPECIFIC GRANT - RECEIVABLE		0	0
4501001	Cash Account		0	225064
4502001	Cheque Account		0	0
4502101	RF-RECEIPT A/C. IOB-276501000005873		325255.84	2586306.36
4502102	RF-PAYMENT A/C. IOB-276501000005872		319340.92	1941320.5
4502103	RF-DEPOSIT A/C. IOB-276501000005871		4498859.57	1554822.87
4502105	LOAN FUND -TREASURY		42842.9	42842.9

Code No	Description of items	Shedule No.	Current Year Amount(₹)	Previous Year Amount(₹)
4502106	M.G.F - TREASURY		76185.9	74520.9
4502107	LIB.CESS IOB BANK A/C.276501000005867		1334629.93	1505281.73
4502108	SERVICE TAX IOB BANK A/C.276501000005866		524473.3	786406.1
4502109	NATURAL CALAMATIES ULB IOB A/C.NO.276501000006213		203170.3	170783.1
4502110	OPEN DEFICATION IOB BANK A/C.NO.276501000006213		103874.2	100352.6
4502111	BUILDING DEVELOPMENT FUND -IB-BANK 720301157		2317292	1889415
4502117	THANE CYCLONE-IB-6011522670		0	1919033
4502118	S.F.C. FUND-SBI-10523894691		8311613.35	14681196.35
4502121	OTHOTHER SCHEME(FLOOD DROUGHT)SBI 10523893959		3395633.28	3292167.28
4502122	M.L.A.FUND-SBI-10523894782		1759195.34	1705450.34
4502125	IUDM-SBI-32164316318		1560660	1512947
4502127	SRP WORKS -2010-11-SBI-31478868950		275349	266688
4502129	SPL.PF A/C -SBI-10523894501		0	0
4502134	LAYOUT - REGULARISATION-276501000006834		4382649.4	11550422.2
4502137	276501000006624-G.S.T		0	0
4502138	C.S.R. FUND(LAYOUT) A/C. IOB-276501000006932		177155.38	95115.9
4502141	SWM-USER CHARGES (IOB-276501000006641)		922262.3	1742283.1
4502501	ONLINE COLLECTION -CITY UNION BANK-E.PAY		74	6678
4502601	ONLINE COLLECTION - POS- CITY UNION BANK-E.PAY		0	0
4504101	SJSRY,SPF,LCS,LPA,NRY,JSY,CPS&ETC 30Nine0		4886820.92	5310131.92
4504120	M.P.FUND-IB-527673183		398088	287722
4504121	BRGF-SBI-30898169733		201510	195092
4504122	XII TH FIN. COMMISSION-SBI-30037514535		13771510.18	13650005.18
4504201	SWACHH BHARAT MISSION SCHME-ICICI-101401001485		2952009.5	9695310.5
4504203	SBM-SWM-ICICI-101401002072		9422875	5844056
4601001	FESTIVAL ADVANCE		488600	303800
4601002	EDUCATION ADVANCE		0	0

Code No	Description of items	Shedule No.	Current Year Amount(₹)	Previous Year Amount(₹)
4601003	TOUR ADVANCE		0	2000
4601007	MOTORCYCLE ADVANCE		57555	71095
4601012	Staff Advance		0	12160
4605004	IMMEDIATE RELIEF - ADVANCE		55000	30000
4605010	Advance Recoverable Expenses		0	0
4605011	GENERAL IMPREST ACCOUNT		0	0
4606001	DEPOSITS - RECOVERABLE:		1536814	1536814
4612001	Advance		0	0
4702001	PAYABLE TO WATER SUPPLY AND DRINAGE FUND		-4373	-7567
4702002	PAYABLE TO ELEMENTARY EDUCATION FUND		-218	-2063
4702004	RECEIVABLE FROM WATER SUPPLY FUND		2835378	2835378
4702005	RECEIVABLE FROM ELEMENTARY EDUCATION FUND		617596	617596
4703001	Interest Control Payable		0	0
4803001	DEFERED REVENUE EXPENDITURE		1385794	1385794
<b>Total</b>			<b>480099780.8</b>	<b>477393648.4</b>

  
**INSPECTOR**  
**LOCAL FUND AUDIT,**  
**CUDDALORE - 1.**

  
**COMMISSIONER, 31/8/2020**  
**NELLIKUPPAM MUNICIPALITY.**  




SL. NO.	DETAILS	DEMAND					COLLECTION			Balance				
		A/c. Code No.	Arrear (As per DCB)	A/c. Code No.	Current (As per DCB)	TOTAL	Arrear	Current	TOTAL	A/c. Code No.	Arrear	A/c. Code No.	Current	TOTAL
1	Excess Water charges	<b>4313004</b>	1340860.00	<b>1405004</b>	1970460.00	3311320.00	758136.00	1675629.00	2433765.00	<b>4313004</b>	582724.00	4313003	294831.00	877555.00
			<b>1340860.00</b>		<b>1970460.00</b>	<b>3311320.00</b>	758136.00	<b>1675629.00</b>	<b>2433765.00</b>					<b>877555.00</b>
2	D&O	<b>4313002</b>	142395.00	<b>1401101</b>	773958.00	<b>916353.00</b>	142395.00	773958.00	916353.00		0.00		0.00	0.00
3	PFA		0.00		0.00	0.00	0.00	0.00	0.00					0.00
	<b>Total</b>		<b>142395.00</b>		<b>773958.00</b>	<b>142395.00</b>	<b>142395.00</b>	<b>773958.00</b>	<b>916353.00</b>		<b>0.00</b>		<b>0.00</b>	<b>0.00</b>
<b>V</b>	<b>Lease items</b>													
	Market fees (1022)		0.00	<b>1301003</b>	123770.00	<b>123770.00</b>	0.00	123770.00	<b>123770.00</b>		0.00		0.00	0.00
	New Bus-stand (1026)		226133.00	<b>1301006</b>	309688.00	<b>535821.00</b>	0.00	309688.00	<b>309688.00</b>		226133.00		0.00	226133.00
	Slaughter House (1027)		0.00	<b>1401104</b>	126710.00	<b>126710.00</b>	0.00	126710.00	<b>126710.00</b>		0.00		0.00	0.00
	Pay & Use Latrine(1039)		36697.00	<b>1308005</b>	0.00	<b>36697.00</b>	0.00	0.00	<b>0.00</b>		36697.00		0.00	36697.00
	Rent of lands (1033)	<b>4314002</b>	376758.00	<b>1304001</b>	1258834.00	<b>1635592.00</b>	144035.00	1091546.00	<b>1235581.00</b>	<b>4314002</b>	232723.00	<b>4314001</b>	167288.00	400011.00
	Avenue Receipts(1042)		0.00	<b>1301008</b>	0.00	<b>0.00</b>	0.00	0.00	<b>0.00</b>		0.00		0.00	0.00
	Community Hall Rent (1037)		0.00	<b>1301002</b>	0.00	<b>0.00</b>	0.00	0.00	<b>0.00</b>		0.00		0.00	0.00
	Cycle Stand (1028)		35000.00	<b>1301007</b>	48300.00	<b>83300.00</b>	0.00	46000.00	<b>46000.00</b>		35000.00		2300.00	37300.00
	Fairs & Festival (1035)		0.00	<b>1404003</b>	3600.00	<b>3600.00</b>	0.00	3600.00	<b>3600.00</b>		0.00		0.00	0.00
	<b>Non Tax Total</b>		<b>674588.00</b>		<b>1870902.00</b>	<b>2545490.00</b>	<b>144035.00</b>	<b>1701314.00</b>	<b>1845349.00</b>		<b>530553.00</b>		<b>169588.00</b>	<b>700141.00</b>
	<b>Grand Non Tax Total</b>		<b>2157843.00</b>		<b>4615320.00</b>	<b>5999205.00</b>	<b>1044566.00</b>	<b>4150901.00</b>	<b>5195467.00</b>		<b>530553.00</b>		<b>169588.00</b>	<b>1577696.00</b>
	<b>GRAND TOTAL</b>		<b>12209353.50</b>		<b>24214957.00</b>	<b>35650352.50</b>	<b>5524255.99</b>	<b>20382561.00</b>	<b>25906816.99</b>		<b>6102373.51</b>		<b>3537564.01</b>	<b>10517493.52</b>



**NELLIKUPPAM MUNICIPALITY  
LOAN STATEMENT FOR THE YEAR 2019-20**

S. No	Details of Loan	Account Code No	G.O. No.	Loan Sanction Date	Amount of Loan Sanction	Rate of Int.	Loan Balance as on 31.3.18	Current Year Due				Details of Repayment				Balance of Loan 31.03.19
								Prin.	Int.	P. Int.	Total	Prin.	Int.	P. Int.	Total	
1	2		3	4	5	6	7	8	9	10	11	12	13	14	15	16
NIL																

*Santhosh*  
**INSPECTOR  
LOCAL FUND AUDIT,  
CUDDALORE - 1.**

*S. Srinivasan*  
**COMMISSIONER, 31/8/2020  
NELLIKUPPAM MUNICIPALITY.**  
*V. P.*  
*31/8/2020*

**NELLIKUPPAM MUNICIPALITY**

**2019-2020**

**WATER SUPPLY &  
DRAINAGE FUND**

**AUDITED ANNUAL  
ACCOUNTS**

# நெல்லிக்குப்பம் நகராட்சி

## NELLIKUPPAM MUNICIPALITY

### Trial Balance

**Input Parameter :** Financial Year : 2019-2020; Fund Name : Water Supply and Drainage Fund; From Date : 01/Apr/2019; To Date : 31/Mar/2020;

**Printed Date :31-Mar-2020 17:33:30**

S.No	Account Code	Account Head Name	Opening Balance		Actuals		Net Balance	
			Debit(₹)	Credit(₹)	Debit (₹)	Credit (₹)	Debit(₹)	Credit(₹)
1	1100201	<a href="#">Water Supply and Drainage Tax - Residential</a>	0	0	758603.1	2103667.1	0.0	1345064
2	1100202	<a href="#">Water Supply and Drainage Tax - Commercial</a>	0	0	458987.15	1074014.15	0.0	615027
3	1100203	<a href="#">Water Supply and Drainage Tax - Industrial</a>	0	0	706376.38	2398448.8	0.0	1692072.42
4	1100204	<a href="#">Water Supply and Drainage Tax - Vacant Sites</a>	0	0	0	279095.15	0.0	279095.15
5	1302001	<a href="#">RENT ON BUILDINGS - STAFF QUARTERS</a>	0	0	0	0	0.0	0.0
6	1405004	<a href="#">METERED/ TAP RATE WATER CHARGES</a>	0	0	0	1970870	0.0	1970870
7	1407001	<a href="#">Road Cutting Restoration Charge</a>	0	0	0	4508	0.0	4508
8	1407002	<a href="#">Initial Amount for New Water Supply Connections</a>	0	0	0	233740	0.0	233740
9	1407014	<a href="#">Water Supply Inspection Charges</a>	0	0	0	1720	0.0	1720
10	1407020	<a href="#">Other Service/Administrative Charges</a>	0	0	0	4350	0.0	4350
11	1408003	<a href="#">Misc. Recoveries</a>	0	0	0	232200	0.0	232200
12	1601002	<a href="#">GRANT FOR NATURAL CALAMITIES</a>	0	0	0	1800000	0.0	1800000
13	1701001	<a href="#">INTEREST ON INVESTMENTS / FIXED DEPOSITS</a>	0	0	0	1030848	0.0	1030848
14	1711001	<a href="#">INTEREST FROM BANK</a>	0	0	0	201189	0.0	201189
15	1808001	<a href="#">OTHER INCOME</a>	0	0	0	9000	0.0	9000
16	2101001	<a href="#">PAY</a>	0	0	1742587	0	1742587	0.0
17	2101002	<a href="#">GRADE PAY</a>	0	0	0	0	0.0	0.0
18	2101004	<a href="#">DEARNESS ALLOWANCE</a>	0	0	274735	0	274735	0.0
19	2101005	<a href="#">HOUSE RENT ALLOWANCE</a>	0	0	61661	0	61661	0.0
20	2101006	<a href="#">CITY COMP. ALLOWANCE</a>	0	0	0	0	0.0	0.0

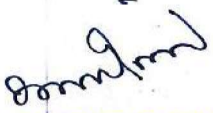
S.No	Account Code	Account Head Name	Opening Balance		Actuals		Net Balance	
			Debit(₹)	Credit(₹)	Debit (₹)	Credit (₹)	Debit(₹)	Credit(₹)
21	2101007	<u>MEDICAL ALLOWANCE</u>	0	0	21326	0	21326	0.0
22	2101008	<u>OTHER ALLOWANCE</u>	0	0	0	0	0.0	0.0
23	2101011	<u>BONUS</u>	0	0	18000	0	18000	0.0
24	2102010	<u>HEALTH INSURANCE LOCAL BODY CONTRIBUTION</u>	0	0	2268	0	2268	0.0
25	2102014	<u>GROUP INSURANCE SCHEME - MANAGEMENT CONTRIBUTION</u>	0	0	2268	0	2268	0.0
26	2102015	<u>CPF MANAGEMENT CONTRIBUTION</u>	0	0	197375	0	197375	0.0
27	2102019	<u>CONVEYANCE ALLOWANCE</u>	0	0	117715	0	117715	0.0
28	2102020	<u>WASHING ALLOWANCE</u>	0	0	0	0	0.0	0.0
29	2205202	<u>ENGINEERING CONSULTANCY</u>	0	0	80000	0	80000	0.0
30	2205203	<u>OTHER PROFESSIONAL CHARGES</u>	0	0	89400	0	89400	0.0
31	2208003	<u>OTHER EXPENSE</u>	0	0	11430	0	11430	0.0
32	2301002	<u>POWER CHARGES FOR WATER HEAD WORKS / PUMPING STATIONS / BOOSTER STATIONS</u>	0	0	1585048	0	1585048	0.0
33	2305009	<u>MAINTENANCE EXPENSES - WATER SUPPLY</u>	0	0	2493564	0	2493564	0.0
34	2305902	<u>REPAIRS AND MAINTENANCE - INSTRUMENTS , PLANT &amp; MACHINERY</u>	0	0	355526	0	355526	0.0
35	2407001	<u>BANK CHARGES</u>	0	0	557.56	0	557.56	0.0
36	2701001	<u>PROVISION FOR DOUBTFUL COLLECTION OF REVENUE ITEMS - TAXES</u>	0	0	294831	0	294831	0.0
37	2722001	<u>DEPRECIATION - BUILDINGS</u>	0	0	324507	0	324507	0.0
38	2723201	<u>DEPRECIATION - WATERWAYS</u>	0	0	250802	0	250802	0.0
39	2724001	<u>DEPRECIATION - PLANT &amp; MACHINERY</u>	0	0	447186	0	447186	0.0
40	2727001	<u>DEPRECIATION - FURNITURE, FIXTURES, FITTINGS AND ELECTRICAL APPLIANCES</u>	0	0	6552	0	6552	0.0
41	2801001	<u>Taxes</u>	0	0	0	308262	0.0	308262
42	2804001	<u>PRIOR YEAR INCOME</u>	0	0	0	1351277.12	0.0	1351277.12
43	2808001	<u>PRIOR YEAR EXPENSES</u>	0	0	639339.45	0	639339.45	0.0

S.No	Account Code	Account Head Name	Opening Balance		Actuals		Net Balance	
			Debit(₹)	Credit(₹)	Debit (₹)	Credit (₹)	Debit(₹)	Credit(₹)
44	3109001	<u>ACCUMULATED SURPLUS / DEFICIT</u>	0	33181075.38	0	0	0.0	33181075.38
45	3121001	<u>CAPITAL CONTRIBUTION</u>	0	860199	0	0	0.0	860199
46	3203001	<u>CONTRIBUTIONS FROM THE GOVERNMENT</u>	0	4674925	0	0	0.0	4674925
47	3401001	<u>Tender Deposit - Contractors.</u>	0	0	54524	54524	0.0	0.0
48	3401003	<u>SECURITY DEPOSIT - CONTRACTORS</u>	0	0	200175	200175	0.0	0.0
49	3501001	<u>POWER CHARGES - PAYABLE - STREET LIGHTS</u>	0	0	705973	705973	0.0	0.0
50	3501003	<u>ACCOUNTS PAYABLE - CONTRACTORS</u>	0	0	5242296	5242296	0.0	0.0
51	3501005	<u>ACCOUNTS PAYABLE EXPENSES</u>	0	0	970743	970743	0.0	0.0
52	3501101	<u>SALARIES &amp; WAGES PAYABLE</u>	0	0	1194368	1194368	0.0	0.0
53	3502002	<u>CO-OPERATIVE SOCIETY LOAN RECOVERIES</u>	0	0	748984	748984	0.0	0.0
54	3502005	<u>SPECIAL PROVIDENT FUND-CUM- GRATUITY SCHEME - RECOVERIES</u>	0	0	2040	2040	0.0	0.0
55	3502006	<u>F.B.F. / GROUP INSURANCE SCHEME RECOVERIES</u>	0	0	4320	4320	0.0	0.0
56	3502009	<u>It Deduction</u>	0	0	0	0	0.0	0.0
57	3502011	<u>COURT RECOVERIES</u>	0	0	53400	53400	0.0	0.0
58	3502013	<u>INCOME TAX DEDUCTIONS - CONTRACTORS</u>	0	0	73961	73961	0.0	0.0
59	3502014	<u>OTHER RECOVERIES</u>	0	0	0	0	0.0	0.0
60	3502021	<u>CPF SUBSCRIPTION RECOVERIES</u>	0	0	197375	197375	0.0	0.0
61	3502023	<u>Health Fund Subscription</u>	0	34000	25200	12960	0.0	21760
62	3502025	<u>Manual Workers Genenal Welfare Fund</u>	0	0	52417	52417	0.0	0.0
63	3502032	<u>CGST - PAYABLE</u>	0	0	40503	40503	0.0	0.0
64	3502033	<u>SGST - PAYABLE</u>	0	0	40502	40502	0.0	0.0
65	3502036	<u>Audit Objection - Recoveries payable</u>	0	0	0	0	0.0	0.0
66	3503001	<u>Recoveries - Payable to Other Municipalities</u>	0	0	20	20	0.0	0.0
67	3603001	<u>PROVISION FOR DOUBTFUL COLLECTION OF REVENUE ITEMS</u>	0	1075898	758136	294831	0.0	612593

S.No	Account Code	Account Head Name	Opening Balance		Actuals		Net Balance	
			Debit(₹)	Credit(₹)	Debit (₹)	Credit (₹)	Debit(₹)	Credit(₹)
68	4101001	<u>LAND -GROSS BLOCK</u>	1129048	0	0	0	1129048	0.0
69	4102001	<u>BUILDINGS - GROSS BLOCK</u>	666000	0	412000	0	1078000	0.0
70	4103201	<u>WATER SUPPLY - HEAD WORKS, OHT ETC. AND WATER SUPPLY MAINS - GROSS BLOCK</u>	7260895	0	0	0	7260895	0.0
71	4103202	<u>GROUND WATER WELLS/ DEEP BORE WELLS - GROSS BLOCK</u>	5513917	0	1313288	0	6827205	0.0
72	4104001	<u>PLANT AND MACHINERIES - GROSS BLOCK</u>	2791317	0	0	0	2791317	0.0
73	4104002	<u>TOOLS &amp; PLANT - GROSS BLOCK</u>	902166	0	550000	0	1452166	0.0
74	4104003	<u>HAND PUMPS - INDIAN MARK II - GROSS BLOCK</u>	281840	0	0	0	281840	0.0
75	4105001	<u>HEAVY VEHICLES - GROSS BLOCK</u>	1	0	0	0	1	0.0
76	4107003	<u>ELECTRICAL INSTALLATIONS -OTHERS - GROSS BLOCK</u>	110445	0	0	0	110445	0.0
77	4108001	<u>PUBLIC FOUNTAINS - GROSS BLOCK</u>	348184	0	0	0	348184	0.0
78	4112001	<u>BUILDINGS - ACCUMULATED DEPRECIATION</u>	0	168920	0	46842	0.0	215762
79	4113201	<u>HEAD WORKS, OHT ETC. WATER SUPPLY MAINS - ACCUMALATED DEPRECIATION</u>	0	4149528	0	277665	0.0	4427193
80	4113202	<u>GROUND WATER WELLS/ DEEP BORE WELLS - ACCUMALTED DEPRECIATION</u>	0	2429459	0	205472	0.0	2634931
81	4114001	<u>PLANT &amp; MACHINERY - ACCUMULATED DEPRECIATION</u>	0	496623	0	85563	0.0	582186
82	4114002	<u>TOOLS &amp; PLANT - ACCUMULATED DEPRECIATION</u>	0	202716	0	361623	0.0	564339
83	4114003	<u>HAND PUMPS - INDIA MARK (II) - ACCUMULATED DEPRECIATION</u>	0	703668	0	36076	0.0	739744
84	4117003	<u>ELECTIRCAL INSTALLATIONS - OTHERS - ACCUMULATED DEPRECIATION</u>	0	84237	0	6552	0.0	90789
85	4118001	<u>PUBLIC FOUNTAINS - ACCUMLATED DEPRECIATION</u>	0	92476	0	9254	0.0	101730

S.No	Account Code	Account Head Name	Opening Balance		Actuals		Net Balance	
			Debit(₹)	Credit(₹)	Debit (₹)	Credit (₹)	Debit(₹)	Credit(₹)
86	4121001	<a href="#">PROJECTS - IN - PROGRESS ACCOUNT</a>	1701957	0	2775288	2275288	2201957	0.0
87	4208001	<a href="#">FIXED DEPOSIT</a>	15003300	0	1030848	0	16034148	0.0
88	4311903	<a href="#">PROFESSION TAX - RECOVERABLE - CURRENT</a>	0	0	5000	5000	0.0	0.0
89	4311907	<a href="#">Water Supply and Drainage Tax - Recoverable - Residential - Current</a>	0	0	2103667.1	1732022.25	371644.85	0.0
90	4311908	<a href="#">Water Supply and Drainage Tax - Recoverable - Commercial - Current</a>	0	0	1074014.15	919847.83	154166.32	0.0
91	4311909	<a href="#">Water Supply and Drainage Tax - Recoverable - Industrial - Current</a>	0	0	2940755.28	2919804.38	20950.9	0.0
92	4311910	<a href="#">Water Supply and Drainage Tax - Recoverable - Vacant Sites - Current</a>	0	0	279095.15	135648.82	143446.33	0.0
93	4311912	<a href="#">Water Supply and Drainage Tax - Recoverable - Residential - Arrears</a>	1297159.58	0	94132.72	848918.58	542373.72	0.0
94	4311913	<a href="#">Water Supply and Drainage Tax - Recoverable - Commercial - Arrears</a>	680247.6	0	133636.88	590268.6	223615.88	0.0
95	4311914	<a href="#">Water Supply and Drainage Tax - Recoverable - Industrial - Arrears</a>	129454.27	0	0	39499.79	89954.48	0.0
96	4311915	<a href="#">Water Supply and Drainage Tax - Recoverable - Vacant Sites - Arrears</a>	197620	0	542911.96	547032.75	193499.21	0.0
97	4313003	<a href="#">WATER CHARGES RECOVERABLE - CURRENT</a>	0	0	1970870	1675629	295241	0.0
98	4313004	<a href="#">WATER CHARGES RECOVERABLE - ARREARS</a>	1340450	0	0	758136	582314	0.0
99	4313008	<a href="#">SWM USER CHARGES RECOVERABLE -</a>	0	0	3194	3194	0.0	0.0
100	4501001	<a href="#">Cash Account</a>	78744	0	4786174	4864918	0.0	0.0
101	4502001	<a href="#">Cheque Account</a>	0	0	4920	4920	0.0	0.0
102	4502112	<a href="#">WS-RECEIPT-PAYMENT A/C. IOB-</a>	1573257.83	0	9136237	9623717.76	1085777.07	0.0
103	4502113	<a href="#">WS-DEPOSIT IOB A/C.NO.276501000005869</a>	3891821.1	0	390653	70.8	4282403.3	0.0
104	4502501	<a href="#">ONLINE COLLECTION -CITY UNION BANK-E.PAY</a>	1722	0	37474	39196	0.0	0.0

S.No	Account Code	Account Head Name	Opening Balance		Actuals		Net Balance	
			Debit(₹)	Credit(₹)	Debit (₹)	Credit (₹)	Debit(₹)	Credit(₹)
105	4502601	<u>ONLINE COLLECTION - POS- CITY UNION BANK-E.PAY</u>	0	0	492	492	0.0	0.0
106	4601001	<u>FESTIVAL ADVANCE</u>	21000	0	60000	45000	36000	0.0
107	4601002	<u>EDUCATION ADVANCE</u>	0	0	0	0	0.0	0.0
108	4606001	<u>DEPOSITS - RECOVERABLE:</u>	12300	0	0	0	12300	0.0
109	4702006	<u>RECEIVABLE FROM GENERAL FUND</u>	3220878	0	0	0	3220878	0.0
<b>Total</b>			<b>48153724.38</b>	<b>48153724.38</b>	<b>50950232.88</b>	<b>50950232.88</b>	<b>59786449.07</b>	<b>59786449.07</b>

  
**INSPECTOR**  
**LOCAL FUND AUDIT,**  
**CUDDALORE - 1.**

  
**COMMISSIONER,** 31/8/2020  
**NELLIKUPPAM MUNICIPALITY.**  




**NELLIKUPPAM MUNICIPALITY**  
**நெல்லிக்குப்பம் நகராட்சி**  
**Income And Expenditure Statement**

**Input Parameter:** Financial Year : 2019-2020;Fund Name : Water Supply and Drainage Fund;From Date : 01/Apr/2019;To Date : 31/Mar/2020;

**Generated Date :31-Mar-2020 17:27**

Code No	Description of items	Shedule No.	Current Year Amount(₹)	Previous Year Amount(₹)
<b>Income</b>				
110	Tax Revenue	<a href="#">I-1</a>	3931258.57	0
130	Rental Income from Municipal Properties	<a href="#">I-3</a>	0	0
140	Fees & User Charges	<a href="#">I-4</a>	2447388	0
160	Revenue Grants, Contribution and Subsidies	<a href="#">I-6</a>	1800000	0
170	Income from Investments	<a href="#">I-7</a>	1030848	0
171	Interest Earned	<a href="#">I-8</a>	201189	0
180	Other Income	<a href="#">I-9</a>	9000	0
<b>Total</b>			<b>9419683.57</b>	<b>0</b>
<b>Expenditure</b>				
210	Establishment Expenses	<a href="#">I-10</a>	2437935	0
220	Administrative Expenses	<a href="#">I-11</a>	180830	0
230	Operations & Maintenance	<a href="#">I-12</a>	4434138	0
240	Interest & Finance Charges	<a href="#">I-13</a>	557.56	0
270	Provisions and Write off	<a href="#">I-16</a>	294831	0
272	Depreciation		1029047	0
280	Prior Period Item	<a href="#">I-18</a>	-1020199.67	0
<b>Total</b>			<b>7357138.89</b>	<b>0</b>
<b>3109002-Gross Deficit of Expenditure over Income</b>			<b>2062544.68</b>	<b>0</b>

**NELLIKUPPAM MUNICIPALITY**  
**நெல்லிக்குப்பம் நகராட்சி**  
**Income And Expenditure Statement**

**put Parameter:** Financial Year : 2019-2020;Fund Name : Water Supply and Drainage Fund;From Date : 01/Apr/2019;To Date :  
./Mar/2020;

**Generated Date :31-Mar-2020 17:22:31**

Code No	Description of items	Current Year Amount	Previous Year Amount
<b>Income</b>			
.00201	Water Supply and Drainage Tax - Residential	1345064	0
.00202	Water Supply and Drainage Tax - Commercial	615027	0
.00203	Water Supply and Drainage Tax - Industrial	1692072.42	0
.00204	Water Supply and Drainage Tax - Vacant Sites	279095.15	0
.02001	RENT ON BUILDINGS - STAFF QUARTERS	0	0
.05004	METERED/ TAP RATE WATER CHARGES	1970870	0
.07001	Road Cutting Restoration Charge	4508	0
.07002	Initial Amount for New Water Supply Connections	233740	0
.07014	Water Supply Inspection Charges	1720	0
.07020	Other Service/Administrative Charges	4350	0
.08003	Misc. Recoveries	232200	0
.01002	GRANT FOR NATURAL CALAMITIES	1800000	0
.01001	INTEREST ON INVESTMENTS / FIXED DEPOSITS	1030848	0
.11001	INTEREST FROM BANK	201189	0
.08001	OTHER INCOME	9000	0
<b>Total</b>		<b>9419683.57</b>	<b>0</b>
<b>Expenditure</b>			
.01001	PAY	1742587	0
.01002	GRADE PAY	0	0
.01004	DEARNESS ALLOWANCE	274735	0
.01005	HOUSE RENT ALLOWANCE	61661	0
.01006	CITY COMP. ALLOWANCE	0	0
.01007	MEDICAL ALLOWANCE	21326	0

Code No	Description of items	Current Year Amount	Previous Year Amount
.01008	OTHER ALLOWANCE	0	0
.01011	BONUS	18000	0
.02010	HEALTH INSURANCE LOCAL BODY CONTRIBUTION	2268	0
.02014	GROUP INSURANCE SCHEME - MANAGEMENT CONTRIBUTION	2268	0
.02015	CPF MANAGEMENT CONTRIBUTION	197375	0
.02019	CONVEYANCE ALLOWANCE	117715	0
.02020	WASHING ALLOWANCE	0	0
.05202	ENGINEERING CONSULTANCY	80000	0
.05203	OTHER PROFESSIONAL CHARGES	89400	0
.08003	OTHER EXPENSE	11430	0
.01002	POWER CHARGES FOR WATER HEAD WORKS / PUMPING STATIONS /	1585048	0
.05009	MAINTENANCE EXPENSES - WATER SUPPLY	2493564	0
.05902	REPAIRS AND MAINTENANCE - INSTRUMENTS , PLANT & MACHINERY	355526	0
.07001	BANK CHARGES	557.56	0
.01001	PROVISION FOR DOUBTFUL COLLECTION OF REVENUE ITEMS - TAXES	294831	0
.22001	DEPRECIATION - BUILDINGS	324507	0
.23201	DEPRECIATION - WATERWAYS	250802	0
.24001	DEPRECIATION - PLANT & MACHINERY	447186	0
.27001	DEPRECIATION - FURNITURE, FIXTURES, FITTINGS AND ELECTRICAL	6552	0
.01001	Taxes	-308262	0
.04001	PRIOR YEAR INCOME	-1351277.12	0
.08001	PRIOR YEAR EXPENSES	639339.45	0
	<b>Total</b>	<b>7357138.89</b>	<b>0</b>
	<b>3109002-Gross Deficit of Expenditure over Income</b>	<b>2062544.68</b>	<b>0</b>

  
**INSPECTOR**  
**LOCAL FUND AUDIT,**  
**CUDDALORE - 1.**

  
**COMMISSIONER, 31/8/2020**  
**NELLIKUPPAM MUNICIPALITY.**  


**நெல்லிக்குப்பம் நகராட்சி**  
**NELLIKUPPAM MUNICIPALITY**  
**Balance Sheet**

**Input Parameter** : Financial Year : 2019-2020; Fund Name : Water Supply and Drainage Fund; From Date : 01/Apr/2019; To Date : 31/Mar/2020;

**Printed Date :31-Mar-2020 17:08:20**

Code No	Description of items	Shedule No.	Current Year Amount(₹)	Previous Year Amount(₹)
<b>Liabilities</b>				
310	Municipal (General) Fund	<a href="#">B-1</a>	35243620.06	33181075.38
312	Reserves	<a href="#">B-3</a>	860199	860199
320	Grants , Contribution for specific purposes	<a href="#">B-4</a>	4674925	4674925
330	Secured Loans	<a href="#">B-5</a>	0	0
340	Deposits Received	<a href="#">B-7</a>	0	0
350	Other Liabilities	<a href="#">B-9</a>	21760	34000
360	Provisions	<a href="#">B-10</a>	612593	1075898
<b>Total</b>			<b>41413097.06</b>	<b>39826097.38</b>
<b>Assets</b>				
410	Fixed Assets	<a href="#">B-11</a>	21279101	19003813
411	Accumulated Depreciation		-9356674	-8327627
412	Capital Work - in - progress		2201957	1701957
420	Investments - General Fund	<a href="#">B-12</a>	16034148	15003300
431	Sundry Debtors (Receivables)	<a href="#">B-15</a>	2617206.69	3644931.45
450	Cash and Bank balance	<a href="#">B-17</a>	5368180.37	5545544.93
460	Loans, Advances and Deposits	<a href="#">B-18</a>	48300	33300
470	Other Assets	<a href="#">B-19</a>	3220878	3220878
<b>Total</b>			<b>41413097.06</b>	<b>39826097.38</b>

**நெல்லிக்குப்பம் நகராட்சி**  
**NELLIKUPPAM MUNICIPALITY**  
**Balance Sheet**

**Input Parameter** : Financial Year : 2019-2020;Fund Name : Water Supply and Drainage Fund;From Date : 01/Apr/2019;To Date : 31/Mar/2020;

**Printed Date :31-Mar-2020 17:08:11**

Code No	Description of items	Shedule No.	Current Year Amount(₹)	Previous Year Amount(₹)
<b>Liabilities</b>				
3109001	ACCUMULATED SURPLUS / DEFICIT		35243620.06	33181075.38
3121001	CAPITAL CONTRIBUTION		860199	860199
3122001	Borrowing Redemption reserve (if no sinking fund is created)		0	0
3203001	CONTRIBUTIONS FROM THE GOVERNMENT		4674925	4674925
3301001	LOANS FROM CENTRAL GOVERNMENT		0	0
3401001	Tender Deposit - Contractors.		0	0
3401003	SECURITY DEPOSIT - CONTRACTORS		0	0
3408001	DEPOSITS - OTHERS		0	0
3501001	POWER CHARGES - PAYABLE - STREET LIGHTS		0	0
3501003	ACCOUNTS PAYABLE - CONTRACTORS		0	0
3501005	ACCOUNTS PAYABLE EXPENSES		0	0
3501101	SALARIES & WAGES PAYABLE		0	0
3502002	CO-OPERATIVE SOCIETY LOAN RECOVERIES		0	0
3502005	SPECIAL PROVIDENT FUND-CUM- GRATUITY SCHEME - RECOVERIES		0	0
3502006	F.B.F. / GROUP INSURANCE SCHEME RECOVERIES		0	0
3502009	It Deduction		0	0
3502011	COURT RECOVERIES		0	0
3502013	INCOME TAX DEDUCTIONS - CONTRACTORS		0	0

Code No	Description of items	Shedule No.	Current Year Amount(₹)	Previous Year Amount(₹)
3502014	OTHER RECOVERIES		0	0
3502021	CPF SUBSCRIPTION RECOVERIES		0	0
3502023	Health Fund Subscription		21760	34000
3502025	Manual Workers Genenral Welfare Fund		0	0
3502032	CGST - PAYABLE		0	0
3502033	SGST - PAYABLE		0	0
3502036	Audit Objection - Recoveries payable		0	0
3503001	Recoveries - Payable to Other Municipalities		0	0
3603001	PROVISION FOR DOUBTFUL COLLECTION OF REVENUE ITEMS		612593	1075898
<b>Total</b>			<b>41413097.06</b>	<b>39826097.38</b>
<b>Assets</b>				
4101001	LAND -GROSS BLOCK		1129048	1129048
4102001	BUILDINGS - GROSS BLOCK		1078000	666000
4103201	WATER SUPPLY - HEAD WORKS, OHT ETC. AND WATER SUPPLY MAINS - GROSS BLOCK		7260895	7260895
4103202	GROUND WATER WELLS/ DEEP BORE WELLS - GROSS BLOCK		6827205	5513917
4104001	PLANT AND MACHINERIES - GROSS BLOCK		2791317	2791317
4104002	TOOLS & PLANT - GROSS BLOCK		1452166	902166
4104003	HAND PUMPS - INDIAN MARK II - GROSS BLOCK		281840	281840
4105001	HEAVY VEHICLES - GROSS BLOCK		1	1
4107003	ELECTRICAL INSTALLATIONS -OTHERS - GROSS BLOCK		110445	110445
4108001	PUBLIC FOUNTAINS - GROSS BLOCK		348184	348184
4112001	BUILDINGS - ACCUMULATED DEPRECIATION		-215762	-168920

Code No	Description of items	Shedule No.	Current Year Amount(₹)	Previous Year Amount(₹)
4113201	HEAD WORKS, OHT ETC. WATER SUPPLY MAINS - ACCUMALATED DEPRECIATION		-4427193	-4149528
4113202	GROUND WATER WELLS/ DEEP BORE WELLS - ACCUMALTED DEPRECIATION		-2634931	-2429459
4114001	PLANT & MACHINERY - ACCUMULATED DEPRECIATION		-582186	-496623
4114002	TOOLS & PLANT - ACCUMULATED DEPRECIATION		-564339	-202716
4114003	HAND PUMPS - INDIA MARK (II) - ACCUMULATED DEPRECIATION		-739744	-703668
4117003	ELECTIRCAL INSTALLATIONS - OTHERS - ACCUMULATED DEPRECIATION		-90789	-84237
4118001	PUBLIC FOUNTAINS - ACCUMLATED DEPRECIATION		-101730	-92476
4121001	PROJECTS - IN - PROGRESS ACCOUNT		2201957	1701957
4208001	FIXED DEPOSIT		16034148	15003300
4311903	PROFESSION TAX - RECOVERABLE - CURRENT		0	0
4311907	Water Supply and Drainage Tax - Recoverable - Residential - Current		371644.85	756948.1
4311908	Water Supply and Drainage Tax - Recoverable - Commercial - Current		154166.32	490593.2
4311909	Water Supply and Drainage Tax - Recoverable - Industrial - Current		20950.9	44083.75
4311910	Water Supply and Drainage Tax - Recoverable - Vacant Sites - Current		143446.33	62169
4311912	Water Supply and Drainage Tax - Recoverable - Residential - Arrears		542373.72	540211.48
4311913	Water Supply and Drainage Tax - Recoverable - Commercial - Arrears		223615.88	189654.4
4311914	Water Supply and Drainage Tax - Recoverable - Industrial - Arrears		89954.48	85370.52

Code No	Description of items	Shedule No.	Current Year Amount(₹)	Previous Year Amount(₹)
4311915	Water Supply and Drainage Tax - Recoverable - Vacant Sites - Arrears		193499.21	135451
4313003	WATER CHARGES RECOVERABLE - CURRENT		295241	634516
4313004	WATER CHARGES RECOVERABLE - ARREARS		582314	705934
4313008	SWM USER CHARGES RECOVERABLE - ARREAR		0	0
4501001	Cash Account		0	78744
4502001	Cheque Account		0	0
4502112	WS-RECEIPT-PAYMENT A/C. IOB- 276501000005870		1085777.07	1573257.83
4502113	WS-DEPOSIT IOB A/C.NO.276501000005869		4282403.3	3891821.1
4502501	ONLINE COLLECTION -CITY UNION BANK- E.PAY		0	1722
4502601	ONLINE COLLECTION - POS- CITY UNION BANK-E.PAY		0	0
4601001	FESTIVAL ADVANCE		36000	21000
4601002	EDUCATION ADVANCE		0	0
4606001	DEPOSITS - RECOVERABLE:		12300	12300
4702006	RECEIVABLE FROM GENERAL FUND		3220878	3220878
<b>Total</b>			<b>41413097.06</b>	<b>39826097.38</b>

*Santhosh*  
**INSPECTOR  
LOCAL FUND AUDIT,  
CUDDALORE - 1.**

*Santhosh*  
**COMMISSIONER, 31/8/2020  
NELLIKUPPAM MUNICIPALITY.**  
*V.P.*  
31/8/2020



**NELLIKUPPAM MUNICIPALITY**

**2019-2020**

**ELEMENTARY EDUCATION  
FUND**

**AUDITED ANNUAL  
ACCOUNTS**

# நெல்லிக்குப்பம் நகராட்சி

## NELLIKUPPAM MUNICIPALITY

### Trial Balance

put Parameter : Financial Year : 2019-2020;Fund Name : Elementary Education Fund;From Date : 01/Apr/2019;To Date : 31/Mar/2020;


Printed Date :31-Mar-2020 17:40:49

No	Account Code	Account Head Name	Opening Balance		Actuals		Net Balance	
			Debit(₹)	Credit(₹)	Debit (₹)	Credit (₹)	Debit(₹)	Credit(₹)
1	1100601	<a href="#">Education Tax - Residential</a>	0	0	424534.25	1172879.25	0.0	748345
2	1100602	<a href="#">Education Tax - Commercial</a>	0	0	255363.46	597542.46	0.0	342179
3	1100603	<a href="#">Education Tax - Industrial</a>	0	0	393002.7	1334409.7	0.0	941407
4	1100604	<a href="#">Education Tax - Vacant Sites</a>	0	0	0	155285.18	0.0	155285.18
5	1701001	<a href="#">INTEREST ON INVESTMENTS / FIXED</a>	0	0	0	186043	0.0	186043
6	1711001	<a href="#">INTEREST FROM BANK</a>	0	0	0	121042	0.0	121042
7	2208003	<a href="#">OTHER EXPENESE</a>	0	0	6310	0	6310	0.0
8	2305109	<a href="#">MAINTENANCE EXPENSES - SCHOOLS</a>	0	0	1257318	0	1257318	0.0
9	2407001	<a href="#">BANK CHARGES</a>	0	0	75.52	0	75.52	0.0
10	2722001	<a href="#">DEPRECIATION - BUILDINGS</a>	0	0	318178	0	318178	0.0
11	2723101	<a href="#">DEPRECIATION - SEWERAGE AND DRAINAGE</a>	0	0	181	0	181	0.0
12	2723201	<a href="#">DEPRECIATION - WATERWAYS</a>	0	0	4521	0	4521	0.0
13	2724001	<a href="#">DEPRECIATION - PLANT &amp; MACHINERY</a>	0	0	43750	0	43750	0.0
14	2726001	<a href="#">DEPRECIATION - OFFICE &amp; OTHER EQUIPMENTS</a>	0	0	5989	0	5989	0.0
15	2727001	<a href="#">DEPRECIATION - FURNITURE, FIXTURES, FITTINGS AND ELECTRICAL APPLIANCES</a>	0	0	837086	0	837086	0.0
16	2801001	<a href="#">Taxes</a>	0	0	0	169005	0.0	169005
17	2804001	<a href="#">PRIOR YEAR INCOME</a>	0	0	135363.54	743152.83	0.0	607789.29
18	2808001	<a href="#">PRIOR YEAR EXPENSES</a>	0	0	355705.65	0	355705.65	0.0
19	3109001	<a href="#">ACCUMULATED SURPLUS / DEFICIT</a>	0	18988828.37	0	0	0.0	18988828.37
20	3401001	<a href="#">Tender Deposit - Contractors.</a>	0	0	36200	36200	0.0	0.0
21	3401003	<a href="#">SECURITY DEPOSIT - CONTRACTORS</a>	0	0	127389	127389	0.0	0.0

No	Account Code	Account Head Name	Opening Balance		Actuals		Net Balance	
			Debit(₹)	Credit(₹)	Debit (₹)	Credit (₹)	Debit(₹)	Credit(₹)
22	3501003	<a href="#">ACCOUNTS PAYABLE - CONTRACTORS</a>	0	0	2088042	2088042	0.0	0.0
23	3501004	<a href="#">ACCOUNTS PAYABLE - SUPPLIERS</a>	0	0	424813	424813	0.0	0.0
24	3502013	<a href="#">INCOME TAX DEDUCTIONS - CONTRACTORS</a>	0	0	28321	28321	0.0	0.0
25	3502025	<a href="#">Manual Workers General Welfare Fund</a>	0	0	18700	18700	0.0	0.0
26	3502032	<a href="#">CGST - PAYABLE</a>	0	0	14808	14808	0.0	0.0
27	3502033	<a href="#">SGST - PAYABLE</a>	0	0	14808	14808	0.0	0.0
28	3603001	<a href="#">PROVISION FOR DOUBTFUL COLLECTION OF REVENUE ITEMS</a>	0	43908	0	0	0.0	43908
29	4101001	<a href="#">LAND -GROSS BLOCK</a>	174741	0	0	0	174741	0.0
30	4102001	<a href="#">BUILDINGS - GROSS BLOCK</a>	6763983	0	1753000	0	8516983	0.0
31	4103101	<a href="#">STORM WATER DRAINS, OPEN DRAINS AND CULVERTS - GROSS BLOCK</a>	7298	0	0	0	7298	0.0
32	4103202	<a href="#">GROUND WATER WELLS/ DEEP BORE WELLS - GROSS BLOCK</a>	111000	0	0	0	111000	0.0
33	4104001	<a href="#">PLANT AND MACHINERIES - GROSS BLOCK</a>	478000	0	0	0	478000	0.0
34	4104002	<a href="#">TOOLS &amp; PLANT - GROSS BLOCK</a>	0	0	350000	0	350000	0.0
35	4106003	<a href="#">Other equipments - GROSS BLOCK</a>	0	0	119786	0	119786	0.0
36	4107001	<a href="#">FURNITURE FIXTURES AND FITTINGS - GROSS BLOCK</a>	316846	0	0	0	316846	0.0
37	4107002	<a href="#">ELECTRICAL INSTALLATIONS - LAMPS / TUBE LIGHT FITTINGS - GROSS BLOCK</a>	3868350	0	0	0	3868350	0.0
38	4112001	<a href="#">BUILDINGS - ACCUMULATED DEPRECIATION</a>	0	2432174	0	318178	0.0	2750352
39	4113101	<a href="#">STORM WATER DRAINS, OPEN DRAINS AND CULVERTS - ACCUMULATED DEPRECIATION</a>	0	6295	0	181	0.0	6476

No	Account Code	Account Head Name	Opening Balance		Actuals		Net Balance	
			Debit(₹)	Credit(₹)	Debit (₹)	Credit (₹)	Debit(₹)	Credit(₹)
10	4113202	<a href="#">GROUND WATER WELLS/ DEEP BORE WELLS - ACCUMALTED DEPRECIATION</a>	0	25058	0	4521	0.0	29579
11	4114002	<a href="#">TOOLS &amp; PLANT - ACCUMULATED DEPRECIATION</a>	0	0	0	43750	0.0	43750
12	4116003	<a href="#">Other equipments - Accumulated Depreciation</a>	0	0	0	5989	0.0	5989
13	4117001	<a href="#">FURNITURE, FIXTURES &amp; FITTINGS - ACCUMULATED DEPRECIATIONS</a>	0	285131	0	7929	0.0	293060
14	4117002	<a href="#">ELECTIRCAL INSTALLATIONS - LAMPS &amp; TUBE LIGHTS FITTINGS - ACCUMULATED DEPRECIATION</a>	0	551724	183747	829157	0.0	1197134
15	4118001	<a href="#">PUBLIC FOUNTAINS - ACCUMLATED DEPRECIATION</a>	0	5550	0	0	0.0	5550
16	4121001	<a href="#">PROJECTS - IN - PROGRESS ACCOUNT</a>	2728571	0	1025977	1753000	2001548	0.0
17	4208001	<a href="#">FIXED DEPOSIT</a>	2707733	0	186043	0	2893776	0.0
18	4311917	<a href="#">Education Tax - Recoverable - Residential - Current</a>	0	0	1170402.25	963632.27	206769.98	0.0
19	4311918	<a href="#">Education Tax - Recoverable - Commercial - Current</a>	0	0	597542.46	511769.58	85772.88	0.0
20	4311919	<a href="#">Education Tax - Recoverable - Industrial - Current</a>	0	0	1683505.69	1671849.7	11655.99	0.0
21	4311920	<a href="#">Education Tax - Recoverable - Vacant Sites - Current</a>	0	0	155285.18	75476.86	79808.32	0.0
22	4311921	<a href="#">Education Tax - Recoverable - Residential - Arrears</a>	721693.15	0	63064.53	483000.15	301757.53	0.0
23	4311922	<a href="#">Education Tax - Recoverable - Commercial - Arrears</a>	378465.23	0	75476.5	335284.23	118657.5	0.0
24	4311923	<a href="#">Education Tax - Recoverable - Industrial - Arrears</a>	72023.27	0	0	21975.93	50047.34	0.0
25	4311924	<a href="#">Education Tax - Recoverable - Vacant Sites - Arrears</a>	114180	0	326236.47	332760.54	107655.93	0.0

No	Account Code	Account Head Name	Opening Balance		Actuals		Net Balance	
			Debit(₹)	Credit(₹)	Debit (₹)	Credit (₹)	Debit(₹)	Credit(₹)
66	4313008	<u>SWM USER CHARGES RECOVERABLE - ARREAR</u>	0	0	1845	1845	0.0	0.0
67	4501001	<u>Cash Account</u>	34383	0	1225276	1259659	0.0	0.0
68	4502102	<u>RF-PAYMENT A/C. IOB-276501000005872</u>	0	0	119786	119786	0.0	0.0
69	4502104	<u>ELE.EDN-TREASURY</u>	147774.3	0	3301	0	151075.3	0.0
70	4502120	<u>E.E IOB BANK A/C.NO.276501000005868</u>	3085451.42	0	2901630	2759466.52	3227614.9	0.0
71	4502501	<u>ONLINE COLLECTION -CITY UNION BANK-E.PAY</u>	995	0	11980	12692	283	0.0
72	4606001	<u>DEPOSITS - RECOVERABLE:</u>	9585	0	0	0	9585	0.0
73	4702001	<u>PAYABLE TO WATER SUPPLY AND</u>	617596	0	0	0	617596	0.0
<b>Total</b>			<b>22338668.37</b>	<b>22338668.37</b>	<b>18744343.20</b>	<b>18744343.20</b>	<b>26635721.84</b>	<b>26635721.84</b>

  
**INSPECTOR**  
**LOCAL FUND AUDIT,**  
**CUDDALORE - 1.**

  
**COMMISSIONER, 31/8/2020**  
**NELLIKUPPAM MUNICIPALITY.**  


**NELLIKUPPAM MUNICIPALITY**  
**நெல்லிக்குப்பம் நகராட்சி**  
**Income And Expenditure Statement**

**Input Parameter:** Financial Year : 2019-2020;Fund Name : Elementary Education Fund;From Date : 01/Apr/2019;To Date : 31/Mar/2020;

**Generated Date :31-Mar-2020 17:35**

Code No	Description of items	Shedule No.	Current Year Amount(₹)	Previous Year Amount(₹)
<b>Income</b>				
110	Tax Revenue	<a href="#">I-1</a>	2187216.18	0
170	Income from Investments	<a href="#">I-7</a>	186043	0
171	Interest Earned	<a href="#">I-8</a>	121042	0
<b>Total</b>			<b>2494301.18</b>	<b>0</b>
<b>Expenditure</b>				
220	Administrative Expenses	<a href="#">I-11</a>	6310	0
230	Operations & Maintenance	<a href="#">I-12</a>	1257318	0
240	Interest & Finance Charges	<a href="#">I-13</a>	75.52	0
272	Depreciation		1209705	0
280	Prior Period Item	<a href="#">I-18</a>	-421088.64	0
<b>Total</b>			<b>2052319.88</b>	<b>0</b>
<b>3109002-Gross Deficit of Expenditure over Income</b>			<b>441981.30</b>	<b>0</b>

**NELLIKUPPAM MUNICIPALITY**  
**நெல்லிக்குப்பம் நகராட்சி**  
**Income And Expenditure Statement**

**Input Parameter:** Financial Year : 2019-2020;Fund Name : Elementary Education Fund;From Date : 01/Apr/2019;To Date :

**Generated Date :31-Mar-2020 11:32**

Code No	Description of items	Current Year Amount	Previous Year Amount
<b>Income</b>			
1100601	Education Tax - Residential	748345	0
1100602	Education Tax - Commercial	342179	0
1100603	Education Tax - Industrial	941407	0
1100604	Education Tax - Vacant Sites	155285.18	0
1701001	INTEREST ON INVESTMENTS / FIXED	186043	0
1711001	INTEREST FROM BANK	121042	0
<b>Total</b>		<b>2494301.18</b>	<b>0</b>
<b>Expenditure</b>			
2208003	OTHER EXPENSESE	6310	0
2305109	MAINTENANCE EXPENSES - SCHOOLS	1257318	0
2407001	BANK CHARGES	75.52	0
2722001	DEPRECIATION - BUILDINGS	318178	0
2723101	DEPRECIATION - SEWERAGE AND	181	0
2723201	DEPRECIATION - WATERWAYS	4521	0
2724001	DEPRECIATION - PLANT & MACHINERY	43750	0
2726001	DEPRECIATION - OFFICE & OTHER	5989	0
2727001	DEPRECIATION - FURNITURE, FIXTURES,	837086	0
2801001	Taxes	-169005	0
2804001	PRIOR YEAR INCOME	-607789.29	0
2808001	PRIOR YEAR EXPENSES	355705.65	0
<b>Total</b>		<b>2052319.88</b>	<b>0</b>
<b>3109002-Gross Deficit of Expenditure over Income</b>		<b>441981.30</b>	<b>0</b>

**நெல்லிக்குப்பம் நகராட்சி**  
**NELLIKUPPAM MUNICIPALITY**  
**Balance Sheet**

**Input Parameter** : Financial Year : 2019-2020;Fund Name : Elementary Education Fund;From Date : 01/Apr/2019;To Date : 31/Mar/2020;

**Printed Date :31-Mar-2020 17:11:10**

Code No	Description of items	Shedule No.	Current Year Amount(₹)	Previous Year Amount(₹)
<b>Liabilities</b>				
310	Municipal (General) Fund	<a href="#">B-1</a>	19430809.67	18988828.37
312	Reserves	<a href="#">B-3</a>	0	0
320	Grants , Contribution for specific purposes	<a href="#">B-4</a>	0	0
340	Deposits Received	<a href="#">B-7</a>	0	0
350	Other Liabilities	<a href="#">B-9</a>	0	0
360	Provisions	<a href="#">B-10</a>	43908	43908
<b>Total</b>			<b>19474717.67</b>	<b>19032736.37</b>
<b>Assets</b>				
410	Fixed Assets	<a href="#">B-11</a>	13943004	11720218
411	Accumulated Depreciation		-4331890	-3305932
412	Capital Work - in - progress		2001548	2728571
420	Investments - General Fund	<a href="#">B-12</a>	2893776	2707733
431	Sundry Debtors (Receivables)	<a href="#">B-15</a>	962125.47	1286361.65
450	Cash and Bank balance	<a href="#">B-17</a>	3378973.2	3268603.72
460	Loans, Advances and Deposits	<a href="#">B-18</a>	9585	9585
470	Other Assets	<a href="#">B-19</a>	617596	617596
<b>Total</b>			<b>19474717.67</b>	<b>19032736.37</b>



**நெல்லிக்குப்பம் நகராட்சி**  
**NELLIKUPPAM MUNICIPALITY**  
**Balance Sheet**

**Input Parameter** : Financial Year : 2019-2020;Fund Name : Elementary Education Fund;From Date : 01/Apr/2019;To Date : 31/Mar/2020;

**Printed Date :31-Mar-2020 17:10:30**

Code No	Description of items	Shedule	Current Year Amount(₹)	Previous Year Amount(₹)
<b>Liabilities</b>				
3109001	ACCUMULATED SURPLUS / DEFICIT		19430809.67	18988828.37
3122001	Borrowing Redemption reserve (if no sinking fund is created)		0	0
3203002	GRANTS FROM THE GOVERNMENT		0	0
3401001	Tender Deposit - Contractors.		0	0
3401003	SECURITY DEPOSIT - CONTRACTORS		0	0
3501003	ACCOUNTS PAYABLE - CONTRACTORS		0	0
3501004	ACCOUNTS PAYABLE - SUPPLIERS		0	0
3502013	INCOME TAX DEDUCTIONS - CONTRACTORS		0	0
3502014	OTHER RECOVERIES		0	0
3502015	VAT - PAYABLE		0	0
3502025	Manual Workers Genenal Welfare Fund		0	0
3502032	CGST - PAYABLE		0	0
3502033	SGST - PAYABLE		0	0
3603001	PROVISION FOR DOUBTFUL COLLECTION OF REVENUE ITEMS		43908	43908
<b>Total</b>			<b>19474717.67</b>	<b>19032736.37</b>
<b>Assets</b>				
4101001	LAND -GROSS BLOCK		174741	174741
4102001	BUILDINGS - GROSS BLOCK		8516983	6763983
4103101	STROM WATER DRAINS, OPEN DRAINS AND CULVERTS - GROSS BLOCK		7298	7298
4103202	GROUND WATER WELLS/ DEEP BORE WELLS - GROSS BLOCK		111000	111000
4104001	PLANT AND MACHINERIES - GROSS BLOCK		478000	478000

Code No	Description of items	Shedule	Current Year Amount(₹)	Previous Year Amount(₹)
4104002	TOOLS & PLANT - GROSS BLOCK		350000	0
4106003	Other equipments - GROSS BLOCK		119786	0
4107001	FURNITURE FIXTURES AND FITTINGS - GROSS BLOCK		316846	316846
4107002	ELECTRICAL INSTALLATIONS - LAMPS / TUBE LIGHT FITTINGS - GROSS BLOCK		3868350	3868350
4112001	BUILDINGS - ACCUMULATED DEPRECIATION		-2750352	-2432174
4113101	STORM WATER DRAINS, OPEN DRAINS AND CULVERTS - ACCUMULATED DEPRECIATION		-6476	-6295
4113202	GROUND WATER WELLS/ DEEP BORE WELLS - ACCUMALTED DEPRECIATION		-29579	-25058
4114002	TOOLS & PLANT - ACCUMULATED DEPRECIATION		-43750	0
4116003	Other equipments - Accumulated Depreciation		-5989	0
4117001	FURNITURE, FIXTURES & FITTINGS - ACCUMULATED DEPRECIATIONS		-293060	-285131
4117002	ELECTIRCAL INSTALLATIONS - LAMPS & TUBE LIGHTS FITTINGS - ACCUMULATED DEPRECIATION		-1197134	-551724
4118001	PUBLIC FOUNTAINS - ACCUMLATED DEPRECIATION		-5550	-5550
4121001	PROJECTS - IN - PROGRESS ACCOUNT		2001548	2728571
4208001	FIXED DEPOSIT		2893776	2707733
4311917	Education Tax - Recoverable - Residential - Current		206769.98	421138.89
4311918	Education Tax - Recoverable - Commercial - Current		85772.88	272948.5
4311919	Education Tax - Recoverable - Industrial - Current		11655.99	24526.49
4311920	Education Tax - Recoverable - Vacant Sites - Current		79808.32	35920
4311921	Education Tax - Recoverable - Residential - Arrears		301757.53	300554.26

Code No	Description of items	Shedule	Current Year Amount(₹)	Previous Year Amount(₹)
4311922	Education Tax - Recoverable - Commercial - Arrears		118657.5	105516.73
4311923	Education Tax - Recoverable - Industrial - Arrears		50047.34	47496.78
4311924	Education Tax - Recoverable - Vacant Sites - Arrears		107655.93	78260
4313008	SWM USER CHARGES RECOVERABLE - ARREAR		0	0
4501001	Cash Account		0	34383
4502102	RF-PAYMENT A/C. IOB-276501000005872		0	0
4502104	ELE.EDN-TREASURY		151075.3	147774.3
4502120	E.E IOB BANK A/C.NO.276501000005868		3227614.9	3085451.42
4502501	ONLINE COLLECTION -CITY UNION BANK-E.PAY		283	995
4606001	DEPOSITS - RECOVERABLE:		9585	9585
4702001	PAYABLE TO WATER SUPPLY AND DRINAGE FUND		617596	617596
<b>Total</b>			<b>19474717.67</b>	<b>19032736.37</b>

*Sanjay*  
**INSPECTOR  
LOCAL FUND AUDIT,  
CUDDALORE - 1.**

*Sanjay*  
**COMMISSIONER, 31/8/2020  
NELLIKUPPAM MUNICIPALITY.**  
*Vip*  
*31/8/2020*