

MADURAI REGION
THENI DISTRICT
THENI-ALLINAGARAM MUNICIPALITY

14TH FINANCE COMMISSION
PERFORMANCE GRANT SCHEME
2019-2020


General Details of the ULB for Performance Grant (PG) 2019-20		
Name of the State	TAMILNADU	
Name of the ULB	THENI-ALLINAGARAM MUNICIPALITY	
Civic Status of the ULB (M Corp/ M Council/ NP)	MUNICIPAL COUNCIL	
Census Population (2011)	94423	
Last Municipal Election Held (Year)	2011	
Next Municipal Election Due (Year)	2019	
Year of Performance Grant Claim	2019-20	
Whether the City is under AMRUT Mission or Not	NO	
Name of the Municipal Commissioner / Executive Officer of the ULB	THIRU.C.RAJARAM	
Contact / Mobile No.	04546-252470	
Email Address	commr.theni@tn.gov.in	
Name of the Contact Person	S.RETHINAPPA	
Contact / Mobile No.	9486062333	
Email Address	commr.theni@tn.gov.in	
Postal Address of the ULB (with Pincode)	PERIYAKULAM ROAD,ALLINAGARAM,THENI-625531	
Website Address of the ULB	tnurbantree.tn.gov.in/theni/14thcfc-performance-grant-2019-20/	
Publishing of Audited Accounts of Municipality on ULB / State website		
For the Performance Grant of 2019-20	Published Audited Accounts of 2017-18	YES
	Website Address/URL	tnurbantree.tn.gov.in/theni/14thcfc-performance-grant-2019-20/


COMMISSIONER
THENI - ALLINAGARAM MUNICIPALITY


 16/08/2019

For the Performance Grant of 2019-20

S. No.	Details	Income Details (Amounts to be provided in Rupees Lakh)			
		2015-16 (Audited Actuals)	2016-17 (Audited Actuals)	2017-18 (Audited Actuals)	2018-19 (Audited or Unaudited Actuals)
	Total Receipts (A+B)	3328.03	3548.68	3568.49	3073.06
A	Revenue Receipts (1+2+3)	2532.99	2614.86	2214.77	2804.22
1	Own Revenue Receipts (a+b)	854.64	935.73	720.54	1083.71
a)	Tax Revenue (levied and collected by municipal body)	382.97	491.75	321.63	519.41
i)	Property tax	303.76	365.08	236.09	362.04
ii)	Other tax (levied and collected by municipal body)	79.21	126.67	85.54	157.37
b)	Non-tax revenue (levied and collected by municipal body)	471.67	443.98	398.91	564.30
i)	Fees & fines	93.08	50.98	71.22	49.97
ii)	User Charges	64.77	59.17	13.06	14.63
iii)	Other non-tax revenue (levied and collected by municipal body)	313.82	333.83	314.63	499.70
2	Other Revenue Receipts	128.49	70.07	72.56	132.55
a)	Income from interest/investments	35.41	16.69	14.84	33.23
b)	Other Revenue income	93.08	53.38	57.72	99.32
3	Transfers/Grants/Assigned Revenues	1549.86	1609.06	1421.67	1587.96
a)	State Assigned Revenue	69.57	77.01	30.83	0.79
b)	State Finance Commission (SFC) Grants/Devolution	1204.36	874.19	1076.49	1151.10
c)	Octroi compensation				
d)	Other State Government Transfers				
e)	Central Finance Commission (CFC) Grant	178.62	494.82	220.72	411.80
f)	Other Central Government Transfers	67.11	70.48	43.50	24.27
g)	Others	30.20	92.56	50.13	0.00
B	Capital Receipts	795.04	933.82	1353.72	268.84
1	Sale of Municipal Land				
2	Loans (from State Govt. or Banks etc.)	369.36	494.82	821.72	0.00
3	State Capital Account Grant (under State Schemes etc.)				
4	Central Capital Account Grant (under Central Schemes etc.)				
5	Other Capital Receipts	425.68	439.00	532.00	268.84



COMMISSIONER
THENI - ALLINAGARAM MUNICIPALITY
 Income

For the Performance Grant of 2019-20

S. No.	Details	Expenditure Details (Amounts to be provided in Rupees Lakh)			
		2015-16 (Audited Actuals)	2016-17 (Audited Actuals)	2017-18 (Audited Actuals)	2018-19 (Audited or Unaudited Actuals)
	Total Expenditure (1+2)	2339.99	2723.16	3003.74	2935.74
1	Revenue Expenditure	1544.95	1789.34	1650.02	2214.24
1.1	Adminstrative Expenses, Establishment and Salaries (All Departments-Regular and Contractual Staff)	1064.64	1237.57	1197.78	1431.05
1.2	Operation and Maintenance (O&M)	429.35	472.81	369.12	661.51
1.3	Loan repayment (Interest payments)	0.00	25.26	38.57	27.28
1.4	Others (any other revenue expenditure which is not salaries, O&M or Interest Payment)	50.96	53.70	44.55	94.40
2	Capital Expenditure	795.04	933.82	1353.72	721.50
2.1	All developmental works under Central/State specific schemes	302.32	494.82	532.00	0.00
2.2	Loan Repayments (Principial Amount)	425.68	439.00	821.72	268.84
2.3	Other Capital expenditure	67.04	0.00	0.00	452.66

Note:For the calculation of criteria 2a, revenue expenditure (Adminstrative Expenses, Establishment and Salaries, O & M and other revenue expenses) is calculated based on summation of 1.1., 1.2 & 1.4.



COMMISSIONER
THENI - ALLINAGARAM MUNICIPALITY


 16/08/2019

For the Performance Grant of 2019-20

S. No.	Indicators	MoHUA Benchmark	Service Level Benchmarks	
			Status 2018-19	Target 2019-20
Water Supply Services				
		100%	95	100
1	Coverage of water supply connections	135 lpcd	135	135
2	Per capita supply of water	100%	99	99
3	Extent of metering of water connections	20%	3	3
4	Extent of Non-Revenue Water (NRW)	24 hours	20	10
5	Continuity of water supply	100%	100	100
6	Quality of water supplied	80%	80	100
7	Efficiency in redressal of customer complaints	100%	95	95
8	Cost recovery in water supply services	90%	90	90
9	Efficiency in collection of water supply related charges			
Sewage management (Sewerage and Sanitation)				
1	Coverage of toilets	100%	100	100
2	Coverage of sewage network services	100%	100	100
3	Collection efficiency of the sewage network	100%	100	100
4	Adequacy of sewage treatment capacity	100%	100	100
5	Quality of sewage treatment	20%	0	2
6	Extent of reuse and recycling of sewage	80%	80	80
7	Efficiency in redressal of customer complaints	100%	90	100
8	Extent of cost recovery in sewage management	90%	90	100
9	Efficiency in collection of sewerage charges			
Solid Waste Management				
1	Household level coverage of Solid Waste Management services	100%	100	100
2	Efficiency of collection of municipal solid waste	100%	98	100
3	Extent of segregation of municipal solid waste	100%	90	100
4	Extent of municipal solid waste recovered	80%	80	90
5	Extent of scientific disposal of municipal solid waste	100%	80	90
6	Efficiency in redressal of customer complaints	80%	80	100
7	Extent of cost recovery in SWM services	100%	40	50
8	Efficiency in collection of SWM charges	90%	60	70
Storm Water Drainage				
1	Coverage of Storm water drainage network	100%	100	100
2	Incidence of water logging / flooding	0%	0	0
SLB Status of 2018-19				
1	Coverage of Water Supply (24 X 7) in all Public/Community Toilets	24X7	YES	
2	Percentage of waste being processed scientifically*	100%	80	
*% amount of waste that is disposed in landfills that have been designed, built, operated and maintained as per standards laid down by Central agencies. This extent of compliance should be expressed as a percentage of the total quantum of waste disposed at landfill sites, including open dump sites. (Source: Handbook of Service Level Benchmarking, MoUD, Gol, Pg 66)				


COMMISSIONER
THENI - ALLINAGARAM MUNICIPALITY


 16/08/2019

For the Performance Grant of 2019-20

1: Audit of Annual Accounts (Max Marks 10)

Condition	PG Year	Reference Data	Yes /No	Marks Obtained	If published audited accounts on ULB website, Marks = 10; Otherwise marks = 0
Published audited accounts on ULB website	2019-20	Audited Accounts of 2017-18	YES	10	

2: Increase in Own Revenue Sources

(a) Covering Establishment costs and O&M from own income (Maximum Marks 20)

Condition	PG Year	Reference Data	Own Revenue (i)	Revenue Expenditure (ii)	Achievement Range (i / ii)	Marks Obtained	If achievement range is more than 70 %, marks = 20; between 60 % to 70 %, marks = 15; between 50 % to 60 %, marks = 10, less than 50%, marks = 0.
			Rs. In Lakh				
Not able to recover costs related to revenue expenditure such as O&M costs as well as establishment & salaries from its own revenue funds excluding land, entry tax and stamp duty, etc.	2019-20	2018-19	1,083.71	2,186.96	49.55	0	

(b) Capital expenditure as a percentage of total expenditure (Maximum Marks 20)

For 500 AMRUT Cities

Condition	PG Year	Reference Data	Capital Expenditure (i)	Total Expenditure (ii)	Achievement Range (i / ii)	Marks Obtained	If achievement range is more than 40 %, marks = 20; between 30 % to 40 %, marks = 15; between 20 % to 30 %, marks = 10; less than 20%, marks = 0.
			Rs. In Lakh				
Ratio of Capital Expenditure to Total Expenditure including all devolutions/schemes, etc.	2019-20	2018-19	0	0	0.00	0	

For all other Cities

Condition	PG Year	Reference Data	Capital Expenditure (i)	Total Expenditure (ii)	Achievement Range (i / ii)	Marks Obtained	If achievement range is more than 20 %, marks = 20; between 15 % to 20 %, marks = 15; between 10 % to 15 %, marks = 10; less than 10%, marks = 0.
			Rs. In Lakh				
Ratio of Capital Expenditure to Total Expenditure including all devolutions/schemes, etc.	2019-20	2018-19	721.5	2935.74	24.58	20	

3: Publishing of Service Level Benchmarks (SLBs)

Water supply:

Coverage (Maximum Marks 15)

Condition	PG Year	Reference Data	Coverage Ratio	Marks Obtained	
Water Coverage Ratio	2019-20	SLB Status of 2018-19	95	15	If coverage is between 90% to 100 %, marks = 15; between 80 % to 90 %; marks = 10, between 70 % to 80 %; marks = 5, less than 70%, marks = 0.

Reduction in NRW (Maximum Marks 15)

Condition	PG Year	Reference Data	NRW Status	Marks Obtained	
Not achieving benchmark of 20% NRW in Revenue Water	2019-20	SLB Status of 2018-19	3	15	If NRW is less than 20%, Marks = 15; between 20 % to 30 %, marks = 10; between 30 % to 40 %, marks = 5; above 40 % , Marks =0.

Coverage of Water Supply for Public/Community Toilets (Maximum Marks 10)


Condition	PG Year	Reference Data	Percentage of 24X7 Water Supply to all PT/CT	Marks Obtained	
SLB providing water connection to Public and Community Toilets	2019-20	SLB Status of 2018-19	YES	10	If 24X7 water supply to all PT and CT, marks = 10; otherwise marks = 0

Solid Waste Management:

Coverage (Maximum Marks 10)

Condition	PG Year	Reference Data	% of waste being processed scientifically	Marks Obtained	
80% of waste being processed scientifically	2019-20	SLB Status of 2018-19	80	10	If percentage of waste being processed scientifically is more than 50 %, marks = 10; between 20% to 50%, marks = 5; less than 20%, marks = 0.


COMMISSIONER
THENI - ALLINAGARAM MUNICIPALITY


 16/8/2019

ite		TAMILNADU		
B		THENI-ALLINAGARAM MUNICIPALITY		
For the Performance Grant of 2019-20				
Criteria			Maximum Marks	Total Marks Obtained
Part 1 : Audit of Annual Accounts		Published audited accounts on ULB website	10	10
Part 2 : Increase in Own Revenue Sources	a)	Covering Establishment costs and O&M from own income	20	0
	b)	For AMRUT cities	20	0
		For Non-AMRUT cities	20	20
Part 3: Publishing of Service Level Benchmarks (SLBs)	a)	1	15	15
		2	15	15
		3	10	10
	b)	Percentage of waste being processed scientifically	10	10
	Total			100


COMMISSIONER
THENI-ALLINAGARAM MUNICIPALITY


 16/08/2019

ANNEXURE -1
14TH FINANCE COMMISSION PERFORMANCE GRANT
(TO BE SENT BY STATE TO MoUD)

Name Of State : Tamilnadu

Name of ULB: THENI-ALLINAGARAM MUNICIPALITY

PART 1: LIST OF ALL ULBS IN STATE THAT ARE ELIGIBLE AND INELIGIBLE FOR PERFORMANCE GRANT

S.No	Name Of ULB	Scores Of Three Conditions			Total Score 100
		Condition 1 Completion Of Audited Annual Accounts	Condition 2 Increase In Own Revenue Sources	Condition 3 Publishing Of Service Level Bench Marks	
		10	40	50	100
1	THENI- ALLINAGARAM MUNICIPALITY	upto 2017- 2018	yes	yes	100


Commissioner, (i/c)

Theni – Allinagaram Municipality


16/08/19.

Annexure -2

14th Finance Commission Performance Grant Claim Form of ULBs to State Government (To be sent by ULBs to the State)

Name of the ULB : Theni – Allinagaram
 Date of the last election held and due date : 25.10.2011
 Name of the State : Tamil Nadu
 Conditions for Disbursal of Performance Grant : 2019-2020

Part 1 : Audit Of Annual Accounts (Maximum Marks 10)

Achievement Range	Yes	No
Published audited accounts on ULB Website	10	0

Part 2 : Increase in Own Revenue Sources

(A) Covering Establishment costs and O&M from own Income (Maximum marks 20)

	More than 70%	Between 60% to 70%	Between 50% to 60%	Less than 50%
Marks	20	15	10	0
ULB able to recover costs related to Revenue expenditure which is O&M costs as well as Establishment & Salaries from its own revenue funds excluding control entry tax and stamp duty etc.	-	-	-	49.55

(B) Capital Expenditure as a percentage of total expenditure (Maximum marks 20)

For AMRUT Cities

	More than 40%	30% to 40%	20% to 30%	Less than 20%
Marks	20	15	10	0
Ratio of Capital expenditure to Total expenditure including all devolutions / Schemes etc.,	-	-	-	-

For all Other Cities

Achievement Range	More than 20%	Between 15% to 20%	Between 10% to 15%	Less than 10%
Marks	20	15	10	0
Ratio of Capital expenditure to Total expenditure including all devolutions / Schemes etc.,	24.58	-	-	-

Part 3: Publishing of Service Level Benchmarks (SLBs)

A) Water Supply:

1) Coverage (Maximum Marks 15)

Achievement Range	Between 90% to 100%	Between 80% to 90%	Between 70% to 80%	Less than 70%
Marks	15	10	5	0
Water Coverage Ratio	95	-	-	-

2) Reduction in NRW (Maximum Marks 15)

Achievement Range	Less than 20%	Between 20% to 30%	Between 30% to 40%	Above 40%
Marks	15	10	5	0
Water Coverage Ratio	3	-	-	-

3) Coverage of Water Supply for Public / Community Toilets (Maximum Marks 10)

Achievement Range	Less than 20%	Between 20% to 30%
Marks	10	10
ULB Providing water connection to Public and Community Toilets	10	-

B) Solid Waste Management: Coverage : (Maximum Marks 10)

Achievement Range	More than 50%	Between 20% to 50%	Less than 20%
Marks	10	5	0
% of waste being processed scientifically	80	-	-

It Is Confirmed That I Have Verified The Information Presented In This Form Which Is True And Correct To The Best Of My Knowledge

[Signature]
Commissioner, (i/c)

Theni – Allinagaram Municipality.

[Signature]
16/08/2019.

FORM R
THENI-ALLINAGARAM MUNICIPALITY

**Details of Assigned Revenue, Grants and Transfers from State
and Central Government**

				2018-19
S.No.	OldCode No.	Description Transfer / Grants / Assigned Revenue)	New Code No	Amount (Rs. In lakh)
1)	1046	Duty Transfer of Property	1201001	411.800
2)	1047	Entertainment Tax	1201002	0.780
3)	1050	Assigned Revenue		0.000
4)	1053	SFC Devolution	1601004	1,151.100
5)	4014	Central Finance Commission Grant (13th, 14th FC grants)	3203002	24.270
Total				1,587.950
Capital Receipts				
6)	1051	Grant for Natural Calamaties	1601002	0.000
7)	1052	Grant for Schemes implementation (IPP5)	1603001	0.000
8)		Infra -Gap Filling Fund	1603001	0.000
9)		O&M Gap Filling Fund	1603001	0.000
10)	4014	TURIP	3203002	0.000
11)	4014	IUDM	3203002	0.000
12)	4014	MLA/MP Fund	3203002	0.000
13)	4014	Grant Released by TNUIFSL (External Aided Projects)	3203002	0.000
14)	4014	Performance Grant	3203002	0.000
15)	4014	Swachh Bharat Mission	3203002	0.000
16)	4014	NULM/TNULM	3203002	0.000

17)	4014	Grant released by TUFIDCO JNNURM (UIG) UIDSSMT	3203002	0.000
18)	4014	Grant released by CMA (BSUP/IHSDP)	3203002	0.000
19)	4014	Grant released by line Departments (Eg:- Tourism, etc.,	3203002	0.000
20)	4014	Other Grants (Specify)	3203002	0.000
21)		Loan (State Govt/Financial Insitution)	3203002	268.840
		Total		268.840

[Signature]
16/8/19

Commissioner (i/c)

Theni-Allinagaram Municipality

[Signature]
16/8/2019.


FORM K

THENI-ALLINAGARAM MUNICIPALITY

Details showing the Capital Expenditure

S.NO	Description	Code No	2018-2019			
			Amount (Rs. In lakh)			
			Rev & Capital	Water Supply	Ele.Edu Fund	Total
1	Expenditure booked in General Ledger under Code No.3121 (Debit Total) (-) OB		227.15	0.00	21.60	248.75
2	Expenditure booked in General Ledger under Code No.3122 (Debit Total) (-) OB		0.00	0.00	0.00	0
3	Expenditure booked in General Ledger under each head (Debit total) (-) OB in each head	4105001	54.86	4.62	0.00	59.48
4		4105002	53.85	0.00	0.00	53.85
5		4105003	17.05	0.00	0.00	17.05
6		4107001	61.19	0.00	20.25	81.44
7		4107002	214.77	0.27	0.00	215.04
8		4107003	45.89	0.00	0.00	45.89
	Total		674.76	4.89	41.85	721.50


COMMISSIONER
THENI - ALLINAGARAM MUNICIPALITY


 16/08/2019

Format-B

Declaration of Service Level Standards

THENI DISTRICT

THENI-ALLINAGARAM MUNICIPALITY

Under The Conditions Imposed For The Drawal Of Share Of “General Performance Grant “ Under the 14Th Central Finance Commission Recommendations,the undersigned ,holding the office of the Commissioner ,Theni –Allinagaram Municipality,is publishing the “Standardised service level bench marking “ for the year 2019-2020 comprising of four service sectors viz .,Water Supply,sewerage ,strom water drainage and solid waste management pertaining to the Theni-Allinagaram Municipality


Commissioner, (i/c)

Theni – Allinagaram Municipality


16/08/2019.

FORMAT – B

Declaration of Service Level Standards Notification Format for the second year 2019-20

Name of the Urban Local Body	Name of the Municipal Commissioner	Postal address with PIN code	Phone & Fax nos.	Email id.
Theni – Allinagaram	P.RAJENDRAN,	Municipal Office, Nehruji road, Theni – 625531.	04546 – 252470	commr.theni@tn.gov.in

Water Supply Indicators

Benchmarks	Coverage of water supply Connections		Per capita supply of water		Extent of metering of water connections		Extent of non revenue water		Continuity of water supply		Quality of water supplied		Efficiency in redressal of customer complaints		Cost recovery in water supply services		Efficiency in collection of water supply-related charges	
	100%		135 lpcd		100%		20%		24 hours		100%		80%		100%		90%	
	Current (2018 – 19)	Target (2019 – 20)	Current (2018 – 19)	Target (2019 – 20)	Current (2018 – 19)	Target (2019 – 20)	Current (2018 – 19)	Target (2019 – 20)	Current (2018 – 19)	Target (2019 – 20)	Current (2018 – 19)	Target (2019 – 20)	Current (2018 – 19)	Target (2019 – 20)	Current (2018 – 19)	Target (2019 – 20)	Current (2018 – 19)	Target (2019 – 20)
1	95	95	135	135	99	99	3	3	20	10	100	100	80	100	95	95	90	90

Sewage Management (Sewerage and Sanitation)

Benchmarks	Coverage of toilets		Coverage of sewage network services		Collection efficiency of the sewage network		Adequacy of sewage treatment capacity		Quality of sewage treatment		Extent of reuse and recycling of treated sewage		Efficiency in redressal of customer complaints		Extent of cost recovery in sewage management		Efficiency in collection of sewage charges	
	100%		100%		100%		100%		100%		20%		80%		100%		90%	
	Current (2018 – 19)	Target (2019 – 20)	Current (2018 – 19)	Target (2019 – 20)	Current (2018 – 19)	Target (2019 – 20)	Current (2018 – 19)	Target (2019 – 20)	Current (2018 – 19)	Target (2019 – 20)	Current (2018 – 19)	Target (2019 – 20)	Current (2018 – 19)	Target (2019 – 20)	Current (2018 – 19)	Target (2019 – 20)	Current (2018 – 19)	Target (2019 – 20)
1	100	100	100	100	100	100	100	100	100	100	-	2	80	80	90	90	90	90

Solid Waste Management Indicators

Benchmarks	Household level coverage of solid waste management services		Efficiency of collection of municipal solid waste		Extent of segregation of municipal solid waste		Extent of municipal solid waste recovered		Extent of scientific disposal of municipal solid waste		Efficiency in redressal of customer complaints		Extent of cost recovery in SWM services		Efficiency in collection of SWM charges	
	100%		100%		100%		80%		100%		80%		100%		90%	
	Current (2018 – 19)	Target (2019 – 20)	Current (2018 – 19)	Target (2019 – 20)	Current (2018 – 19)	Target (2019 – 20)	Current (2018 – 19)	Target (2019 – 20)	Current (2018 – 19)	Target (2019 – 20)	Current (2018 – 19)	Target (2019 – 20)	Current (2018 – 19)	Target (2019 – 20)	Current (2018 – 19)	Target (2019 – 20)
1	100	100	98	100	90	100	90	100	80	100	100	100	40	50	70	90

Storm Water Drainage Indicators

Benchmarks	Coverage of storm water drainage network				Incidence of water logging/ flooding			
	100%				0%			
	Current (2018 – 19)		Target (2019 – 20)		Current (2018 – 19)		Target (2019 – 20)	
1	100		100		-		-	

[Signature]
 Sanitary Officer
 Theni Allinagaram Municipality

[Signature]
 COMMISSIONER
 Theni Allinagaram Municipality (I/c)
 Theni - Allinagaram Municipality