

**Thoothukudi Corporation**

**Trial Balance**

Input Parameter : Financial Year : 2017-2018; Fund Name : Revenue Fund; From Date : 01/Apr/2017; To Date : 31/Mar/2018;

Printed Date : 28-Jun-2019 13:23:56

S.No	Account Code	Account Head Name	Opening Balance		Actuals		Net Balance	
			Debit(₹)	Credit(₹)	Debit(₹)	Credit(₹)	Debit(₹)	Credit(₹)
1	1100101	PROPERTY TAX - RESIDENTIAL	0	0	0	38619239.54	0.0	38619239.54
2	1100102	PROPERTY TAX - COMMERCIAL	0	0	0	34373054.41	0.0	34373054.41
3	1100103	Property Tax - Industrial	0	0	0	2394608.64	0.0	2394608.64
4	1100104	Property Tax - Vacant Sites	0	0	3284	2719447.41	0.0	2716163.41
5	1101001	PROFESSIONAL TAX	0	0	0	37591185	0.0	37591185
6	1201001	DUTY ON TRANSFER OF PROPERTY	0	0	0	35454927	0.0	35454927
7	1301001	RENT FROM SHOPPING COMPLEX/MARKETS	0	0	0	20855766	0.0	20855766
8	1301002	RENT FROM COMMUNITY HALL	0	0	0	1380996	0.0	1380996
9	1301003	MARKET FEES - DAILY MARKET	0	0	0	3540137	0.0	3540137
10	1301005	FEES FOR BAYS IN BUS STAND	0	0	0	1301908	0.0	1301908
11	1301008	AVENUE RECEIPTS	0	0	0	38700	0.0	38700
12	1302001	RENT ON BUILDINGS - STAFF QUARTERS	0	0	0	884072	0.0	884072
13	1303001	RENT FROM TRAVELLERS BUNGALOWS AND REST HOUSES	0	0	0	264600	0.0	264600
14	1304001	RENT ON LEASE OF LANDS	0	0	0	185325	0.0	185325
15	1308005	Pay And Use Toilet	0	0	0	948675	0.0	948675
16	1308007	TRACK RENT	0	0	0	1681918	0.0	1681918
17	1401101	D&O Trade Licence Fees	0	0	0	20491048	0.0	20491048
18	1401102	LICENCE FEES UNDER PFA ACT	0	0	0	125	0.0	125
19	1401103	BUILDING LICENCE FEES	0	0	0	5502135	0.0	5502135
20	1401104	Fees for Slaughter House	0	0	4660	425815	0.0	421155
21	1401301	COPY APPLICATION FEES	0	0	0	52213	0.0	52213
22	1401302	BIRTH & DEATH CERTIFICATE FEES	0	0	0	633440	0.0	633440
23	1401401	Road Formation Charges	0	0	0	1105397	0.0	1105397
24	1401403	Other Development Charges	0	0	0	0	0.0	0.0

Prepared By:

**Thoothukudi Corporation**

**Trial Balance**

Input Parameter : Financial Year : 2017-2018; Fund Name : Revenue Fund; From Date : 01/Apr/2017; To Date : 31/Mar/2018;

Printed Date : 28-Jun-2019 13:23:56

25	1401404	LAYOUT SUBDIVISION FEE	0	0	0	58716	0.0	58716
26	1401501	Encroachment Fee	0	0	0	2650	0.0	2650
27	1401502	Demolition Charges	0	0	0	2670485	0.0	2670485
28	1402001	Penalty & Bank Charges For Dishonoured Cheques	0	0	0	56138	0.0	56138
29	1402004	OTHER PENALTIES	0	0	0	2902859	0.0	2902859
30	1404001	ADVERTISEMENT FEES	0	0	0	473655	0.0	473655
31	1404002	SURVEY FEES	0	0	0	356961	0.0	356961
32	1404004	Contractors/Suppliers/Licensed Surveyors/Plumbers/Others- Renewal Fees	0	0	0	108933	0.0	108933
33	1404007	Cart Stand Fess	0	0	0	1421711	0.0	1421711
34	1405009	OTHER USER CHARGES	0	0	0	122491	0.0	122491
35	1405010	SWM - USER CHARGES	0	0	0	9429943	0.0	9429943
36	1407001	Road Cutting Restoration Charge	0	0	0	12429390	0.0	12429390
37	1407017	Property Tax Name Transfer Charges	0	0	0	226200	0.0	226200
38	1408003	Misc. Recoveries	0	0	13235	392318	0.0	379083
39	1501003	Amma Unavagam-Sale Of Food	0	0	64906	7648370	0.0	7583464
40	1501101	SALE OF TENDER FORMS/OTHER PUBLICATIONS	0	0	0	9657	0.0	9657
41	1601003	GRANTS FROM STATE GOVERNMENT	0	0	0	11705292	0.0	11705292
42	1601004	DEVOLUTION FUND (INCLUDING STATE FINANCE COMMISSION FUND)	0	0	0	367177154	0.0	367177154
43	1603001	SCHEME GRANTS	0	0	0	71567581	0.0	71567581
44	1711001	INTEREST FROM BANK	0	0	0	5885417	0.0	5885417
45	1804001	Recovery from Employees	0	0	0	90641	0.0	90641
46	1808001	OTHER INCOME	0	0	687502	9364849.06	0.0	8677347.06
47	2101001	PAY	0	0	104349252	0	104349252	0.0
48	2101002	GRADE PAY	0	0	31133	0	31133	0.0
49	2101003	DEARNESS PAY	0	0	2883013	0	2883013	0.0

Prepared By:

**Thoothukudi Corporation**

**Trial Balance**

Input Parameter : Financial Year : 2017-2018;Fund Name : Revenue Fund;From Date : 01/Apr/2017;To Date : 31/Mar/2018;

Printed Date :28-Jun-2019 13:23:56

50	2101004	DEARNESS ALLOWANCE	0	0	70482841	0	70482841	0.0
51	2101005	HOUSE RENT ALLOWANCE	0	0	5447400	0	5447400	0.0
52	2101006	CITY COMP. ALLOWANCE	0	0	15408	0	15408	0.0
53	2101007	MEDICAL ALLOWANCE	0	0	887453	0	887453	0.0
54	2101008	OTHER ALLOWANCE	0	0	588034	0	588034	0.0
55	2101009	WAGES - NMR	0	0	46676	0	46676	0.0
56	2101010	WAGES - OTHERS	0	0	22477444	0	22477444	0.0
57	2101011	BONUS	0	0	2034018	0	2034018	0.0
58	2101012	EXGRATIA	0	0	1500	0	1500	0.0
59	2102004	SUPPLY OF UNIFORMS	0	0	593541	0	593541	0.0
60	2102006	TRAINING PROGRAMME EXPENSES	0	0	79235	0	79235	0.0
61	2102007	STAFF WELFARE EXPENSES	0	0	1588219	0	1588219	0.0
62	2102008	OTHER MISCELLANEOUS BENEFITS	0	0	64450	0	64450	0.0
63	2102013	SPECIAL PROVIDENT FUND CUM GRATUITY SCHEME	0	0	46284	0	46284	0.0
64	2102015	CPF MANAGEMENT CONTRIBUTION	0	0	3647307	0	3647307	0.0
65	2102019	CONVEYANCE ALLOWANCE	0	0	198790	0	198790	0.0
66	2103001	PENSIONS	0	0	100249808	0	100249808	0.0
67	2103002	FAMILY PENSION	0	0	226952	0	226952	0.0
68	2103004	COMMUTED VALUE OF PENSION	0	0	3230686	273899	2956787	0.0
69	2104002	DEATH-CUM-RETIREMENT GRATUITY	0	0	8701771	0	8701771	0.0
70	2104006	Other Contribution to Municipal Employees	0	0	10000	0	10000	0.0
71	2201001	RENT FOR BUILDINGS	0	0	50000	0	50000	0.0
72	2201004	MOTOR VEHICLE TAX	0	0	979879	0	979879	0.0
73	2201101	ELECTRICITY CONSUMPTION CHARGES FOR OFFICE BUILDINGS	0	0	4275980	0	4275980	0.0
74	2201105	Computer Operational Expenses	0	0	18340	0	18340	0.0
75	2201201	TELEPHONE CHARGES	0	0	312500	0	312500	0.0
76	2201203	POSTAGE AND TELEGRAM AND FAX CHARGES	0	0	19000	0	19000	0.0

Prepared By:

**Thoothukudi Corporation**

**Trial Balance**

Input Parameter : Financial Year : 2017-2018; Fund Name : Revenue Fund; From Date : 01/Apr/2017; To Date : 31/Mar/2018;

Printed Date : 28-Jun-2019 13:23:56

77	2202001	BOOKS AND PERIODICALS AND MAGAZINES	0	0	9222	0	9222	0.0
78	2202101	STATIONERY AND PRINTING	0	0	2579939	0	2579939	0.0
79	2203001	TRAVEL EXPENSES	0	0	1195478	0	1195478	0.0
80	2204001	VEHICLE INSURANCE	0	0	792658	0	792658	0.0
81	2205001	STATUTORY AUDIT FEES	0	0	1435458	0	1435458	0.0
82	2205104	LEGAL & ARBITRATION EXPENSES	0	0	351000	0	351000	0.0
83	2205202	ENGINEERING CONSULTANCY	0	0	696049	0	696049	0.0
84	2205203	OTHER PROFESSIONAL CHARGES	0	0	108140	0	108140	0.0
85	2206001	ADVERTISEMENT CHARGES	0	0	1964524	0	1964524	0.0
86	2208001	CASH AWARDS & PRIZES	0	0	18000	0	18000	0.0
87	2208003	OTHER EXPENSES	0	0	6396617	0	6396617	0.0
88	2301003	POWER CHARGES FOR STREET LIGHTS	0	0	28561756	0	28561756	0.0
89	2303002	DIESEL	0	0	5910828	0	5910828	0.0
90	2303004	MEDICINES & HOSPITAL NEEDS	0	0	4823704	0	4823704	0.0
91	2303005	SANITARY MATERIALS	0	0	5377500	0	5377500	0.0
92	2305007	MAINTENANCE EXPENSES FOR STREET LIGHTS	0	0	9198455	0	9198455	0.0
93	2305011	MAINTENANCE CHARGES TO TWARD BOARD/ METRO WATER BOARD	0	0	6221000	0	6221000	0.0
94	2305101	MAINTENANCE OF GARDENS / PARKS / SWIMMING POOLS	0	0	30000	0	30000	0.0
95	2305104	SANITARY / CONSERVANCY EXPENSES	0	0	275000	0	275000	0.0
96	2305111	Solid Waste Management	0	0	6000	0	6000	0.0
97	2305201	OFFICE BUILDING - MAINTENANCE	0	0	699542	0	699542	0.0
98	2305202	REPAIRS AND MAINTENANCE - BUILDINGS	0	0	156955	0	156955	0.0
99	2305205	MAINTENANCE OF MARKETS & SHOPPING COMPLEXES	0	0	21150	0	21150	0.0
100	2305301	Light Vehicles - Maintenance	0	0	921928	0	921928	0.0
101	2305302	HEAVY VEHICLES - MAINTENANCE	0	0	7395807	0	7395807	0.0

Prepared By:

**Thoothukudi Corporation**

**Trial Balance**

Input Parameter : Financial Year : 2017-2018; Fund Name : Revenue Fund; From Date : 01/Apr/2017; To Date : 31/Mar/2018;

Printed Date : 28-Jun-2019 13:23:56

102	2305902	REPAIRS AND MAINTENANCE - INSTRUMENTS, PLANT & MACHINERY	0	0	354758	0	354758	0.0
103	2305904	REPAIRS AND MAINTENANCE - OFFICE EQUIPMENTS	0	0	70000	0	70000	0.0
104	2305906	REPAIRS AND MAINTENANCE - COMPUTERS	0	0	469412	0	469412	0.0
105	2308005	HOSPITAL EXPENSES	0	0	18300	0	18300	0.0
106	2308009	GARBAGE CLEARANCE	0	0	97239111	0	97239111	0.0
107	2308013	ANIMAL BIRTH CONTROL	0	0	732025	0	732025	0.0
108	2308016	LAPSED DEPOSIT REFUND	0	0	14000	0	14000	0.0
109	2308019	AMMA UNAVAGAM	0	0	17236614	0	17236614	0.0
110	2308021	Anti Filaria / Anti Malaria Operations	0	0	1854500	0	1854500	0.0
111	2403003	INTEREST ON LOANS FROM TNUJFSL	0	0	2262500	0	2262500	0.0
112	2407001	BANK CHARGES	0	0	113609	0	113609	0.0
113	2602005	MUNICIPAL CONTRIBUTION	0	0	65799520	1546489	64253031	0.0
114	2701001	PROVISION FOR DOUBTFUL COLLECTION OF REVENUE ITEMS - TAXES	0	0	3908108	0	3908108	0.0
115	2722001	DEPRECIATION - BUILDINGS	0	0	17671153	0	17671153	0.0
116	2723001	DEPRECIATION - ROADS & BRIDGES	0	0	176699524	0	176699524	0.0
117	2724001	DEPRECIATION - PLANT & MACHINERY	0	0	3900684	0	3900684	0.0
118	2725001	DEPRECIATION - VEHICLES	0	0	1986533	0	1986533	0.0
119	2726001	DEPRECIATION - OFFICE & OTHER EQUIPMENTS	0	0	839744	0	839744	0.0
120	2727001	DEPRECIATION - FURNITURE, FIXTURES, FITTINGS AND ELECTRICAL APPLIANCES	0	0	7850840	0	7850840	0.0
121	2728001	DEPRECIATION - OTHER FIXED ASSETS	0	0	1294198	0	1294198	0.0
122	2801001	Taxes	0	0	4567003	4567003	0.0	0.0
123	2804001	PRIOR YEAR INCOME	0	0	0	45077395	0.0	45077395
124	2808001	PRIOR YEAR EXPENSES	0	0	22857660	0	22857660	0.0
125	3109001	ACCUMULATED SURPLUS / DEFICIT	992057925	0	0	0	992057925	0.0

Prepared By:

**Thoothukudi Corporation**

Trial Balance

Input Parameter : Financial Year : 2017-2018; Fund Name : Revenue Fund; From Date : 01/Apr/2017; To Date : 31/Mar/2018;

Printed Date : 28-Jun-2019 13:23:56

126	3111001	CONTRIBUTION FROM MUNICIPAL FUND	0	431260858	0	64253031	0.0	495513889
127	3121101	CAPITAL RESERVE	0	270785135	0	0	0.0	270785135
128	3203001	CONTRIBUTIONS FROM THE GOVERNMENT	0	819382388	0	71215187	0.0	890597575
129	3203002	GRANTS FROM THE GOVERNMENT	0	1530537889	75881260	83383968	0.0	1538040597
130	3208001	Contributions From Private Parties	0	11698629	0	0	0.0	11698629
131	3208002	M.P.FUND	0	0	1420000	1420000	0.0	0.0
132	3208003	M.L.A.FUND	0	0	15623968	15623968	0.0	0.0
133	3302001	LOANS FROM STATE GOVERNMENT	4247692	0	0	0	4247692	0.0
134	3303001	LOAN FROM HUDCO	35340673	0	0	0	35340673	0.0
135	3303002	LOAN FROM TUFIDCO	12215920	0	0	0	12215920	0.0
136	3303003	LOAN FROM MUDE	58191276	0	0	0	58191276	0.0
137	3303005	Loan from TNUDE	0	0	1701525	0	1701525	0.0
138	3401001	Tender Deposit - Contractors.	0	115993403	4920843	17761113	0.0	128833673
139	3401002	TENDER DEPOSIT - SUPPLIERS	0	227368	0	27811	0.0	255179
140	3401003	SECURITY DEPOSIT - CONTRACTORS	0	0	5000	365827	0.0	360827
141	3401004	RETENTION AMOUNT	0	0	27250	32728078	0.0	32700828
142	3402001	Security Deposit - Lease	0	31969186	9581153	12547323	0.0	34935356
143	3403001	SECURITY DEPOSIT - STAFF	0	47840	0	0	0.0	47840
144	3408001	DEPOSITS - OTHERS	0	16700786	533800	1608141	0.0	17775127
145	3501001	POWER CHARGES - PAYABLE - STREET LIGHTS	0	3150	0	0	0.0	3150
146	3501002	SURVEY CHARGES - PAYABLE	0	3782946	0	0	0.0	3782946
147	3501003	ACCOUNTS PAYABLE - CONTRACTORS	0	13791039	270324868	262502747	0.0	5968918
148	3501004	ACCOUNTS PAYABLE - SUPPLIERS	0	1994733	23076669	23526689	0.0	2444753
149	3501005	ACCOUNTS PAYABLE - EXPENSES	0	28738259	140315138	147343503	0.0	35766624
150	3501006	DEPUTATIONIST RECOVERIES	0	3477248	0	0	0.0	3477248
151	3501007	PERSONNEL CLAIMS	0	14504858	2841231	0	0.0	11663627
152	3501008	OTHERS PAYABLE	0	0	7500	331449	0.0	323949
153	3501011	AUDIT FEES PAYABLE	0	5647180	4371885	1435458	0.0	2710753
154	3501101	SALARIES & WAGES PAYABLE	0	4542778	122169626	124310214	0.0	6683366

Prepared By:

**Thoothukudi Corporation**

**Trial Balance**

Input Parameter : Financial Year : 2017-2018; Fund Name : Revenue Fund; From Date : 01/Apr/2017; To Date : 31/Mar/2018;

Printed Date : 28-Jun-2019 13:23:56

155	3501104	GROUP INSURANCE SCHEME - MANAGEMENT	0	4955384	0	0	0	0	0	4955384
156	3501106	CONTRIBUTION PAYABLE	0	12498309	0	0	0	0	0	12498309
157	3501201	Other Payables	0	0	26439	26439	0	0	0	0
158	3502001	INTEREST PAYABLE	0	0	30995593	30995593	0	0	0	0
159	3502002	PROVIDENT FUND RECOVERIES	0	21417652	0	0	0	0	0	21417652
160	3502003	CO-OPERATIVE SOCIETY LOAN RECOVERIES	0	17640	13859910	13859910	0	0	0	13859910
161	3502004	RD RECOVERIES	0	61283	803900	803900	0	0	0	803900
162	3502005	L.I.C. POLICES PREMIUM RECOVERIES	0	14190	1042465	1042465	0	0	0	1042465
163	3502006	SPECIAL PROVIDENT FUND-CUM- GRATUITY	14740	0	206686	206686	0	0	0	206686
164	3502007	SCHEME - RECOVERIES	0	121078	470910	470910	0	0	0	121078
165	3502009	F.B.F. / GROUP INSURANCE SCHEME RECOVERIES	0	95856	0	0	4412	0	0	95856
166	3502010	EXTERNAL HOUSING RECOVERIES INCLUDING H.B.A.	0	1589483	1405586	1405586	0	0	0	1589483
167	3502011	SANCTIONED BY THE C.M.A.	0	30253	0	0	0	0	0	30253
168	3502012	It Deduction	0	20350	232647	232647	0	0	0	20350
169	3502013	RECOVERIES TOWARDS LOANS FROM BANKS	0	790543	4180682	4180682	0	0	0	790543
170	3502014	COURT RECOVERIES	0	0	99990	99990	0	0	0	0
171	3502015	H.B.A.SPECIAL F.B.F. SUBSCRIPTION	0	0	1272550	1272550	0	0	0	0
172	3502017	INCOME TAX DEDUCTIONS - CONTRACTORS	0	1310489	1980062	1980062	0	0	0	1310489
173	3502018	OTHER RECOVERIES	0	1466944	4330807	4330807	0	0	0	1466944
174	3502021	VAT - PAYABLE	0	11687	0	0	0	0	0	11687
175	3502022	SERVICE TAX PAYABLE	0	0	3729582	3729582	0	0	0	0
176	3502023	HANDLOOM ADVANCE RECOVERED - PAYABLE TO	0	0	3363665	3363665	0	0	0	0
177	3502025	CO-OPTEX	0	0	200000	200000	0	0	0	0
178	3502032	CPF SUBSCRIPTION RECOVERIES	0	12006941	1149660	1149660	0	0	0	12006941
		Contribution to CMDA/LPA Payable	0	621800	872007	872007	0	0	0	621800
		Health Fund Subscription	0	1173408	931257	931257	0	0	0	1173408
		Manual Workers Genenral Welfare Fund	0	0	964949	964949	0	0	0	0
		CGST - PAYABLE	0	0	0	0	0	0	0	0

Prepared By:

### Thoothukudi Corporation

#### Trial Balance

Input Parameter : Financial Year : 2017-2018; Fund Name : Revenue Fund; From Date : 01/Apr/2017; To Date : 31/Mar/2018;

Printed Date : 28-Jun-2019 13:23:56

179	3502033	SGST - PAYABLE	0	0	0	989054	0.0	989054	0.0
180	3503001	Recoveries - Payable to Other Municipalities	0	12532	0	0	0.0	12532	0.0
181	3503002	LIBRARY CESS - PAYABLES	0	54792112	14371727	14525901	0.0	54946286	0.0
182	3503003	WATER SUPPLY AND DRAINAGE TAX - PAYABLE	0	210102	0	0	0.0	210102	0.0
		CURRENT / ARREARS							
183	3504101	ADVANCE COLLECTION OF PROPERTY TAX	0	683714	732833	49119	0.0	0.0	0.0
184	3504102	ADVANCE COLLECTION - OTHER REVENUES	0	0	2154	2154	0.0	0.0	0.0
185	3603001	PROVISION FOR DOUBTFUL COLLECTION OF REVENUE ITEMS	0	49107366	0	3908108	0.0	53015474	0.0
186	4101001	LAND -GROSS BLOCK	86341473	0	0	0	86341473	0.0	0.0
187	4102001	BUILDINGS - GROSS BLOCK	417904535	0	72183430	0	490087965	0.0	0.0
188	4103001	SUBWAYS AND CAUSEWAYS - GROSS BLOCK	810008	0	0	0	810008	0.0	0.0
189	4103002	BRIDGES AND FLYOVERS - GROSS BLOCK	26001963	0	0	0	26001963	0.0	0.0
190	4103003	ROADS & PAVEMENTS - CONCRETE - GROSS BLOCK	398012588	0	9937318	0	407949906	0.0	0.0
191	4103004	ROADS & PAVEMENTS - BLACK TOPPED - GROSS BLOCK	1195225413	0	32786151	0	1228011564	0.0	0.0
192	4103005	ROADS & PAVEMENTS - OTHERS - GROSS BLOCK	190162242	0	0	0	190162242	0.0	0.0
193	4103101	STROM WATER DRAINS, OPEN DRAINS AND CULVERTS - GROSS BLOCK	360659259	0	6505558	0	367164817	0.0	0.0
194	4103102	DRAINAGE AND SEWERAGE PIPES, CONDUITS, CHANNELS ETC. - GROSS BLOCK	542897	0	0	0	542897	0.0	0.0
195	4103201	WATER SUPPLY - HEAD WORKS, OHT ETC. AND WATER SUPPLY MAINS - GROSS BLOCK	3668550	0	0	0	3668550	0.0	0.0
196	4103202	GROUND WATER WELLS/ DEEP BORE WELLS - GROSS BLOCK	77700	0	0	0	77700	0.0	0.0
197	4103203	RESERVOIRS - GROSS BLOCK	1839455	0	0	0	1839455	0.0	0.0
198	4104001	PLANT AND MACHINERIES - GROSS BLOCK	24087182	0	1401556	0	25488738	0.0	0.0



**Thoothukudi Corporation**

**Trial Balance**

Input Parameter : Financial Year : 2017-2018; Fund Name : Revenue Fund; From Date : 01/Apr/2017; To Date : 31/Mar/2018;

Printed Date : 28-Jun-2019 13:23:56

199	4104002	TOOLS & PLANT - GROSS BLOCK	13818445	0	133339	0	13951784	0.0
200	4104004	SULLAGE WATER REMOVAL TANKERS - GROSS BLOCK	10000	0	0	0	10000	0.0
201	4105001	HEAVY VEHICLES - GROSS BLOCK	30020348	0	0	0	30020348	0.0
202	4105002	LIGHT VEHICLES - GROSS BLOCK	18665882	0	0	0	18665882	0.0
203	4105003	OTHER VEHICLES - GROSS BLOCK	2482023	0	76563	0	2558586	0.0
204	4106002	Instruments and Equipments in Hospitals and Dispensaries Etc	379766	0	0	0	379766	0.0
205	4106003	Other equipments - GROSS BLOCK	13993820	0	360756	0	14354576	0.0
206	4107001	FURNITURE FIXTURES AND FITTINGS - GROSS BLOCK	25849737	0	1374013	0	27223750	0.0
207	4107002	ELECTRICAL INSTALLATIONS - LAMPS / TUBE LIGHT FITTINGS - GROSS BLOCK	31646532	0	10709534	0	42356066	0.0
208	4107003	ELECTRICAL INSTALLATIONS - OTHERS - GROSS BLOCK	18503523	0	0	0	18503523	0.0
209	4108002	Computers and Printers	0	0	661380	661380	0.0	0.0
210	4112001	BUILDINGS - ACCUMULATED DEPRECIATION	0	115566062	0	17671153	0.0	133237215
211	4113001	SUBWAYS AND CAUSEWAYS - ACCUMULATED DEPRECIATION	0	783592	0	4755	0.0	788347
212	4113002	BRIDGES AND FLYOVERS - ACCUMULATED DEPRECIATION	0	8317960	0	3183121	0.0	11501081
213	4113003	ROADS & PAVEMENTS - CONCRETE - ACCUMULATED DEPRECIATION	0	258811166	0	36897232	0.0	295708398
214	4113004	ROADS & PAVEMENTS - BLACK TOPPED - ACCUMULATED DEPRECIATION	0	976708256	0	96755608	0.0	1073463864
215	4113005	ROADS & PAVEMENTS - OTHERS - ACCUMULATED DEPRECIATION	0	168949876	0	12727420	0.0	181677296
216	4113101	STORM WATER DRAINS, OPEN DRAINS AND CULVERTS - ACCUMULATED DEPRECIATION	0	212492899	0	27136143	0.0	239629042

Prepared By:

**Thoothukudi Corporation**

**Trial Balance**

Input Parameter : Financial Year : 2017-2018; Fund Name : Revenue Fund; From Date : 01/Apr/2017; To Date : 31/Mar/2018;

Printed Date : 28-Jun-2019 13:23:56

217	4114001	PLANT & MACHINERY - ACCUMULATED DEPRECIATION	0	9785132	0	3900684	0.0	13685816
218	4114002	TOOLS & PLANT - ACCUMULATED DEPRECIATION	0	10633664	0	823193	0.0	11456857
219	4115001	HEAVY VEHICLES - ACCUMULATED DEPRECIATION	0	25627600	0	1098187	0.0	26725787
220	4115002	LIGHT VEHICLES - ACCUMULATED DEPRECIATION	0	15112499	0	888346	0.0	16000845
221	4115003	OTHER VEHICLES - ACCUMULATED DEPRECIATION	0	2482023	0	0	0.0	2482023
222	4116001	OFFICE & OTHER EQUIPMENTS - ACCUMULATED DEPRECIATION	0	0	0	0	0.0	0.0
223	4116002	Instruments and Equipments in Hospitals and Dispensaries Etc - Accumulated Depreciation	0	313562	0	16551	0.0	330113
224	4116003	Other equipments - Accumulated Depreciation	0	9048171	0	1289443	0.0	10337614
225	4117001	FURNITURE, FIXTURES & FITTINGS - ACCUMULATED DEPRECIATIONS	0	18960535	0	1910769	0.0	20871304
226	4117002	ELECTRICAL INSTALLATIONS - LAMPS & TUBE LIGHTS FITTINGS - ACCUMULATED DEPRECIATION	0	18994196	0	4261580	0.0	23255776
227	4117003	ELECTRICAL INSTALLATIONS - OTHERS - ACCUMULATED DEPRECIATION	0	11789560	0	1678491	0.0	13468051
228	4121001	PROJECTS - IN - PROGRESS ACCOUNT	72892669	0	69246998	66362018	75777649	0.0
229	4122001	PROJECTS - IN - PROGRESS ACCOUNT	714944186	0	126569840	72273653	769240373	0.0
230	4123001	PROJECTS - IN - PROGRESS ACCOUNT	0	0	379891	379891	0.0	0.0
231	4208001	FIXED DEPOSIT	52991223	0	1826794	0	54818017	0.0
232	4301001	STORES - ENGINEERING	57600	0	57600	0	0.0	0.0

Prepared By:

**Thoothukudi Corporation**

**Trial Balance**

Input Parameter : Financial Year : 2017-2018; Fund Name : Revenue Fund; From Date : 01/Apr/2017; To Date : 31/Mar/2018;

Printed Date : 28-Jun-2019 13:23:56

233	4311001	PROPERTY TAX - RECOVERABLE - RESIDENTIAL - CURRENT	0	0	42576103.28	33348003	9228100.28	0.0
234	4311002	PROPERTY TAX - RECOVERABLE - COMMERCIAL - CURRENT	0	0	34373054.41	29610095.7	4762958.71	0.0
235	4311003	Property Tax - Recoverable - Industrial - Current	0	0	2394608.64	1963232.76	431375.88	0.0
236	4311004	Property Tax - Recoverable - Vacant sites - Current	0	0	2719447.41	1360604.31	1358843.1	0.0
237	4311006	Property Tax - Recoverable - Residential - Arrears	60665978	0	1050739.92	37262661.4	24454056.52	0.0
238	4311007	Property Tax - Recoverable - Commercial - Arrears	0	0	21743231.3	6234920.34	15508310.96	0.0
239	4311008	Property Tax - Recoverable - Industrial - Arrears	0	0	3057030.74	1348563.6	1708467.14	0.0
240	4311009	Property Tax - Recoverable - Vacant sites - Arrears	0	0	13288020.42	9246505.95	4041514.47	0.0
241	4311903	PROFESSION TAX - RECOVERABLE - CURRENT	0	0	35401110	31392938	4008172	0.0
242	4311904	PROFESSION TAX - RECOVERABLE - ARREARS	6490570	0	26413173	9993371	22910372	0.0
243	4311906	OTHER TAXES - RECOVERABLE - ARREARS	60686	0	0	0	60686	0.0
244	4313002	LICENCE FEES AND OTHER FEES - RECOVERABLE - ARREARS	417743	0	0	0	417743	0.0
245	4313003	WATER CHARGES RECOVERABLE - CURRENT	0	0	257347	257347	0.0	0.0
246	4313004	WATER CHARGES RECOVERABLE - ARREARS	0	0	12031	12031	0.0	0.0
247	4313007	SWM USER CHARGES RECOVERABLE - CURRENT	0	0	9429943	9429943	0.0	0.0
248	4314001	LEASE AMOUNT - RECOVERABLE - CURRENT	0	0	10397658	10344633	53025	0.0
249	4314002	LEASE AMOUNT - RECOVERABLE - ARREARS	0	0	5202190	5202190	0.0	0.0
250	4314003	RENT ON BUILDINGS RECOVERABLE - CURRENT	0	0	1135413	0	1135413	0.0

Prepared By:

**Thoothukudi Corporation**

**Trial Balance**

Input Parameter : Financial Year : 2017-2018; Fund Name : Revenue Fund; From Date : 01/Apr/2017; To Date : 31/Mar/2018;

Printed Date : 28-Jun-2019 13:23:56

251	4314004	RENT ON BUILDINGS RECOVERABLE - ARREARS	0	0	4963291	60050	4903241	0.0
252	4314005	RENT FROM SHOPPING COMPLEXES/MARKETS - CURRENT	0	0	20855766	10252641	10603125	0.0
253	4314006	RENT FROM SHOPPING COMPLEXES/MARKETS - ARREARS	24035762	0	14192484	10361443	27866803	0.0
254	4314007	MARKET FEES - DAILY MARKET RECOVERABLE - CURRENT	0	0	126067	0	126067	0.0
255	4314008	MARKET FEES - DAILY MARKET RECOVERABLE - ARREARS	0	0	100	0	100	0.0
256	4314015	CART STAND/ LORRY STAND/ TAXI STAND/ CYCLE STAND FEES RECOVERABLE - CURRENT	0	0	16179	0	16179	0.0
257	4314016	CART STAND/ LORRY STAND/ TAXI STAND/ CYCLE STAND FEES RECOVERABLE - ARREARS	0	0	222875	0	222875	0.0
258	4314017	AVENUE RECEIPTS RECOVERABLE - CURRENT	0	0	38700	0	38700	0.0
259	4314018	AVENUE RECEIPTS RECOVERABLE - ARREARS	0	0	592	0	592	0.0
260	4314020	CABLE TV RENT RECOVERABLE - ARREARS	5874262	0	0	0	5874262	0.0
261	4314036	INTEREST ON STAFF ADVANCES - RECOVERABLE ACCOUNT	12278	0	0	0	12278	0.0
262	4314037	MATERIALS COST RECOVERABLE A/C - CONTRACTORS	12984	0	0	0	12984	0.0
263	4314040	Misc. Recovery	1706182	0	0	18035	1688147	0.0
264	4315001	SPECIFIC GRANT - RECEIVABLE	31159221	0	0	0	31159221	0.0
265	4401001	PREPAID EXPENSES	7760704	0	0	0	7760704	0.0
266	4501001	Cash Account	1257250	0	139912313	141169563	0.0	0.0
267	4502001	Cheque Account	0	0	165176252	165176252	0.0	0.0
268	4502002	Online Transaction	2746	0	0	2746	0.0	0.0
269	4502101	RF-COLLECTION-IOB-0100001000018232	45737353	0	292863298	274171505	64429146	0.0
270	4502102	RF-AMIMA UNAVAGAM-IOB-010001000027055	408126	0	20034264	17769576	2672814	0.0

Prepared By:

**Thoothukudi Corporation**

**Trial Balance**

Input Parameter : Financial Year : 2017-2018; Fund Name : Revenue Fund; From Date : 01/Apr/2017; To Date : 31/Mar/2018;

Printed Date : 28-Jun-2019 13:23:56

271	4502104	RF-PAYMENT-IOB-010001000018232	418467	0	127923190	120494883	7846774	0.0
272	4502105	RF-PAYMENT-IOB-010001000031196	1958011	0	264133345	253276635	12814721	0.0
273	4502106	RF-EAST PAYMENT-IOB-132601000019828	322982	0	12552	35	335499	0.0
274	4502107	RF-WEST PAYMENT-IOB-132601000019824	32925	0	1244	0	34169	0.0
275	4502108	RF-NORTH PAYMENT-IOB-13260100019830	99423	0	3863	0	103286	0.0
276	4502109	RF-SOUTH PAYMENT-IOB-014301000015000	186025	0	7230	0	193255	0.0
277	4502110	RF-CAPITAL-IOB-010001000013983	0	102222	69103079	67306704	1694153	0.0
278	4502111	RF-TURIF-SBI-30012639654	17489679	0	65150883	55254599	27385963	0.0
279	4502112	RF-LIBRARYCESS-IOB-010001000020986	2613611	0	15789570	14790898	3612283	0.0
280	4502121	RF-DEPOSIT-CANARA-2780101020046	15510530	0	31692889	7011501	40191918	0.0
281	4502125	RF-EPF-NETBANKING ACCT	0	0	3505896	3297008	208888	0.0
282	4502208	RF-COLLECTION-AXIS-910010038986452	4280623	0	0	4244464	36159	0.0
283	4502501	ONLINECOLLECTION-HDFC-CURRENT	0	0	1412799	0	1412799	0.0
284	4504101	RF-IHSDP-SBI-30767749806	1000	0	107228	0	108228	0.0
285	4504102	RF-MLA FUND-SBI-10237758121	89753	0	19174486	18466232	798007	0.0
286	4504103	RF-MP FUND-SBI-10237757682	856533	0	1432570	2056996	232107	0.0
287	4504104	RF-IUDM-IOB-132601000016265	3260974	0	132379	0	3393353	0.0
288	4504107	RF-AMRUT-SYNDICATE-63902200079078	2531582	0	32204177	33602753	1133006	0.0
289	4504110	RF-BAS-SBI-10237757706	542866	0	0	542866	0.0	0.0
290	4504112	RF-UIDSSMT-INDIAN-717907662	204032	0	0	204032	0.0	0.0
291	4504201	RF-INFRA-DENA-127810037817	20740150	0	588677	14451421	6877406	0.0
292	4504202	RF-SS SCHEME-DENA-127810037841	1742131	0	37876	1116152	663855	0.0
293	4506101	RF-SFC-SBI-10852663500	35144302	0	449398014	378597581	105944735	0.0
294	4506102	RF-XIV FINANCE-SBI-10852664264	10926897	0	71791946	81807957	910886	0.0
295	4601001	FESTIVAL ADVANCE	1700510	0	1991000	2178000	1513510	0.0
296	4601005	COMPUTER ADVANCE	150000	0	0	0	150000	0.0
297	4601007	MOTORCYCLE ADVANCE	1368569	0	807559	802181	1373947	0.0
298	4601009	MARRIAGE ADVANCE	10860	0	0	4008	6852	0.0
299	4601012	Staff Advance	1637954	0	0	1146	1636808	0.0

Prepared By:


**Thoothukudi Corporation**


**Trial Balance**

Input Parameter : Financial Year : 2017-2018; Fund Name : Revenue Fund; From Date : 01/Apr/2017; To Date : 31/Mar/2018;

Printed Date : 28-Jun-2019 13:23:56

300	4604001	ADVANCE TO SUPPLIERS	7299763	0	0	0	7299763	0.0
301	4605010	Advance Recoverable Expenses	54234726	0	1345450	1635000	53945176	0.0
302	4605011	GENERAL IMPREST ACCOUNT	8013	0	0	0	8013	0.0
303	4606001	DEPOSITS - RECOVERABLE:	77552	0	0	0	77552	0.0
304	4702001	PAYABLE TO WATER SUPPLY AND DRAINAGE FUND	366942992	0	19089228	26163171	359869049	0.0
305	4702002	PAYABLE TO ELEMENTARY EDUCATION FUND	0	0	709024	9618874	0.0	8909850
306	4702004	RECEIVABLE FROM WATER SUPPLY FUND	0	209068761	8637632	10994611	0.0	211425740
		<b>Total</b>	<b>5541642525</b>	<b>5541642525</b>	<b>3989789185</b>	<b>3989789185</b>	<b>6729077034</b>	<b>6729077034</b>

  
**DEPUTY DIRECTOR**  
**LOCAL FUND AUDIT**  
**CORPORATION CONCURRENT AUDIT**  
**THOOTHUKUDI**

  
**Assistant Commissioner (P)**  
**Thoothukudi Corporation**

**Thoothukudi Corporation**  
**Thoothukudi Corporation**

**Income And Expenditure Statement**

Input Parameter: Financial Year : 2017-2018; Fund Name : Revenue Fund; From Date : 01/Apr/2017; To Date : 31/Mar/2018;

Generated Date : 28-Jun-2019 13:22

Code No	Description of items	Schedule No.	Current Year Amount(₹)	Previous Year Amount(₹)
<b>Income</b>				
110	Tax Revenue	I-1	115694251	0
120	Assigned Revenues & Compensations	I-2	35454927	0
130	Rental Income from Municipal Properties	I-3	31082097	0
140	Fees & User Charges	I-4	58844728	0
150	Sale & Hire Charges	I-5	7593121	0
160	Revenue Grants, Contribution and Subsidies	I-6	450450027	0
171	Interest Earned	I-8	5885417	0
180	Other Income	I-9	8767988.06	0
	<b>Total</b>		<b>713772556.1</b>	<b>0</b>
<b>Expenditure</b>				
210	Establishment Expenses	I-10	327607316	0
220	Administrative Expenses	I-11	21202784	0
230	Operations & Maintenance	I-12	187588345	0
240	Interest & Finance Charges	I-13	2376109	0
260	Grants, Contribution and Subsidies	I-15	64253031	0
270	Provisions and Write off	I-16	3908108	0
272	Depreciation		210242676	0
280	Prior Period Item	I-18	-22219735	0
	<b>Total</b>		<b>794958634</b>	<b>0</b>
	<b>3109002-Gross Deficit of Expenditure over Income</b>		<b>81186077.94</b>	<b>0</b>

**DEPUTY DIRECTOR**  
**LOCAL FUND AUDIT**  
**CORPORATION CONCURRENT AUDIT**  
**THOOTHUKUDI**

**Assistant Commissioner (P)**  
**Thoothukudi Corporation**

*(Handwritten Signature)*


## Thoothukudi Corporation

### Balance Sheet

Input Parameter : Financial Year : 2017-2018; Fund Name : Revenue Fund; From Date : 01/Apr/2017; To Date : 31/Mar/2018;

Printed Date : 28-Jun-2019 13:19:05

Code No	Description of items	Schedule No.	Current Year Amount(₹)	Previous Year Amount(₹)
<b>Liabilities</b>				
310	Municipal (General) Fund	B-1	-1073244003	0
311	Earmarked Funds	B-2	495513889	0
312	Reserves	B-3	270785135	0
320	Grants, Contribution for specific purposes	B-4	2440336801	0
330	Secured Loans	B-5	-111697086	0
340	Deposits Received	B-7	214908830	0
350	Other Liabilities	B-9	200711935	0
360	Provisions	B-10	53015474	0
	<b>Total</b>		<b>2490330975</b>	<b>0</b>
<b>Assets</b>				
410	Fixed Assets	B-11	2996171559	0
411	Accumulated Depreciation		-2074619429	0
412	Capital Work - in - progress		845018022	0
420	Investments - General Fund	B-12	54818017	0
430	Stock - in - hand	B-14	0	0
431	Sundry Debtors (Receivables)	B-15	172603612.1	0
440	Pre-paid Expenses	B-16	7760704	0
450	Cash and Bank balance	B-17	283033410	0
460	Loans, Advances and Deposits	B-18	66011621	0
470	Other Assets	B-19	139533459	0
	<b>Total</b>		<b>2490330975</b>	<b>0</b>

  
 DEPUTY DIRECTOR  
 LOCAL FUND AUDIT  
 CORPORATION CONCURRENT AUDIT  
 THOOTHUKUDI

  
 Assistant Commissioner (P)  
 Thoothukudi Corporation  
