



AUDIT CERTIFICATE


I have examined the Elementary Education Account / Income and Expenditure Account for the Year ended 31-03-2019 and the Balance Sheet as on 31-03-2019 of Thoothukudi Corporation. I have obtained all the information and explanation that I have required, and subject to the observation in the appended audit report. I Certified, as a result of my audit, that in my opinion, these accounts and balance sheet are properly drawn up, so as to exhibit true and fair view of the state of affairs of the corporation according to the best of information and explanation given to me and as shown by the books of the organization.


Deputy Director, 29/3
Local Fund Audit,
Corporation Audit,
Thoothukudi.

Thoothukudi Corporation
Income And Expenditure Statement - Elementary Education Fund 2018-19

Code No	Description of Items	Schedule No.	Current Year Amount(₹)	Previous Year Amount(₹)
Income				
110	Tax Revenue	1-1	54143811.56	0
170	Income from Investments	1-7	1282224	0
171	Interest Earned	1-8	656105	0
180	Other Income	1-9	62970	0
	Total		56145110.56	0
Expenditure				
210	Establishment Expenses	1-10	119624	0
230	Operations & Maintenance	1-12	3521972	0
240	Interest & Finance Charges	1-13	86	0
260	Grants, Contribution and Subsidies	1-15	7673469	0
270	Provisions and Write off	1-16	358523	0
272	Depreciation		5411752	0
280	Prior Period Item	1-18	-15945849.86	0
	Total		1139576.14	0
	3109002-Gross Surplus of Income over Expenditure		55005534.42	0


DEPUTY DIRECTOR 1819
LOCAL FUND AUDIT
CORPORATION CONCURRENT AUDIT
THOOTHUKUDI


Assistant Commissioner (P)
Thoothukudi Corporation

Thoothukudi Corporation
Trial Balance - Elementary Education Fund 2018-19

S.No	Account Code	Account Head Name	Opening Balance		Actuals		Net Balance	
			Debit (₹)	Credit (₹)	Debit (₹)	Credit (₹)	Debit (₹)	Credit (₹)
1	1100601	Education Tax - Residential	0	0	0	21613869.96	0.0	21613869.96
2	1100602	Education Tax - Commercial	0	0	0	26995866.29	0.0	26995866.29
3	1100603	Education Tax - Industrial	0	0	0	4358746.31	0.0	4358746.31
4	1100604	Education Tax - Vacant Sites	0	0	0	1178930.88	0.0	1175329
5	1701001	INTEREST ON INVESTMENTS / FIXED DEPOSITS	0	0	3601.88	1282224	0.0	1282224
6	1711001	INTEREST FROM BANK	0	0	0	656105	0.0	656105
7	1808001	OTHER INCOME	0	0	0	62970	0.0	62970
8	2101010	WAGES - OTHERS	0	0	119624	0	119624	0.0
9	2305109	MAINTENANCE EXPENSES - SCHOOLS	0	0	11195441	7673469	3521972	0.0
10	2407001	BANK CHARGES	0	0	86	0	86	0.0
11	2602006	MUNICIPAL CONTRIBUTION	0	0	7673469	0	7673469	0.0
12	2701001	PROVISION FOR DOUBTFUL COLLECTION OF REVENUE ITEMS - TAXES	0	0	358523	0	358523	0.0
13	2722001	DEPRECIATION - BUILDINGS	0	0	4882082	0	4882082	0.0
14	2723001	DEPRECIATION - ROADS & BRIDGES	0	0	7704	0	7704	0.0
15	2723101	DEPRECIATION - SEWERAGE AND DRAINAGE	0	0	11750	0	11750	0.0
16	2724001	DEPRECIATION - PLANT & MACHINERY	0	0	353300	0	353300	0.0
17	2727001	DEPRECIATION - FURNITURE, FIXTURES, FITTINGS AND ELECTRICAL APPLIANCES	0	0	156916	0	156916	0.0
18	2801001	Taxes	0	0	2491088	2491088	0.0	0.0
19	2804001	PRIOR YEAR INCOME	0	0	0	15945849.86	0.0	15945849.86
20	3109001	ACCUMULATED SURPLUS / DEFICIT	0	176672881.8	0	0	0.0	176672881.8
21	3111001	CONTRIBUTION FROM MUNICIPAL FUND	0	66920291	0	7673469	0.0	74593760
22	3121101	CAPITAL RESERVE	0	119412	0	0	0.0	119412

Prepared By:

23	3203001	CONTRIBUTIONS FROM THE GOVERNMENT		0	611619	0	0	0	0.0	611619
24	3203002	GRANTS FROM THE GOVERNMENT		0	183381	0	0	0	0.0	183381
25	3401001	Tender Deposit - Contractors.		0	1754730	366669	285045	0.0	1673106	
26	3501003	ACCOUNTS PAYABLE - CONTRACTORS		0	0	8773831	10060144	0.0	1286313	
27	3501005	ACCOUNTS PAYABLE EXPENSES		0	0	98040	119624	0.0	21584	
28	3502013	INCOME TAX DEDUCTIONS - CONTRACTORS		0	6450	73272	73972	0.0	7150	
29	3502014	OTHER RECOVERIES		0	18640	0	0	0.0	18640	
30	3502015	VAT - PAYABLE		0	59952	0	0	0.0	59952	
31	3502025	Manual Workers Geneneral Welfare Fund		0	10350	87780	88580	0.0	11150	
32	3502032	CGST - PAYABLE		0	49837	97280	154028	0.0	106585	
33	3502033	SGST - PAYABLE		0	49837	97280	154028	0.0	106585	
34	3603001	PROVISION FOR DOUBTFUL COLLECTION OF REVENUE ITEMS		0	1731119	0	358523	0.0	2089642	
35	4101001	LAND -GROSS BLOCK		12115593	0	0	0	12115593	0.0	
36	4102001	BUILDINGS - GROSS BLOCK		101200991	0	7595069	0	108796060	0.0	
37	4103003	ROADS & PAVEMENTS - CONCRETE - GB		680272	0	0	0	680272	0.0	
38	4103101	STRON WATER DRAINS, OPEN DRAINS AND CULVERTS - GROSS BLOCK		487292	0	0	0	487292	0.0	
39	4104001	PLANT AND MACHINERIES - GROSS BLOCK		2078616	0	0	0	2078616	0.0	
40	4107001	FURNITURE FIXTURES AND FITTINGS - GB		1690836	0	78400	0	1769236	0.0	
41	4107003	ELECTRICAL INSTALLATIONS -OTHERS - GB		1935589	0	0	0	1935589	0.0	
42	4112001	BUILDINGS - ACCUMULATED DEPRECIATION		0	23461661	0	4882082	0.0	28343743	
43	4113005	ROADS & PAVEMENTS - OTHERS - ACCUMULATED DEPRECIATION		0	668082	0	7704	0.0	675786	
44	4113101	STORM WATER DRAINS, OPEN DRAINS AND CULVERTS - ACCUMULATED DEPRECIATION		0	422376	0	11750	0.0	434126	
45	4114001	PLANT & MACHINERY - ACCUMULATED DEPRECIATION		0	714524	0	353300	0.0	1067824	
46	4117001	FURNITURE, FIXTURES & FITTINGS - ACCUMULATED DEPRECIATIONS		0	1487168	0	62903	0.0	1550071	

47	4117002	ELECTRICAL INSTALLATIONS - LAMPS & TUBE LIGHTS FITTINGS - ACCUMULATED DEPRECIATION	0	120995	0	0	0	0.0	120995
48	4117003	ELECTRICAL INSTALLATIONS - OTHERS - ACCUMULATED DEPRECIATION	0	1451610	0	94013	0.0	1545623	
49	4121001	PROJECTS - IN - PROGRESS ACCOUNT	1255732	0	0	0	1255732	0.0	
50	4208001	FIXED DEPOSIT	30919278	0	1282224	0	32201502	0.0	
51	4311917	Education Tax - Recoverable - Residential - Current	0	0	21613869.96	6922412.64	14691457.3	0.0	
52	4311918	Education Tax - Recoverable - Commercial - Current	0	0	26995866.29	6333945.64	20661920.7	0.0	
53	4311919	Education Tax - Recoverable - Industrial - Current	0	0	4358746.31	343195.35	4015550.96	0.0	
54	4311920	Education Tax - Recoverable - Vacant Sites - Current	0	0	1178930.88	325459.88	853471	0.0	
55	4311921	Education Tax - Recoverable - Residential - Arrears	9680781.69	0	4859947.91	1679472.8	12861256.8	0.0	
56	4311922	Education Tax - Recoverable - Commercial - Arrears	5826281.78	0	8491698.69	3323860.05	10994120.4	0.0	
57	4311923	Education Tax - Recoverable - Industrial - Arrears	615024.54	0	1920995.65	188600.51	2347419.68	0.0	
58	4311924	Education Tax - Recoverable - Vacant Sites - Arrears	1552147.71	0	4990006.29	4317001	2225153	0.0	
59	4501001	Cash Account	0	0	12458939	12243216	215723	0.0	
60	4502122	EE-IOB-010001000018235	15723570	0	7235650	9674400	13284820	0.0	
61	4502215	EDU-COLLECTION-YES-094294600000102	0	0	5663671	21668	5642003	0.0	
62	4502501	ONLINECOLLECTION-HDFC-CURRENT	0	0	316674	316674	0.0	0.0	
63	4702003	PAYABLE TO GENERAL FUND	0	0	6418096.31	0	6418096.31	0.0	
64	4702006	RECEIVABLE FROM GENERAL FUND	90752911.05	0	21668	0	90774579.1	0.0	
Total			276514915.8	276514915.8	152328190.2	152328190.2	363390889	363390889.2	

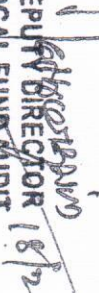
DEPUTY DIRECTOR 18/12
 LOCAL FUND AUDIT
 CORPORATION CONCURRENT AUDIT
 THOOTHUKUDI

Assistant Commissioner (P)
 Thoothukudi Corporation

Prepared By:

Thoothukudi Corporation
Balance Sheet - Elementary Education Fund 2018-19

Code No		Schedule No.	Current Year Amount(₹)	Previous Year Amount(₹)
Liabilities				
310	Municipal (General) Fund	B-1	231678416.2	176672881.8
311	Earmarked Funds	B-2	74593760	66920291
312	Reserves	B-3	119412	119412
320	Grants, Contribution for specific purposes	B-4	795000	795000
340	Deposits Received	B-7	1673106	1754730
350	Other Liabilities	B-9	1617959	195066
360	Provisions	B-10	2089642	1731119
	Total		312567295.2	248188499.8
Assets				
410	Fixed Assets	B-11	127862658	120189189
411	Accumulated Depreciation		-33738168	-28326416
412	Capital Work - in - progress		1255732	1255732
420	Investments - General Fund	B-12	32201502	30919278
431	Sundry Debtors (Receivables)	B-15	68650349.83	17674235.72
450	Cash and Bank balance	B-17	19142546	15723570
470	Other Assets	B-19	97192675.36	90752911.05
	Total		312567295.2	248188499.8


DEPUTY DIRECTOR
LOCAL FUND AUDIT
CORPORATION CONCURRENT AUDIT
THOOTHUKUDI


Assistant Commissioner (P)
Thoothukudi Corporation