



**AUDIT CERTIFICATE**


I have examined the Revenue and Capital Fund Account / Income and Expenditure Account for the Year ended 31-03-2019 and the Balance Sheet as on 31-03-2019 of Thoothukudi Corporation. I have obtained all the information and explanation that I have required, and subject to the observation in the appended audit report. I Certified, as a result of my audit, that in my opinion, these accounts and balance sheet are properly drawn up, so as to exhibit true and fair view of the state of affairs of the corporation according to the best of information and explanation given to me and as shown by the books of the organization.

  
DEPUTY DIRECTOR,  
THOOTHUKUDI CORPORATION,  
CONCURRENT AUDIT,  
THOOTHUKUDI.

REVENUE AND CAPITAL FUND 2018-2019  
Income And Expenditure Statement

Code No	Description of Items	Schedule No.	Current Year Amount(₹)	Previous Year Amount(₹)
<b>Income</b>				
110	Tax Revenue	I-1	223571207.4	0
120	Assigned Revenues & Compensations	I-2	35667497	0
130	Rental Income from Municipal Properties	I-3	34490468	0
140	Fees & User Charges	I-4	68631095	0
150	Sale & Hire Charges	I-5	11050768	0
160	Revenue Grants, Contribution and Subsidies	I-6	522727066	0
170	Income from Investments	I-7	3128867	0
171	Interest Earned	I-8	9037243.92	0
180	Other Income	I-9	37352128.6	0
	<b>Total</b>		<b>945656340.9</b>	<b>0</b>
<b>Expenditure</b>				
210	Establishment Expenses	I-10	436816116	0
220	Administrative Expenses	I-11	41748574	0
230	Operations & Maintenance	I-12	210484905	0
240	Interest & Finance Charges	I-13	1804939	0
260	Grants, Contribution and Subsidies	I-15	187972234	0
270	Provisions and Write off	I-16	11967179	0
272	Depreciation		365619450	0
280	Prior Period Item	I-18	-85452831.01	0
	<b>Total</b>		<b>1170960566</b>	<b>0</b>
<b>3109002-Gross Deficit of Expenditure over Income</b>			<b>225304225.1</b>	<b>0</b>

  
 DEPUTY DIRECTOR  
 LOCAL FUND AUDIT  
 CORPORATION CONCURRENT AUDIT  
 THOOTHUKUDI

  
 Assistant Commissioner (P)  
 Thoothukudi Corporation

	PROPERTY TAX - INDUSTRIAL	PROPERTY TAX - COMMERCIAL	PROPERTY TAX - INDUSTRIAL	PROPERTY TAX - COMMERCIAL	PROPERTY TAX - INDUSTRIAL	PROPERTY TAX - COMMERCIAL	PROPERTY TAX - INDUSTRIAL	PROPERTY TAX - COMMERCIAL
01	PROPERTY TAX - INDUSTRIAL	0	0	0	0	76200720.36	0.0	76200720.36
02	PROPERTY TAX - COMMERCIAL	0	0	0	0	93926196.2	0.0	93926196.2
03	Property Tax - Industrial	0	0	0	0	15165302.85	0.0	15165302.85
04	Property Tax - Vacant Sites	0	0	10719.45	4100017.45	4089298	0.0	4089298
01	PROFESSIONAL TAX	0	0	0	34692352	34692352	0.0	34692352
01	ADVERTISEMENT TAX	0	0	0	497338	497338	0.0	497338
01	DUTY ON TRANSFER OF PROPERTY	0	0	0	35055649	35055649	0.0	35055649
02	ENTERTAINMENT TAX	0	0	0	611848	611848	0.0	611848
01	RENT FROM SHOPPING COMPLEX/MARKETS	0	0	0	21673572	21673572	0.0	21673572
02	RENT FROM COMMUNITY HALL	0	0	0	1441613	1441613	0.0	1441613
01	MARKET FEES - DAILY MARKET	0	0	0	3685406	3685406	0.0	3685406
06	FEES FOR BAYS IN BUS STAND	0	0	0	986780	986780	0.0	986780
07	CART STAND/LOBBY STAND/TAXI STAND/ CYCLE STAND FEES	0	0	0	1492797	1492797	0.0	1492797
01	RENT ON BUILDINGS - STAFF QUARTERS	0	0	0	856592	856592	0.0	856592
01	RENT FROM TRAVELLERS BUNGALOWS AND REST HOUSES	0	0	0	277830	277830	0.0	277830
01	RENT ON LEASE OF LANDS	0	0	0	214657	214657	0.0	214657
01	Bank Rent	0	0	0	36852	36852	0.0	36852
05	Pay And Use Toilet	0	0	0	996110	996110	0.0	996110
07	TRUCK RENT	0	0	0	2828259	2828259	0.0	2828259
01	D&O Trade Licence Fees	0	0	0	16432764	16432764	0.0	16432764
03	BUILDING LICENCE FEES	0	0	0	2803800	2803800	0.0	2803800
04	Fees for Slaughter House	0	0	0	562553	562553	0.0	562553
01	COPY APPLICATION FEES	0	0	0	112006	112006	0.0	112006
01	BIRTH & DEATH CERTIFICATE FEES	0	0	0	2051560	2051560	0.0	2051560
01	Road Formation Charges	0	0	0	1175208	1175208	0.0	1175208
03	Other Development Charges	0	0	0	4072	4072	0.0	4072
03	Unapproved Layout - Development charges	0	0	0	250415	250415	0.0	250415
01	Encroachment Fee	0	0	0	2960	2960	0.0	2960

1405001	OTHER USER CHARGES	0	0	0	0	1516037	0	0.0	15160	0.0
1405010	SWM - USER CHARGES	0	0	0	0	1516037	0	0.0	1333	0.0
1407001	Road Cutting Restoration Charge	0	0	0	0	31065146	0	0.0	15160	0.0
1407017	Property Tax Name Transfer Charges	0	0	0	0	7776839	0	0.0	310651	0.0
1501003	Amma Unavagam-Sale Of Food	0	0	0	0	353400	0	0.0	777683	0.0
1501101	SALE OF TENDER FORMS/OTHER PUBLICATIONS	0	0	0	0	6728289	0	0.0	353400	0.0
1501202	SALE OF SCRAP	0	0	0	0	14700	0	0.0	6728289	0.0
1601003	GRANTS FROM STATE GOVERNMENT	0	0	0	0	4307779	0	0.0	14700	0.0
1601004	REVOLUTION FUND (INCLUDING STATE FINANCE COMMISSION FUND)	0	0	0	3240000	152128638	0	0.0	4307779	0.0
1701001	INTEREST ON INVESTMENTS / FIXED DEPOSITS	0	0	0	0	373838428	0	0.0	152128638	0.0
1711001	INTEREST FROM BANK	0	0	0	0	3128867	0	0.0	373838428	0.0
1712001	INTEREST ON STAFF ADVANCES	0	0	0	0	9024066.92	0	0.0	3128867	0.0
1804001	Recovery from Employees	0	0	0	0	13177	0	0.0	9024066.92	0.0
1808001	OTHER INCOME	0	0	0	0	129119	0	0.0	13177	0.0
2101001	PAY	0	0	0	118196666.4	49042676	0	0.0	129119	0.0
2101004	DEARNESS ALLOWANCE	0	0	0	167461025	0	167461025	0.0	49042676	0.0
2101005	HOUSE RENT ALLOWANCE	0	0	0	15114567	0	15114567	0.0	167461025	0.0
2101007	MEDICAL ALLOWANCE	0	0	0	7814654	0	7814654	0.0	15114567	0.0
2101008	OTHER ALLOWANCE	0	0	0	1358642	0	1358642	0.0	7814654	0.0
2101010	WAGES - OTHERS	0	0	0	866205	0	866205	0.0	1358642	0.0
2101011	BONUS	0	0	0	99787062	0	99787062	0.0	866205	0.0
2102001	MEDICAL REIMBURSEMENT	0	0	0	1285750	0	1285750	0.0	99787062	0.0
2102004	SUPPLY OF UNIFORMS	0	0	0	200397	200397	0	0.0	1285750	0.0
2102006	TRAINING PROGRAMME EXPENSES	0	0	0	167418	0	167418	0.0	200397	0.0
2102007	STAFF WELFARE EXPENSES	0	0	0	240000	0	240000	0.0	167418	0.0
2102013	SPECIAL PROVIDENT FUND CUM GRATUITY SCHEME	0	0	0	4639774	0	4639774	0.0	240000	0.0
2102015	CPF MANAGEMENT CONTRIBUTION	0	0	0	129796	0	129796	0.0	4639774	0.0
		0	0	0	4668378	0	4668378	0.0	129796	0.0
									4668378	0.0

2104001	LEAVE ENCASHMENT	0	0	664743	0	664743	0	664743	0
2104002	DEATH CUM RETIREMENT GRATUITY	0	0	10117814	0	10117814	0	10117814	0
2201004	MOTOR VEHICLE TAX	0	0	1009126	0	1009126	0	1009126	0
2201101	ELECTRICITY CONSUMPTION CHARGES FOR OFFICE BUILDINGS	0	0	4251287	0	4251287	0	4251287	0
2201105	Computer Operational Expenses	0	0	2800	0	2800	0	2800	0
2201201	TELEPHONE CHARGES	0	0	577637	0	577637	0	577637	0
2201203	POSTAGE AND TELEGRAM AND FAX CHARGES	0	0	20000	0	20000	0	20000	0
2202001	BOOKS AND PERIODICALS AND MAGAZINES	0	0	17835	0	17835	0	17835	0
2202101	STATIONERY AND PRINTING	0	0	2950193	0	2950193	0	2950193	0
2203001	TRAVEL EXPENSES	0	0	1144587	0	1144587	0	1144587	0
2203005	Refreshment Expenses	0	0	696889	0	696889	0	696889	0
2204001	VEHICLE INSURANCE	0	0	1617353	0	1617353	0	1617353	0
2205001	STATUTORY AUDIT FEES	0	0	1328944	0	1328944	0	1328944	0
2205002	INTERNAL AUDIT FEES	0	0	75000	0	75000	0	75000	0
2205104	LEGAL & ARBITRATION EXPENSES	0	0	290750	0	290750	0	290750	0
2205202	ENGINEERING CONSULTANCY	0	0	9623711	0	6658691	0	2965020	0
2205203	OTHER PROFESSIONAL CHARGES	0	0	17440	0	17440	0	17440	0
2206001	ADVERTISEMENT CHARGES	0	0	14661435	0	1597528	0	13063907	0
2208001	CASH AWARDS & PRIZES	0	0	16000	0	16000	0	16000	0
2208003	OTHER EXPENSE	0	0	12568549	0	864743	0	11703806	0
2301003	POWER CHARGES FOR STREET LIGHTS	0	0	24715274	0	3150	0	24712124	0
2303002	DIESEL	0	0	11095062	0	11095062	0	11095062	0
2303004	MEDICINES & HOSPITAL NEEDS	0	0	4450985	0	185000	0	4265985	0
2303005	SANITARY MATERIALS	0	0	6814323	0	6814323	0	6814323	0
2305002	REPAIRS AND MAINTENANCE - ROADS - BLACK TOPPED AND ASPHALT	0	0	68485	0	68485	0	68485	0
2305005	REPAIRS AND MAINTENANCE - S W D, OPEN DRAINS AND CULVERTS	0	0	4439488	0	4439488	0	4439488	0
2305007	MAINTENANCE EXPENSES FOR STREET LIGHTS	0	0	15850907	0	15850907	0	15850907	0

105301	REPAIRS AND MAINTENANCE - BUILDINGS	0	0	0	0	3007100	3007100	1172000	0.0
105302	Light Vehicles - Maintenance	0	0	0	0	2009201	2226203	200998	0.0
105302	HEAVY VEHICLES - MAINTENANCE	0	0	0	0	4248891	0	4248891	0.0
105303	OTHER VEHICLES - MAINTENANCE	0	0	0	0	6782288	0	6782288	0.0
105901	REPAIRS AND MAINTENANCE OF OFFICE FURNITURE ETC.	0	0	0	0	147501	0	147501	0.0
105902	REPAIRS AND MAINTENANCE - INSTRUMENTS, PLANT & MACHINERY	0	0	0	0	41280	0	41280	0.0
105906	REPAIRS AND MAINTENANCE - COMPUTERS	0	0	0	0	1139116	459620	679496	0.0
108003	REMOVAL OF DEBRIS	0	0	0	0	1504895	1227958	276937	0.0
108009	GARBAGE CLEARANCE	0	0	0	0	820000	0	820000	0.0
108013	ANIMAL BIRTH CONTROL	0	0	0	0	105809246	0	105809246	0.0
108019	AMMA UNAVAGAM	0	0	0	0	525000	0	525000	0.0
108020	FUNERAL RITES	0	0	0	0	16842169	0	16842169	0.0
108021	Anti Malaria / Anti Malaria Operations	0	0	0	0	40000	0	40000	0.0
108001	INTEREST ON LOANS FROM TNUFDCO	0	0	0	0	2204732	0	2204732	0.0
107006	BANK CHARGES	0	0	0	0	1687897	0	1687897	0.0
101001	MUNICIPAL CONTRIBUTION	0	0	0	0	117042	0	117042	0.0
22001	PROVISION FOR DOUBTFUL COLLECTION OF REVENUE ITEMS - TAXES	0	0	0	0	191924789	3952555	187972234	0.0
23001	DEPRECIATION - BUILDINGS	0	0	0	0	11967179	0	11967179	0.0
23001	DEPRECIATION - ROADS & BRIDGES	0	0	0	0	26169130	0	26169130	0.0
23201	DEPRECIATION - WATERWAYS	0	0	0	0	307654035	0	307654035	0.0
24001	DEPRECIATION - PLANT & MACHINERY	0	0	0	0	464801	0	464801	0.0
25001	DEPRECIATION - VEHICLES	0	0	0	0	4116755	0	4116755	0.0
26001	DEPRECIATION - OFFICE & OTHER EQUIPMENTS	0	0	0	0	11795766	0	11795766	0.0
27001	DEPRECIATION - FURNITURE, FIXTURES, FITTINGS AND ELECTRICAL APPLIAN	0	0	0	0	659046	0	659046	0.0
80001	DEPRECIATION - OTHER FIXED ASSETS	0	0	0	0	12311465	0	12311465	0.0
01001	Taxes	0	0	0	0	2462187	13735	2448452	0.0
04001	PRIOR YEAR INCOME	0	0	0	0	8708884	8708884	0.0	0.0
		0	0	0	0	0	88730209.01	0.0	88730209.01

149	3501002	POWER CHARGES - PAYABLE - STREET LIGHTS	0	3782946	0	3150	0	0	0	0.0	3782
150	3501003	SURVEY CHARGES - PAYABLE	0	5968918	0	510047006	0	526103166	0	0.0	22028
151	3501004	ACCOUNTS PAYABLE - CONTRACTORS	0	2444753	0	27069388	0	28215686	0	0.0	359
152	3501005	ACCOUNTS PAYABLE - SUPPLIERS	0	35766624	0	298309550	0	301138726	0	0.0	38599
153	3501006	DEPUTATIONIST RECOVERIES	0	3477248	0	0	0	0	0	0.0	347
154	3501007	PERSONNEL CLAIMS	0	11663627	0	0	0	0	0	0.0	1166
155	3501008	OTHERS PAYABLE	0	323949	0	2500	0	2097	0	0.0	32
156	3501011	AUDIT FEES PAYABLE	0	2710753	0	1350295	0	1403944	0	0.0	276





194	4103101	STORM WATER DRAINS, OPEN DRAINS AND CULVERTS - GROSS BLOCK	367164817	0	29963573	0	397128390	0	542897
195	4103102	DRAINAGE AND SEWERAGE PIPES, CONDUITS, CHANNELS ETC. - GB	542897	0	0	0	542897	0	542897
196	4103201	WATER SUPPLY - HEAD WORKS, OHT ETC. AND WATER SUPPLY MAINS - GB	3668550	0	138742	0	3807292	0	255926
197	4103202	GROUND WATER WELLS/ DEEP BORE WELLS - GROSS BLOCK	77700	0	178226	0	255926	0	1839455
198	4103203	RESERVOIRS - GROSS BLOCK	1839455	0	0	0	1839455	0	1839455
199	4104001	PLANT AND MACHINERIES - GROSS BLOCK	25488738	0	7384145	0	32872883	0	32872883
200	4104002	TOOLS & PLANT - GROSS BLOCK	13951784	0	0	0	13951784	0	13951784
201	4104004	SUILLAGE WATER REMOVAL TANKERS - GROSS BLOCK	10000	0	0	0	10000	0	10000
202	4105001	HEAVY VEHICLES - GROSS BLOCK	30020348	0	0	0	30020348	0	30020348
203	4105002	LIGHT VEHICLES - GROSS BLOCK	18665882	0	54054265	0	72720147	0	2558586
204	4105003	OTHER VEHICLES - GROSS BLOCK	2558586	0	0	0	2558586	0	2558586
205	4106002	Instruments and Equipments in Hospitals and Dispensaries Etc	379766	0	0	0	379766	0	379766
206	4106003	Other equipments - GROSS BLOCK	14354576	0	0	0	14354576	0	14354576
207	4107001	FURNITURE FIXTURES AND FITTINGS - GROSS BLOCK	27223750	0	2980157	0	30203907	0	30203907
208	4107002	ELECTRICAL INSTALLATIONS - LAMPS / TUBE LIGHT FITTINGS - GROSS BLOCK	42356066	0	8408400	0	50764466	0	18685936
209	4107003	ELECTRICAL INSTALLATIONS-OTHERS - GROSS BLOCK	18503523	0	182413	0	18685936	0	18685936
210	4108002	Computers and Printers	0	0	3135688	0	3135688	0	3135688
211	4112001	BUILDINGS - ACCUMULATED DEPRECIATION	0	133237215	0	26169130	0	159400	792
212	4113001	SUBWAYS AND CAUSEWAYS - ACCUMULATED DEPRECIATION	0	788347	0	3921	0	0	12601
213	4113002	BRIDGES AND FLYOVERS - ACCUMULATED DEPRECIATION	0	11501081	0	1100560	0	0	367446
214	4113003	ROADS & PAVEMENTS - CONCRETE - ACCUMULATED DEPRECIATION	0	295708398	0	71737995	0	0	1273107
215	4113004	ROADS & PAVEMENTS - BLACK TOPPED - ACCUMULATED DEPRECIATION	0	1073463864	0	199644135	0	0	190037
216	4113005	ROADS & PAVEMENTS - OTHERS - ACCUMULATED DEPRECIATION	0	181677296	0	8359809	0	0	266440
217	4113101	STORM WATER DRAINS, OPEN DRAINS AND CULVERTS - ACCU:DEPN	0	239629042	0	26811536	0	0	35
218	4113102	DRAINAGE SEWERAGE PIPES, CONDUITS ETC. - ACCU:DEPN	0	0	0	39089	0	0	270
219	4113201	HEAD WORKS, OHT ETC. WATER SUPPLY MAINS - ACCU:DEPN	0	0	0	274125	0	0	18
220	4113202	GROUND WATER WELLS/ DEEP BORE WELLS - ACCUMALTED DEPRECIATION	0	0	0	18426	0	0	0

228	4116002	Depreciation Instruments and Equipments in Hospitals and Dispensaries etc - Accumulated Depreciation											
229	4116003	Other equipments - Accumulated Depreciation	0	10337614	13735	1094128	0	0					
230	4117001	FURNITURE, FIXTURES & FITTINGS - ACCUMULATED DEPRECIATIONS	0	20871304	0	2417145	0	0					
231	4117002	ELECTRICAL INSTALLATIONS - LAMPS & TUBE LIGHTS FITTINGS - ACCUMULATED DEPRECIATION	0	23255776	0	6608490	0	0					
232	4117003	ELECTRICAL INSTALLATIONS - OTHERS - ACCUMULATED DEPRECIATION	0	13468051	0	3285830	0	0					
233	4121001	PROJECTS - IN - PROGRESS ACCOUNT	75777649		134135174	105511738	104401085						
234	4122001	PROJECTS - IN - PROGRESS ACCOUNT	769240373		301063358	324601852	745701879						
235	4123001	PROJECTS - IN - PROGRESS ACCOUNT	0		12301006	12301006	0	0					
236	4208001	FIXED DEPOSIT	54818017		300000000	337113507	17704510						
237	4311001	PROPERTY TAX - RECOVERABLE - RESIDENTIAL - CURRENT	9228100.28		84352002.75	42464399.28	51115703.8						
238	4311002	PROPERTY TAX - RECOVERABLE - COMMERCIAL - CURRENT	4762958.71		93669201.4	26543538.71	71888621.4						
239	4311003	Property Tax - Recoverable - Industrial - Current	431375.88		15074586.9	1534733.88	13971228.9						
240	4311004	Property Tax - Recoverable - Vacant sites - Current	1358843.1		4100017.45	2489396.55	2969464						
241	4311006	Property Tax - Recoverable - Residential - Arrears	24454056.52		55696684.4	35402818.52	44747922.4						
242	4311007	Property Tax - Recoverable - Commercial - Arrears	15508310.96		43450728.41	20707408.49	38251630.9						
243	4311008	Property Tax - Recoverable - Industrial - Arrears	1708467.14		7737170.79	1278305.95	8167331.98						
244	4311009	Property Tax - Recoverable - Vacant sites - Arrears	4041514.47		20080811.6	16380394.07	7741932						
245	4311901	ADVERTISEMENT TAX - RECOVERABLE - CURRENT	0		497338	0	497338						
246	4311903	PROFESSION TAX - RECOVERABLE - CURRENT	4008172		41091632	40210567	4889237						
247	4311904	PROFESSION TAX - RECOVERABLE - ARREARS	22910372		15473278	12381281	26002369						
248	4311906	OTHER TAXES - RECOVERABLE - ARREARS	60686		0	0	60686						
249	4311907	Water Supply and Drainage Tax - Recoverable - Residential - Current	0		811320	811320	0	0					



285	4401001	RECEIVABLE		1608147	0	0	0	0	0	0	0	0	0	0	0	1611960	12984
286	4401001	PREPAID EXPENSES		31159221	0	0	2075	0	78262	0	0	0	0	0	0	31159221	0
287	4501001	Cash Account		7760704	0	0	0	0	0	0	0	0	0	0	0	7760704	0
288	4502001	Cheque Account		0	0	0	167157898	0	167157898	0	0	0	0	0	0	0	0
289	4502101	RF-COLLECTION-IOB-010001000018232		64429146	0	0	246000419.9	0	307266974	0	0	0	0	0	0	3162591.9	0.0
290	4502102	RF-AMMA UNAVAGAM-IOB-010001000027055		2672814	0	0	8605945	0	10818680	0	0	0	0	0	0	460079	0.0
291	4502104	RF-PAYMENT-IOB-010001000018232		7846774	0	0	180047461	0	181493411	0	0	0	0	0	0	6400824	0.0
292	4502105	RF-PAYMENT-IOB-010001000031196		12814721	0	0	233368839	0	244509485	0	0	0	0	0	0	1674075	0.0
293	4502106	RF-EAST PAYMENT-IOB-132601000019828		335499	0	0	37146	0	5035	0	0	0	0	0	0	367610	0.0
294	4502107	RF-WEST PAYMENT-IOB-132601000019824		34169	0	0	26299	0	35	0	0	0	0	0	0	60433	0.0
295	4502108	RF-NORTH PAYMENT-IOB-13260100019830		103286	0	0	28734	0	0	0	0	0	0	0	0	132020	0.0
296	4502109	RF-SOUTH PAYMENT-IOB-014301000015000		193255	0	0	59621	0	60118	0	0	0	0	0	0	192758	0.0
297	4502110	RF-CAPITAL-IOB-010001000013983		1694153	0	0	230873948	0	226745185	0	0	0	0	0	0	5822916	0.0
298	4502111	RF-TURIF-SBI-30012639654		27385963	0	0	81115446	0	107346292	0	0	0	0	0	0	1155117	0.0
299	4502112	RF-LIBRARYCESS-IOB-010001000020986		3612283	0	0	4373316	0	7700000	0	0	0	0	0	0	285599	0.0
300	4502121	RF-DEPOSIT-CANARA-2780101020046		40191918	0	0	47898979	0	73091841	0	0	0	0	0	0	14999056	0.0
301	4502125	RF-EPF-NETBANKING ACCT		208888	0	0	10318347	0	10247817	0	0	0	0	0	0	279418	0.0
302	4502202	RF-COLLECTION-AXIS-910010038986452		36159	0	0	1283	0	0	0	0	0	0	0	0	37442	0.0
303	4502203	UNAPPROVED LAYOUT DEVELOPMENT CHARGES A/C		0	0	0	5582256	0	0	0	0	0	0	0	0	5582256	0.0
304	4502204	IHHL A/C-1501005422572		0	0	0	5208000	0	5208000	0	0	0	0	0	0	0.0	0.0
305	4502205	RF-SMARTCITY LTD-SMARTCITYFUND-YES-094294600000019		0	0	0	433226229	0	433226229	0	0	0	0	0	0	0.0	0.0
306	4502206	RF-SMARTCITY LTD-PAYMENT-YES-094294600000029		0	0	0	15832608	0	15832608	0	0	0	0	0	0	0.0	0.0
307	4502207	RF-ICICI-STROM WATER DRAINAGE A/C-254001001033		0	0	0	11372673	0	11149694	0	0	0	0	0	0	222979	0.0
308	4502208	YES BANK-SMC-A/C.NO.1-CONTRACTOR PAYMENT AC		0	0	0	161669638	0	150514739	0	0	0	0	0	0	11154899	0.0
309	4502209	YES BANK-SMC-A/C.NO.4-FD A/C		0	0	0	648780239	0	648780239	0	0	0	0	0	0	0.0	0.0
310	4502211	AMMA UNAVAGAM-COLLECTION-YES-094294600000069		0	0	0	6763611	0	5644543	0	0	0	0	0	0	1119068	0.0
311	4502212	LIB CESS-COLLECTION-YES-094294600000079		0	0	0	3884755	0	379562	0	0	0	0	0	0	3505193	0.0


4702004	RECEIVABLE FROM WATER SUPPLY FUND														
4702002	PAYABLE TO ELEMENTARY EDUCATION FUND	0	211425740	0	11872095	0	11872095	0	0.0	0.0	0.0	0.0	0.0	0.0	0.0
4613001	Deposits	359869049	8909850	0	6439764.31	0	6439764.31	0.0	15349614.31	0.0	0.0	0.0	0.0	0.0	0.0
4606001	DEPOSITS - RECOVERABLE:	0	0	0	0	0	0	0.0	0.0	0.0	0.0	0.0	0.0	0.0	0.0
4605011	GENERAL IMPREST ACCOUNT	77552	0	0	0	0	0	0.0	0.0	0.0	0.0	0.0	0.0	0.0	0.0
4604001	Advance Recoverable Expenses	8013	0	0	0	0	0	0.0	0.0	0.0	0.0	0.0	0.0	0.0	0.0
4601010	HOUSE BUILDING ADVANCE	1636808	0	0	0	0	0	0.0	0.0	0.0	0.0	0.0	0.0	0.0	0.0
4601012	Staff Advance	7299763	0	0	0	0	0	0.0	0.0	0.0	0.0	0.0	0.0	0.0	0.0
4601005	COMPUTER ADVANCE	1373947	0	0	2004	0	2004	4848	0.0	0.0	0.0	0.0	0.0	0.0	0.0
4601007	MOTORCYCLE ADVANCE	6852	0	0	0	0	0	0.0	0.0	0.0	0.0	0.0	0.0	0.0	0.0
504202	RF-5FC-SBI-10852663500	910886	0	0	0	0	0	0.0	0.0	0.0	0.0	0.0	0.0	0.0	0.0
504201	RF-55 SCHEME-DENA-127810037841	105944735	0	0	0	0	0	0.0	0.0	0.0	0.0	0.0	0.0	0.0	0.0
504107	RF-AMRUT-SYNDICATE-63902200079078	6877406	0	0	0	0	0	0.0	0.0	0.0	0.0	0.0	0.0	0.0	0.0
504103	RF-MP FUND-SBI-10237757682	3393353	0	0	0	0	0	0.0	0.0	0.0	0.0	0.0	0.0	0.0	0.0
504102	RF-MLA FUND-SBI-10237758121	232107	0	0	0	0	0	0.0	0.0	0.0	0.0	0.0	0.0	0.0	0.0
504101	RF-IHSDP-SBI-30767749806	798007	0	0	0	0	0	0.0	0.0	0.0	0.0	0.0	0.0	0.0	0.0
4702004	Total	5970227083	5970227083	9009033213	9009033213	7732788708	7732788708	0.0	0.0	0.0	0.0	0.0	0.0	0.0	0.0


*24/02/2012*  
 DEPUTY DIRECTOR  
 LOCAL FUND AUDIT  
 CORPORATION CONCURRENT AUDIT  
 THOOTHUKUDI

*24/2/12*  
 Assistant Commissioner (P)  
 Thoothukudi Corporation

BALANCE SHEET FOR THE YEAR 2018-19  
Balance Sheet

Code No		Schedule No.	Current Year Amount(₹)	Previous Year Amount(₹)
<b>Liabilities</b>				
310	Municipal (General) Fund	B-1	-1298548228	-1073244003
311	Earmarked Funds	B-2	678278123	495513889
312	Reserves	B-3	270785135	270785135
320	Grants, Contribution for specific purposes	B-4	2645009119	2440336801
330	Secured Loans	B-5	0	-111697086
331	Unsecured Loans	B-6	0	0
340	Deposits Received	B-7	261210944	214908830
350	Other Liabilities	B-9	227092856	200711935
360	Provisions	B-10	64982653	53015474
	<b>Total</b>		<b>2848810602</b>	<b>2490330975</b>
<b>Assets</b>				
410	Fixed Assets	B-11	3443099880	2996171559
411	Accumulated Depreciation		-2440238879	-2074619429
412	Capital Work - in - progress		850102964	845018022
420	Investments - General Fund	B-12	17704510	54818017
430	Stock - in - hand	B-14	0	0
431	Sundry Debtors (Receivables)	B-15	399397079.5	172603612.1
440	Pre-paid Expenses	B-16	7760704	7760704
450	Cash and Bank balance	B-17	267269743.8	283033410
460	Loans, Advances and Deposits	B-18	65594764	66011621
461	Accumulated Provisions against Loans, Advances and Deposits		0	0
470	Other Assets	B-19	238119835.7	139533459
	<b>Total</b>		<b>2848810602</b>	<b>2490330975</b>

  
**DEPUTY DIRECTOR**  
**LOCAL FUND AUDIT**  
**CORPORATION CONCURRENT AUDIT**

  
**Assistant Commissioner (P)**  
**Thiruvananthapuram**