


AUDIT CERTIFICATE

I have examined the Watersupply and Drainage Fund Account / Income and Expenditure Account for the Year ended 31-03-2019 and the Balance Sheet as on 31-03-2019 of Thoothukudi Corporation. I have obtained all the information and explanation that I have required, and subject to the observation in the appended audit report. I Certified, as a result of my audit, that in my opinion, these accounts and balance sheet are properly drawn up, so as to exhibit true and fair view of the state of affairs of the corporation according to the best of information and explanation given to me and as shown by the books of the organization.


DEPUTY DIRECTOR, 2019
THOOTHUKUDI CORPORATION,
CONCURRENT AUDIT,
THOOTHUKUDI.

THOOTHUKUDI CORPORATION
Income And Expenditure Statement - Water Supply and Drainage Fund 2018-19

Code No	Description of Items	Schedule No.	Current Year Amount(₹)	Previous Year Amount(₹)
Income				
110	Tax Revenue	I-1	147233913.2	0
140	Fees & User Charges	I-4	254550717	0
170	Income from Investments	I-7	3484356	0
171	Interest Earned	I-8	7935999	0
180	Other Income	I-9	37750368	0
	Total		450955353.2	0
Expenditure				
210	Establishment Expenses	I-10	23581397	0
220	Administrative Expenses	I-11	181151	0
230	Operations & Maintenance	I-12	80232508	0
240	Interest & Finance Charges	I-13	72021248	0
260	Grants, Contribution and Subsidies	I-15	6356353	0
270	Provisions and Write off	I-16	79040588	0
272	Depreciation		120699664	0
280	Prior Period Item	I-18	27071363.6	0
	Total		409184272.6	0
	3109002-Gross Deficit of Expenditure over Income		41771080.61	0

Prasanna
DEPUTY DIRECTOR
LOCAL FUND AUDIT
CORPORATION CONCURRENT AUDIT
THOOTHUKUDI

Prasanna
Assistant Commissioner (P)
Thoothukudi Corporation

Houthubul Corporation
 Water supply and Drainage fund
Detailed Income And Expenditure Statement 2018-19

Code No	Description of Items	Current Year Amount	Previous Year Amount
Income			
1100201	Water Supply and Drainage Tax - Residential	58774855.12	0
1100202	Water Supply and Drainage Tax - Commercial	73410182.12	0
1100203	Water Supply and Drainage Tax - Industrial	11852790.97	0
1100204	Water Supply and Drainage Tax - Vacant Sites	3196085	0
1101001	PROFESSIONAL TAX	0	0
1402001	Penalty & Bank Charges For Dishonoured Cheques	10510	0
1405004	METERED/ TAP RATE WATER CHARGES	137020763	0
1405005	Water Charges - Water Supply Through Lorry	347400	0
1407001	Road Cutting Restoration Charge	19051308	0
1407002	Initial Amount for New Water Supply Connections	68520126	0
1407003	INITIAL AMOUNT FOR DRAINAGE CONNECTIONS	24210406	0
1407005	Under Ground Sewerage Connection Charges	4000	0
1407006	WATER SUPPLY DISCONNECTION CHARGES	3536	0
1407014	Water Supply Inspection Charges	3756750	0
1407015	Sewerage Inspection Charges	10	0
1408003	Misc. Recoveries	1625908	0
1701001	INTEREST ON INVESTMENTS / FIXED DEPOSITS	3484356	0
1711001	INTEREST FROM BANK	7934858	0
1712001	INTEREST ON STAFF ADVANCES	1141	0
1808001	OTHER INCOME	37750368	0
	Total	450955353.2	0
Expenditure			
2101001	PAY	18441527	0
2101004	DEARNESS ALLOWANCE	1681072	0
2101005	HOUSE RENT ALLOWANCE	971056	0

2102015	SPECIAL PROVIDENT FUND CUM GRATUITY SCHEME	120000	0
2102015	CPF MANAGEMENT CONTRIBUTION	29775	0
2104001	LEAVE ENCASHMENT	1159250	0
2201201	TELEPHONE CHARGES	866624	0
2204001	VEHICLE INSURANCE	7147	0
2205202	ENGINEERING CONSULTANCY	83254	0
2206001	ADVERTISEMENT CHARGES	75000	0
2301001	POWER CHARGES FOR SEWERAGE SYSTEM/ PUMPING STATIONS	15750	0
2301002	POWER CHARGES FOR WATER HEAD WORKS / PUMPING STATIONS /	192017	0
2303002	DIESEL	43861434	0
2304001	HIRE CHARGES FOR SUPPLY OF WATER THROUGH PRIVATE LORRIES /	795513	0
2305009	MAINTENANCE EXPENSES - WATER SUPPLY	3416570	0
2305010	MAINTENANCE EXPENSES - SEWERAGE WORKS	16674009	0
2305011	MAINTENANCE CHARGES TO TWAD BOARD/ METRO WATER BOARD	2774553	0
2305013	RESTORATION OF ROAD CUTS	10923092	0
2305301	Light Vehicles - Maintenance	44000	0
2305302	HEAVY VEHICLES - MAINTENANCE	181143	0
2305902	REPAIRS AND MAINTENANCE - INSTRUMENTS, PLANT & MACHINERY	1311976	0
2403003	INTEREST ON LOANS FROM TNUJFSL	58201	0
2407001	BANK CHARGES	72007883	0
2602006	MUNICIPAL CONTRIBUTION	13365	0
2701001	PROVISION FOR DOUBTFUL COLLECTION OF REVENUE ITEMS - TAXES	6356353	0
2722001	DEPRECIATION - BUILDINGS	79040588	0
2723001	DEPRECIATION - ROADS & BRIDGES	1751492	0
2723101	DEPRECIATION - SEWERAGE AND DRAINAGE	1130229	0
2723201	DEPRECIATION - WATERWAYS	1061276	0
2724001	DEPRECIATION - PLANT & MACHINERY	112316596	0
2725001	DEPRECIATION - VEHICLES	1089021	0
		1234176	0

2728001	DEPRECIATION - TELEPHONE, TELETYPE, TELETYPE AND ELECTRICAL	1128837	0
2801001	DEPRECIATION - OTHER FIXED ASSETS	988037	0
2804001	Taxes	0	0
2808001	PRIOR YEAR INCOME	-100934203.4	0
	PRIOR YEAR EXPENSES	128005567	0
	Total	409184272.6	0
	3109002-Gross Deficit of Expenditure over Income	41771080.61	0

[Signature]
 DEPUTY DIRECTOR 18/10/2
 LOCAL FUND AUDIT
 CORPORATION CONCURRENT AUDIT
 THOOTHUKUDI

[Signature]
 Assistant Commissioner (P)
 Thoothukudi Corporation


	CODE		DEBIT(S)	CREDIT(S)	DEBIT(S)	CREDIT(S)	DEBIT(S)	CREDIT(S)	DEBIT(S)	CREDIT(S)
1	1100201	Water Supply and Drainage Tax - Residential	0	0	0	58774855.12	0.0	58774855.12	0.0	58774855.12
2	1100202	Water Supply and Drainage Tax - Commercial	0	0	0	73410182.12	0.0	73410182.12	0.0	73410182.12
3	1100203	Water Supply and Drainage Tax - Industrial	0	0	0	11852791	0.0	11852790.97	0.0	11852790.97
4	1100204	Water Supply and Drainage Tax - Vacant Sites	0	0	9631.08	3205716.08	0.0	3196085	0.0	3196085
5	1101001	PROFESSIONAL TAX	0	0	49266	49266	0.0	0.0	0.0	0.0
6	1402001	Penalty & Bank Charges For Dishonoured Cheques	0	0	0	10510	0.0	10510	0.0	10510
7	1405004	METERED/ TAP RATE WATER CHARGES	0	0	8420673	145441436	0.0	137020763	0.0	137020763
8	1405005	Water Charges - Water Supply Through Lorry	0	0	0	347400	0.0	347400	0.0	347400
9	1407001	Road Cutting Restoration Charge	0	0	401333	19452641	0.0	19051308	0.0	19051308
10	1407002	Initial Amount for New Water Supply Connections	0	0	1024253	69544379	0.0	68520126	0.0	68520126
11	1407003	INITIAL AMOUNT FOR DRAINAGE CONNECTIONS	0	0	152000	24362406	0.0	24210406	0.0	24210406
12	1407005	Under Ground Sewerage Connection Charges	0	0	0	4000	0.0	4000	0.0	4000
13	1407006	WATER SUPPLY DISCONNECTON CHARGES	0	0	0	3536	0.0	3536	0.0	3536
14	1407014	Water Supply Inspection Charges	0	0	74250	3831000	0.0	3756750	0.0	3756750
15	1407015	Sewerage Inspection Charges	0	0	0	10	0.0	10	0.0	10
16	1408003	Misc. Recoveries	0	0	0	1625908	0.0	1625908	0.0	1625908
17	1701001	INTEREST ON INVESTMENTS / FIXED DEPOSITS	0	0	0	3484356	0.0	3484356	0.0	3484356
18	1711001	INTEREST FROM BANK	0	0	0	7934858	0.0	7934858	0.0	7934858
19	1712001	INTEREST ON STAFF ADVANCES	0	0	0	1141	0.0	1141	0.0	1141
20	1808001	OTHER INCOME	0	0	1144224	38894592	0.0	37750368	0.0	37750368
21	2101001	PAY	0	0	18769400	327873	18441527	0.0	0.0	0.0
22	2101004	DEARNESS ALLOWANCE	0	0	1681072	0	1681072	0.0	0.0	0.0
23	2101005	HOUSE RENT ALLOWANCE	0	0	971056	0	971056	0.0	0.0	0.0
24	2101007	MEDICAL ALLOWANCE	0	0	169487	0	169487	0.0	0.0	0.0
25	2101008	OTHER ALLOWANCE	0	0	133556	0	133556	0.0	0.0	0.0
26	2101010	WAGES - OTHERS	0	0	9050	0	9050	0.0	0.0	0.0


57	2728001	DEPRECIATION - OTHER FIXED ASSETS	0	0	988037	0	988037	0.0	0.0
58	2801001	Taxes	0	0	6807078	6807078	0	0.0	0.0
59	2804001	PRIOR YEAR INCOME	0	0	0	100934203	0	0.0	100934203.4
60	2808001	PRIOR YEAR EXPENSES	0	0	0	0	0	0.0	0.0
61	3109001	ACCUMULATED SURPLUS / DEFICIT	0	468499520.1	128005567	0	128005567	0.0	468499520.1
62	3111001	CONTRIBUTION FROM MUNICIPAL FUND	0	194555307	0	0	6356353	0.0	200911660
63	3121101	CAPITAL RESERVE	0	914888	0	0	0	0.0	914888
64	3203001	CONTRIBUTIONS FROM THE GOVERNMENT	0	151498929	0	1378762588	0	0.0	1530261517
65	3203002	GRANTS FROM THE GOVERNMENT	0	1290828004	1378762588	389900000	0	0.0	301965416
66	3303001	LOAN FROM HUDDCO	0	11670325	11670325	0	0	0.0	0.0
67	3303002	LOAN FROM TUFIDCO	0	11411009	11411009	0	0	0.0	0.0
68	3303004	LOAN FROM TNUJFSL	0	863817001	863817001	0	0	0.0	0.0
69	3303005	Loan from TNUJDF	0	0	24131670	898565003	0	0.0	874433333
70	3401001	Tender Deposit - Contractors.	0	78311166	1354239	625473	0	0.0	77582400
71	3401003	SECURITY DEPOSIT - CONTRACTORS	0	53029	0	21180	0	0.0	74209
72	3401004	RETENTION AMOUNT	0	9420027	0	4065183	0	0.0	13485210
73	3501003	ACCOUNTS PAYABLE - CONTRACTORS	0	0	160509321	160509321	0	0.0	0.0
74	3501004	ACCOUNTS PAYABLE - SUPPLIERS	0	0	8176	8176	0	0.0	0.0
75	3501005	ACCOUNTS PAYABLE EXPENSES	0	0	130824574	130824574	0	0.0	0.0
76	3501006	DEPUTATIONIST RECOVERIES	0	43684	0	0	0	0.0	43684
77	3501009	WATE SUPPLY MAINTENANCE - PAYABLE TO TWAD BOARD / METRO WATER BOARD	0	0	10881092	10881092	0	0.0	0.0
78	3501012	WS Scheme - Payable to Contractors	0	0	14578	14578	0	0.0	0.0
79	3501101	SALARIES & WAGES PAYABLE	0	0	13719983	14186211	0	0.0	466228
80	3502001	PROVIDENT FUND RECOVERIES	0	2220204	2381176	2197965	0	0.0	2036993
81	3502002	CO-OPERATIVE SOCIETY LOAN RECOVERIES	0	8283	3312746	3372639	0	0.0	68176
82	3502003	RD RECOVERIES	0	9190	0	0	0	0.0	9190

110	4105001	HAND PUMPS - INDIA MARK II - GROSS BLOCK	12944665	0	0	0	0	0	225281	0.0
111	4105001	HEAVY VEHICLES - GROSS BLOCK	673338	0	46000	0	0	13030665	0.0	
112	4105002	LIGHT VEHICLES - GROSS BLOCK	8574236	0	0	0	0	673338	0.0	
113	4107001	FURNITURE FIXTURES AND FITTINGS - GROSS BLOCK	2478212	0	0	0	0	8574236	0.0	
114	4107002	ELECTRICAL INSTALLATIONS - GROSS BLOCK	664131	0	0	0	0	2478212	0.0	
115	4107003	FITTINGS - GROSS BLOCK	4949040	0	0	0	0	664131	0.0	
116	4108001	ELECTRICAL INSTALLATIONS - OTHERS - GROSS BLOCK	6944420	0	0	0	0	4949040	0.0	
117	4112001	PUBLIC FOUNTAINS - GROSS BLOCK	185030	0	0	0	0	6944420	0.0	
118	4113001	BUILDINGS - ACCUMULATED DEPRECIATION	0	6136060	0	0	0	185030	0.0	
119	4113004	SUBWAYS AND CAUSEWAYS - ACCUMULATED DEPRECIATION	0	184058	0	0	0	1751492	0.0	
120	4113101	ROADS & PAVEMENTS - BLACK TOPPED - ACCUMULATED DEPRECIATION	0	2956052	0	0	0	27492	0.0	
121	4113102	STORM WATER DRAINS, OPEN DRAINS AND CULVERTS - ACCUMULATED DEPRECIATION	0	5463775	0	0	0	1130229	0.0	
122	4113201	DRAINAGE SEWERAGE PIPES, CONDUITS ETC. - ACCUMULATED DEPRECIATION	0	1183812	0	0	0	514732	0.0	
123	4113203	HEAD WORKS, OHT ETC. WATER SUPPLY MAINS - ACCUMULATED DEPRECIATION	0	48980931	0	0	0	1061276	0.0	
124	4114001	RESERVOIRS - ACCUMULATED DEPRECIATION	0	112055	0	0	0	112316596	0.0	
125	4114003	PLANT & MACHINERY - ACCUMULATED DEPRECIATION	0	8825951	0	0	0	8152	0.0	
126	4114004	HAND PUMPS - INDIA MARK (II) - ACCUMULATED DEPRECIATION	0	3517773	0	0	0	1089021	0.0	
127	4115001	SULLAGE WATER REMOVAL TANKERS - ACCUMULATED DEPRECIATION	0	711500	38163	0	0	437661	0.0	
128	4115002	HEAVY VEHICLES - ACCUMULATED DEPRECIATION	0	4531822	0	0	0	0	0.0	
129	4117001	LIGHT VEHICLES - ACCUMULATED DEPRECIATION	0	1755468	0	0	0	1046985	0.0	
		FURNITURE, FIXTURES & FITTINGS - ACCUMULATED DEPRECIATIONS	0	475469	0	0	0	187191	0.0	
								48863	0.0	
								524332	0.0	

	131	4117003	ELECTRICAL INSTALLATIONS - OTHERS - ACCUMULATED DEPRECIATION	0	2165206	0	721013	0.0	2886219
	132	4118001	DEPRECIATION	0	5558470	0	358961	0.0	5917431
	133	4121001	PUBLIC FOUNTAINS - ACCUMULATED DEPRECIATION	0	238640	53611	0	0.0	185029
	134	4122001	PROJECTS - IN - PROGRESS ACCOUNT	10726331	0	214762130	225488461	0.0	0.0
	135	4208001	PROJECTS - IN - PROGRESS ACCOUNT	1931091800	0	232425356	1458468775	0.0	0.0
	136	4311903	FIXED DEPOSIT	298728750	0	305100000	61079589	542749161	0.0
	137	4311907	PROFESSION TAX - RECOVERABLE - CURRENT	0	0	41250	41250	0.0	0.0
	138	4311908	Water Supply and Drainage Tax - Recoverable - Residential - Current	0	58825687.8	18875032.1	39950655.7	0.0	0.0
	139	4311909	Water Supply and Drainage Tax - Recoverable - Commercial - Current	0	73410182.12	17223974.1	56186208	0.0	0.0
	140	4311910	Water Supply and Drainage Tax - Recoverable - Industrial - Current	0	11852790.97	933255.21	10919535.8	0.0	0.0
	141	4311912	Water Supply and Drainage Tax - Recoverable - Sites - Current	0	3205716.08	884863.08	2320853	0.0	0.0
	142	4311913	Water Supply and Drainage Tax - Recoverable - Residential - Arrears	26325065.47	0	13218405.8	4569701.67	34973769.6	0.0
	143	4311914	Water Supply and Drainage Tax - Recoverable - Commercial - Arrears	15843477.79	0	25316790	11263824.6	29896443.2	0.0
	144	4311915	Water Supply and Drainage Tax - Recoverable - Industrial - Arrears	1672443.61	0	5320692.32	609769.5	6383366.43	0.0
	145	4313003	Water Supply and Drainage Tax - Recoverable - Sites - Arrears	4220773.85	0	13570968.15	11740858	6050884	0.0
	146	4313004	WATER CHARGES RECOVERABLE - CURRENT	0	149416360	71350954	78065406	0.0	0.0
	147	4314040	WATER CHARGES RECOVERABLE - ARREARS	92071112	0	514135	32833404	59751843	0.0
	148	4501001	Misc. Recovery	9554	0	819	10373	0.0	0.0
	149	4502001	Cash Account	0	214953189.1	213760886	1192303	0.0	0.0
	150	4502113	Cheque Account	0	22087679	22087679	0.0	0.0	0.0
	151	4502114	WS-I0B-010001000015320	57986079	0	89828850.1	142628800	5186129.1	0.0
	152	4502115	WS-I0B-010001000018594	41194927	0	56600114	4911519	92883522	0.0
			WS-UGD-I0B-010001000024203	2419075	0	17458145	19627576	249644	0.0

154	4502118	WS-SOUTH-PAYMENT-IOB-014301000014143	443034		0	15709	59	458684	0.0
155	4502119	WS-WEST PAYMENT-IOB-132601000019949	171990		0	6098	59	178029	0.0
156	4502121	RF-DEPOSIT-CANARA-2780101020046	111721		0	3961	59	115623	0.0
157	4502124	WATERSUPPLY-SDRF-CANARA BANK-2780101020116	0		0	367851	59	0.0	0.0
158	4502210	WS-COLLECTION-YES-094294600000059	1475050		0	12952	1474050	13952	0.0
159	4502213	UGD-COLLECTION-YES-094294600000089	0		0	66307579	37969141	28338438	0.0
160	4502217	WS DEPOSIT -COLLECTION-YES-094294600000122	0		0	7384313	392000	6992313	0.0
161	4502501	ONLINECOLLECTION-HDFC-CURRENT	0		0	15716383	811653	14904730	0.0
162	4504106	WS-JICA-IOB-010001000027300	0		0	2091555	2091555	0.0	0.0
163	4504113	WS-UGD SCHEME - CANARA BANK -1123101038547	549264.5		0	431912251	407497998	24963517.5	0.0
164	4601001	FESTIVAL ADVANCE	38178		0	50138948	50000000	177126	0.0
165	4601003	TOUR ADVANCE	145600		0	210000	208500	147100	0.0
166	4601006	BICYCLE ADVANCE	700		0	0	0	700	0.0
167	4601007	MOTORCYCLE ADVANCE	1164		0	0	0	1164	0.0
168	4601009	MARRIAGE ADVANCE	0		0	225923	225923	0.0	0.0
169	4601012	Staff Advance	80		0	0	0	80	0.0
170	4604001	ADVANCE TO SUPPLIERS	10000		0	0	0	10000	0.0
171	4604003	ADVANCE TO PWD / HIGHWAYS/ T.N. CONSTRUCTION CORPN. LTD., ETC.,	482186		0	0	0	482186	0.0
172	4605010	Advance Recoverable Expenses	3320000		0	0	0	3320000	0.0
173	4606001	DEPOSITS - RECOVERABLE:	0		0	1611330	1611330	0.0	0.0
174	4701001	ADVANCE TO TWAD BOARD/ METRO WATER BOARD	1232927		0	0	0	1232927	0.0
175	4702003	PAYABLE TO GENERAL FUND	592965507		0	50000000	0	642965507	0.0
176	4702006	RECEIVABLE FROM GENERAL FUND	0		377755220	5069757	0	0.0	372685463
Total			147468850.9		3653050577	382873025.6	492968923	37372953.5	0.0
			3653050577		3653050577	7143040696	7143040696	4751065488	4751065488


 DEPUTY DIRECTOR
 LOCAL FUND AUDIT
 CORPORATION CONCURRENT AUDIT
 THOOTHUKUDI


 Assistant Commissioner (P)
 Thoothukudi Corporation

Thoothukudi Corporation
Balance Sheet - Watersupply and Drainage Fund 2018-19

Code No		Schedule No.	Current Year Amount(₹)	Previous Year Amount(₹)
Liabilities				
310	Municipal (General) Fund	B-1	510270600.7	468499055.1
311	Earmarked Funds	B-2	200911660	194555307
312	Reserves	B-3	914888	914888
320	Grants, Contribution for specific purposes	B-4	1832226933	1442326933
330	Secured Loans	B-5	874433333	886898335
340	Deposits Received	B-7	91141819	87784222
350	Other Liabilities	B-9	4019431	6788343
360	Provisions	B-10	140937952	94730767
	Total		3654856617	3182497850
Assets				
410	Fixed Assets	B-11	1777583877	392464936
411	Accumulated Depreciation		-213404932	-92797042
412	Capital Work - in - progress		705048381	1941818131
420	Investments - General Fund	B-12	542749161	298728750
430	Stock - in - hand	B-14	0	0
431	Sundry Debtors (Receivables)	B-15	324498964.6	140141961.7
450	Cash and Bank balance	B-17	175654010.6	104389318.5
460	Loans, Advances and Deposits	B-18	35074157	35072657
470	Other Assets	B-19	307652997.5	362679137.9
	Total		3654856617	3182497850

[Signature]
 DEPUTY DIRECTOR
 LOCAL FUND AUDIT
 CORPORATION CONCURRENT AUDIT
 THOOTHUKUDI

[Signature]
 Assistant Commissioner (P)
 Thoothukudi Corporation