

சீர்தரம் கட்டிடக் கட்டுமான நிறுவனம்
THOOTHUKUDI CORPORATION

Trial Balance

Parameter : Financial Year : 2019-2020; Fund Name : Revenue Fund; From Date : 01/Apr/2019; To Date : 31/Mar/2020;

Account Code	Account Head Name	Opening Balance		Actuals		Net Balance	
		Debit(₹)	Credit(₹)	Debit (₹)	Credit (₹)	Debit(₹)	Credit(₹)
1100101	PROPERTY TAX - RESIDENTIAL	0	0	36745018.7	80457591.68	0.0	43712573
1100102	PROPERTY TAX - COMMERCIAL	0	0	57430578.1	92538729.07	0.0	35108151
1100103	Property Tax - Industrial	0	0	10832436.9	15171756.87	0.0	4339320
1100104	Property Tax - Vacant Sites	0	0	657	5160409	0.0	5159752
1101001	PROFESSIONAL TAX	0	0	14584	38106077	0.0	38091493
1201001	DUTY ON TRANSFER OF PROPERTY	0	0	0	32798479	0.0	32798479
1201002	ENTERTAINMENT TAX	0	0	0	529529	0.0	529529
1301001	RENT FROM SHOPPING COMPLEX/MARKETS	0	0	0	9517062	0.0	9517062
1301002	RENT FROM COMMUNITY HALL	0	0	0	928500	0.0	928500
1301003	MARKET FEES - DAILY MARKET	0	0	0	256130	0.0	256130
1301005	FEES FOR BAYS IN BUS STAND	0	0	0	846800	0.0	846800
1302001	RENT ON BUILDINGS - STAFF QUARTERS	0	0	0	270353	0.0	270353
1308001	Bunk Rent	0	0	0	38616	0.0	38616
1308003	PARKING FEES	0	0	0	2118405	0.0	2118405
1308005	Pay And Use Toilet	0	0	0	8695	0.0	8695
1308007	TRACK RENT	0	0	0	6567809	0.0	6567809
1401001	CONTRACTORS/SUPPLIERS/LICENSED	0	0	0	360000	0.0	360000
1401003	SURVEYORS/PLUMBERS/OTHERS	0	0	0	35000	0.0	35000
1401101	BUILDING LICENCE FEES	0	0	0	16978085	0.0	16978085
1401103	D&O Trade Licence Fees	0	0	0	9144330	0.0	9144330
1401105	BUILDING LICENCE FEES	0	0	0	237460	0.0	237460

தூத்துக்குடி மாநகராட்சி
THOOTHUKUDI CORPORATION

Trial Balance

Financial Year : 2019-2020; Fund Name : Revenue Fund; From Date : 01/Apr/2019; To Date : 31/Mar/2020;

2	1401301	<u>COPY APPLICATION FEES</u>	0	0	0	158680	0.0	158680
3	1401302	<u>BIRTH & DEATH CERTIFICATE FEES</u>	0	0	0	1490020	0.0	1490020
4	1401401	Road Formation Charges	0	0	0	661365	0.0	661365
5	1401403	Other Development Charges	0	0	0	25379	0.0	25379
6	1401404	<u>LAYOUT SUBDIVISION FEE</u>	0	0	0	5520	0.0	5520
7	1401501	Encroachment Fee	0	0	0	5627	0.0	5627
8	1401502	Demolition Charges	0	0	0	1481482	0.0	1481482
9	1402001	Penalty & Bank Charges For Dishonoured Cheques	0	0	0	11000	0.0	11000
0	1402003	<u>LIQUIDATED DAMAGES</u>	0	0	0	5300	0.0	5300
1	1402004	<u>OTHER PENALTIES</u>	0	0	0	5006002.5	0.0	5006002.5
2	1404002	<u>SURVEY FEES</u>	0	0	0	734520	0.0	734520
3	1404004	<u>Contractors/Suppliers/Licensed Surveyors/Plumbers/Others- Renewal Fees</u>	0	0	0	102510	0.0	102510
4	1405009	<u>OTHER USER CHARGES</u>	0	0	0	2626611	0.0	2626611
5	1405010	<u>SWM - USER CHARGES</u>	0	0	3353172	29525008	0.0	26171836
6	1407017	Property Tax Name Transfer Charges	0	0	0	316400	0.0	316400
7	1408003	Misc. Recoveries	0	0	4533	371281	0.0	366748
8	1501003	Amma Unavagam-Sale Of Food	0	0	0	6548858	0.0	6548858
9	1501202	<u>SALE OF SCRAP</u>	0	0	0	81857	0.0	81857
0	1601003	<u>GRANTS FROM STATE GOVERNMENT</u>	0	0	0	102331993	0.0	102331993
1	1601004	<u>DEVOLUTION FUND (INCLUDING STATE FINANCE COMMISSION FUND)</u>	0	0	0	372812208	0.0	372812208
2	1701001	<u>INTEREST ON INVESTMENTS / FIXED DEPOSITS</u>	0	0	0	12808655	0.0	12808655
3	1702001	<u>DIVIDEND ON SHARES</u>	0	0	0	30000	0.0	30000

தூத்துக்குடி மாநகராட்சி
THOOTHUKUDI CORPORATION

Trial Balance

Input Parameter : Financial Year : 2019-2020; Fund Name : Revenue Fund; From Date : 01/Apr/2019; To Date : 31/Mar/2020;

44	1711001	<u>INTEREST FROM BANK</u>	0	0	0	7201937	0.0	7201937
45	1712001	<u>INTEREST ON STAFF ADVANCES</u>	0	0	0	5517	0.0	5517
46	1804001	<u>Recovery from Employees</u>	0	0	0	452879	0.0	452879
47	1808001	<u>OTHER INCOME</u>	0	0	437531	21491624	0.0	21054093
48	2101001	<u>PAY</u>	0	0	190393592	0	190393592	0.0
49	2101002	<u>GRADE PAY</u>	0	0	0	0	0.0	0.0
50	2101004	<u>DEARNESS ALLOWANCE</u>	0	0	28777310	0	28777310	0.0
51	2101005	<u>HOUSE RENT ALLOWANCE</u>	0	0	8146457	0	8146457	0.0
52	2101006	<u>CITY COMP. ALLOWANCE</u>	0	0	0	0	0.0	0.0
53	2101007	<u>MEDICAL ALLOWANCE</u>	0	0	1457109	0	1457109	0.0
54	2101008	<u>OTHER ALLOWANCE</u>	0	0	712548	0	712548	0.0
55	2101010	<u>WAGES - OTHERS</u>	0	0	154333579	0	154333579	0.0
56	2101011	<u>BONUS</u>	0	0	1229750	0	1229750	0.0
57	2102001	<u>MEDICAL REIMBURSEMENT</u>	0	0	626504	626504	0.0	0.0
58	2102002	<u>LEAVE TRAVEL CONCESSION</u>	0	0	14770	0	14770	0.0
59	2102004	<u>SUPPLY OF UNIFORMS</u>	0	0	485180	0	485180	0.0
60	2102006	<u>TRAINING PROGRAMME EXPENSES</u>	0	0	21000	0	21000	0.0
61	2102007	<u>STAFF WELFARE EXPENSES</u>	0	0	1259291	0	1259291	0.0
62	2102011	<u>LABOUR WELFARE FUND CONTRIBUTION</u>	0	0	10500	10500	0.0	0.0
63	2102013	<u>SPECIAL PROVIDENT FUND CUM GRATUITY SCHEME</u>	0	0	1239842	414426	825416	0.0
64	2102015	<u>CPF MANAGEMENT CONTRIBUTION</u>	0	0	4460159	0	4460159	0.0
65	2102019	<u>CONVEYANCE ALLOWANCE</u>	0	0	274147	0	274147	0.0
66	2102020	<u>WASHING ALLOWANCE</u>	0	0	335023	0	335023	0.0
67	2103001	<u>PENSIONS</u>	0	0	44926219	0	44926219	0.0
68	2103002	<u>FAMILY PENSION</u>	0	0	10317291	0	10317291	0.0

தூத்துக்குடி மாநகராட்சி
THOOTHUKUDI CORPORATION

Trial Balance

Input Parameter : Financial Year : 2019-2020;Fund Name : Revenue Fund;From Date : 01/Apr/2019;To Date : 31/Mar/2020;

69	2103004	<u>COMMUTED VALUE OF PENSION</u>	0	0	10390274	0	10390274	0.0
70	2103005	<u>PENSIONS CONTRIBUTION TO MUNICIPAL EMPLOYEES</u>	0	0	55576619	0	55576619	0.0
71	2104001	<u>LEAVE ENCASHMENT</u>	0	0	5229257	0	5229257	0.0
72	2104002	<u>DEATH-CUM-RETIREMENT GRATUITY</u>	0	0	17073917	0	17073917	0.0
73	2104006	<u>Other Contribution to Municipal Employees</u>	0	0	1675800	0	1675800	0.0
74	2201004	<u>MOTOR VEHICLE TAX</u>	0	0	875212	0	875212	0.0
75	2201101	<u>ELECTRICITY CONSUMPTION CHARGES FOR OFFICE BUILDINGS</u>	0	0	4682378	0	4682378	0.0
76	2201105	<u>Computer Operatonal Expenses</u>	0	0	461730	0	461730	0.0
77	2201201	<u>TELEPHONE CHARGES</u>	0	0	1410772	0	1410772	0.0
78	2201203	<u>POSTAGE AND TELEGRAM AND FAX CHARGES</u>	0	0	25000	0	25000	0.0
79	2202101	<u>STATIONERY AND PRINTING</u>	0	0	3394281	0	3394281	0.0
80	2203001	<u>TRAVEL EXPENSES</u>	0	0	938201	0	938201	0.0
81	2204001	<u>VEHICLE INSURANCE</u>	0	0	758812	0	758812	0.0
82	2205001	<u>STATUTORY AUDIT FEES</u>	0	0	2206060	0	2206060	0.0
83	2205104	<u>LEGAL & ARBITRATION EXPENSES</u>	0	0	357317	0	357317	0.0
84	2205202	<u>ENGINEERING CONSULTANCY</u>	0	0	1417742	0	1417742	0.0
85	2205203	<u>OTHER PROFESSIONAL CHARGES</u>	0	0	19960	0	19960	0.0
86	2206001	<u>ADVERTISEMENT CHARGES</u>	0	0	2418490	0	2418490	0.0
87	2208001	<u>CASH AWARDS & PRIZES</u>	0	0	16000	0	16000	0.0
88	2208003	<u>OTHER EXPENSE</u>	0	0	7624655	57600	7567055	0.0
89	2301003	<u>POWER CHARGES FOR STREET LIGHTS</u>	0	0	32019437	0	32019437	0.0
90	2303002	<u>DIESEL</u>	0	0	15299203	0	15299203	0.0
91	2303004	<u>MEDICINES & HOSPITAL NEEDS</u>	0	0	5003200	0	5003200	0.0
92	2303005	<u>SANITARY MATERIALS</u>	0	0	8589915	0	8589915	0.0

தூத்துக்குடி மாநகராட்சி
THOOTHUKUDI CORPORATION

Trial Balance

Parameter : Financial Year : 2019-2020; Fund Name : Revenue Fund; From Date : 01/Apr/2019; To Date : 31/Mar/2020;

2304002	<u>HIRE CHARGES FOR MACHINERIES/ EQUIPMENTS</u>	0	0	2113638	0	2113638	0.0
2305002	<u>REPAIRS AND MAINTENANCE - ROAD & PAVEMENTS - BLACK TOPPING AND ASPHALT</u>	0	0	5455722	0	5455722	0.0
2305007	<u>MAINTENANCE EXPENSES FOR STREET LIGHTS</u>	0	0	15237344	0	15237344	0.0
2305101	<u>MAINTENANCE OF GARDENS / PARKS / SWIMMING POOLS</u>	0	0	4838252	0	4838252	0.0
2305104	<u>SANITARY / CONSERVANCY EXPENSES</u>	0	0	2226633	0	2226633	0.0
2305201	<u>OFFICE BUILDING - MAINTENANCE</u>	0	0	1236414	0	1236414	0.0
2305202	<u>REPAIRS AND MAINTENANCE - BUILDINGS</u>	0	0	923440	0	923440	0.0
2305301	<u>Light Vehicles - Maintenance</u>	0	0	5260097.9	0	5260097.9	0.0
2305302	<u>HEAVY VEHICLES - MAINTENANCE</u>	0	0	6676136.35	0	6676136.35	0.0
2305303	<u>OTHER VEHICLES - MAINTENANCE</u>	0	0	56000	0	56000	0.0
2305901	<u>REPAIRS AND MAINTENANCE OF OFFICE FURNITURE ETC.</u>	0	0	53088	0	53088	0.0
2305902	<u>REPAIRS AND MAINTENANCE - INSTRUMENTS, PLANT & MACHINERY</u>	0	0	1266715	0	1266715	0.0
2305903	<u>REPAIRS AND MAINTENANCE - ELECTRICAL FITTINGS</u>	0	0	668490	0	668490	0.0
2305906	<u>REPAIRS AND MAINTENANCE - COMPUTERS</u>	0	0	982741	0	982741	0.0
2308005	<u>HOSPITAL EXPENSES</u>	0	0	25800	0	25800	0.0
2308009	<u>GARBAGE CLEARANCE</u>	0	0	87372964	0	87372964	0.0
2308013	<u>ANIMAL BIRTH CONTROL</u>	0	0	1086400	0	1086400	0.0
2308019	<u>AMMA UNAVAGAM</u>	0	0	16822263	0	16822263	0.0
2308020	<u>FUNERAL RITES</u>	0	0	60000	0	60000	0.0
2308021	<u>Anti Filaria / Anti Malaria Operations</u>	0	0	1941100	0	1941100	0.0

தூத்துக்குடி மாநகராட்சி
THOOTHUKUDI CORPORATION

Trial Balance

Parameter : Financial Year : 2019-2020; Fund Name : Revenue Fund; From Date : 01/Apr/2019; To Date : 31/Mar/2020;

403003	INTEREST ON LOANS FROM TNUFSL	0	9000000	0	9000000	0.0
407001	BANK CHARGES	0	254873	0	254873	0.0
501001	ELECTION EXPENSES	0	647969	0	647969	0.0
602006	MUNICIPAL CONTRIBUTION	0	125891774	0	125891774	0.0
701001	PROVISION FOR DOUBTFUL COLLECTION OF	0	7429472	0	7429472	0.0
	REVENUE ITEMS - TAXES					
722001	DEPRECIATION - BUILDINGS	0	28211681	0	28211681	0.0
723001	DEPRECIATION - ROADS & BRIDGES	0	210909234	0	210909234	0.0
723201	DEPRECIATION - WATERWAYS	0	431335	0	431335	0.0
724001	DEPRECIATION - PLANT & MACHINERY	0	4007654	0	4007654	0.0
725001	DEPRECIATION - VEHICLES	0	12516361	0	12516361	0.0
726001	DEPRECIATION - OFFICE & OTHER EQUIPMENTS	0	639868	0	639868	0.0
727001	DEPRECIATION - FURNITURE, FIXTURES, FITTINGS AND ELECTRICAL APPLIANCES	0	8874976	0	8874976	0.0
728001	DEPRECIATION - OTHER FIXED ASSETS	0	2507210	0	2507210	0.0
801001	Taxes	0	6518728	6518728	0.0	0.0
804001	PRIOR YEAR INCOME	0	0	18017404.9	0.0	18017404.9
808001	PRIOR YEAR EXPENSES	0	148277459	0	148277459	0.0
1109001	ACCUMULATED SURPLUS / DEFICIT	1298548228	65967293	0	1364515521	0.0
1111001	CONTRIBUTION FROM MUNICIPAL FUND	0	678278123	0	124517920	802796043
1121101	CAPITAL RESERVE	0	270785135	0	0	270785135
1203001	CONTRIBUTIONS FROM THE GOVERNMENT	0	1153506342	0	55369780	1208876122
1203002	GRANTS FROM THE GOVERNMENT	0	1479773768	621787080	0.0	2045941068
1208001	Contributions From Private Parties	0	11729009	0	55000	11784009
1208003	M.L.A.FUND	0	250000	250000	0.0	0.0

தூத்துக்குடி மாநகராட்சி
THOOTHUKUDI CORPORATION

Trial Balance

parameter : Financial Year : 2019-2020; Fund Name : Revenue Fund; From Date : 01/Apr/2019; To Date : 31/Mar/2020;

3303002	LOAN FROM TUFIDCO	0	0	0	9200000	0.0	9200000	0.0	9200000
3303005	Loan from TNUDE	0	0	9000000	24600000	0.0	24600000	0.0	15600000
3401001	Tender Deposit - Contractors.	0	152038239	10564834	30032162.5	0.0	30032162.5	0.0	171505568
3401002	TENDER DEPOSIT- SUPPLIERS	0	259211	0	365036	0.0	365036	0.0	606211
3401003	SECURITY DEPOSIT - CONTRACTORS	0	1532121	1290946	11508940	0.0	11508940	0.0	52140599
3401004	RETENTION AMOUNT	0	41350539	718880	14228073	0.0	14228073	0.0	45935182
3402001	Security Deposit - Lease	0	38546423	6839314	0	0.0	0	0.0	9961900
3403001	SECURITY DEPOSIT - STAFF	0	9961900	4062962	16399874	0.0	16399874	0.0	29859423
3408001	DEPOSITS - OTHERS	0	17522511	0	0	0.0	0	0.0	3782946
3501002	SURVEY CHARGES - PAYABLE	0	3782946	0	0	0.0	0	0.0	2730872
3501003	ACCOUNTS PAYABLE - CONTRACTORS	0	22025078	793703036	774408830	0.0	774408830	0.0	2259033
3501004	ACCOUNTS PAYABLE - SUPPLIERS	0	3591051	28214511	26882493	0.0	26882493	0.0	33779637.3
3501005	ACCOUNTS PAYABLE EXPENSES	0	38595800	383023049	378206886.3	0.0	378206886.3	0.0	3477248
3501006	DEPUTATIONIST RECOVERIES	0	3477248	0	0	0.0	0	0.0	11663627
3501007	PERSONNEL CLAIMS	0	11663627	0	0	0.0	0	0.0	371337
3501008	OTHERS PAYABLE	0	323546	0	47791	0.0	47791	0.0	3535004
3501011	AUDIT FEES PAYABLE	0	2764402	1435458	2206060	0.0	2206060	0.0	12593772
3501101	SALARIES & WAGES PAYABLE	0	5870243	118142147	124865676	0.0	124865676	0.0	4955384
3501104	GROUP INSURANCE SCHEME - MANAGEMENT	0	4955384	0	0	0.0	0	0.0	12488309
3501106	CONTRIBUTION PAYABLE	0	12488309	0	0	0.0	0	0.0	56767293
3501201	Other Payables	0	0	0	56767293	0.0	56767293	0.0	26371844
3502001	INTEREST PAYABLE	0	21506715	31784864	36649993	0.0	36649993	0.0	2237525
3502002	PROVIDENT FUND RECOVERIES	0	12618	14507811	16732718	0.0	16732718	0.0	168262
3502003	CO-OPERATIVE SOCIETY LOAN RECOVERIES	0	63222	801447	906487	0.0	906487	0.0	162979
3502004	RD RECOVERIES	0	20431	979925	1122473	0.0	1122473	0.0	
	L.I.C. POLICES PREMIUM RECOVERIES								

தூத்துக்குடி மாநகராட்சி
THOOTHUKUDI CORPORATION

Trial Balance

Parameter : Financial Year : 2019-2020; Fund Name : Revenue Fund; From Date : 01/Apr/2019; To Date : 31/Mar/2020;

3502005	<u>SPECIAL PROVIDENT FUND-CUM- GRATUITY</u>	0	0	49400	69350	0.0	19950
3502006	<u>SCHEME - RECOVERIES</u>	0	136558	510100	558340	0.0	184798
3502007	<u>F.B.F. / GROUP INSURANCE SCHEME RECOVERIES</u>	0	100268	0	0	0.0	100268
3502009	<u>EXTERNAL HOUSING RECOVERIES INCLUDING</u>	0	688071	2307648	3001993	0.0	1382416
3502010	<u>H.B.A. SANCTIONED BY THE C.M.A.</u>	0	25253	0	0	0.0	25253
3502011	<u>It Deduction</u>	0	20350	426065	483065	0.0	77350
3502012	<u>RECOVERIES TOWARDS LOANS FROM BANKS</u>	0	540	180	180	0.0	540
3502013	<u>COURT RECOVERIES</u>	0	933751	14941431	15170948	0.0	1163268
3502014	<u>H.B.A.SPECIAL F.B.F. SUBSCRIPTION</u>	0	12550455	1863172	23432333	0.0	34119616
3502015	<u>INCOME TAX DEDUCTIONS - CONTRACTORS</u>	0	1194034	0	83370	0.0	1277404
3502017	<u>OTHER RECOVERIES</u>	0	0	0	3679590	0.0	3679590
3502018	<u>VAT - PAYABLE</u>	0	11687	0	0	0.0	11687
3502021	<u>SERVICE TAX PAYABLE</u>	0	39926	4375722	5078311	0.0	742515
3502022	<u>HANDLOOM ADVANCE RECOVERED - PAYABLE TO</u>	0	11806941	0	900	0.0	11807841
3502023	<u>CO-OPTEX</u>	0	665950	1177850	1259450	0.0	747550
3502025	<u>CPF SUBSCRIPTION RECOVERIES</u>	0	1381776	35168573	35329836	0.0	1543039
3502032	<u>Contribution to CMDA/LPA Payable</u>	0	3625036	42686542	42091506	0.0	3030000
3502033	<u>Health Fund Subscription</u>	0	3662125	43144449	42556857	0.0	3074533
3502036	<u>Manual Workers Genenral Welfare Fund</u>	0	0	0	0	0.0	0.0
3503001	<u>CGST - PAYABLE</u>	0	12532	0	0	0.0	12532
3503002	<u>SGST - PAYABLE</u>	0	59096983	16503419	25926005.99	0.0	68519570
3504101	<u>Audit Objection - Recoveries payable</u>	0	0	1100865	94099981.99	0.0	92999117
	<u>Recoveries - Payable to Other Municipalities</u>	0	0	0	0	0.0	0
	<u>LIBRARY CESS - PAYABLES</u>	0	0	0	0	0.0	0
	<u>ADVANCE COLLECTION OF PROPERTY TAX</u>	0	0	0	0	0.0	0

தூத்துக்குடி மாநகராட்சி
THOOTHUKUDI CORPORATION

Trial Balance

Parameter : Financial Year : 2019-2020;Fund Name : Revenue Fund;From Date : 01/Apr/2019;To Date : 31/Mar/2020;

	0	64982653	0	7429472	0.0	72412125
3603001						
	<u>PROVISION FOR DOUBTFUL COLLECTION OF REVENUE ITEMS</u>					
4101001	87596793	0	0	0	87596793	0.0
4102001	612139015	0	40503034	0	652642049	0.0
4103001	810008	0	0	0	810008	0.0
4103002	27571284	0	0	0	27571284	0.0
4103003	410485861	0	19818835	0	430304696	0.0
4103004	1432611408	0	105957492	0	1538568900	0.0
4103005	198653464	0	877515	0	199530979	0.0
4103101	397128390	0	7552969	0	404681359	0.0
4103102	542897	0	0	0	542897	0.0
4103201	3807292	0	0	0	3807292	0.0
4103202	255926	0	0	0	255926	0.0
4103203	1839455	0	0	0	1839455	0.0
4104001	32872883	0	403256	0	33276139	0.0
4104002	13951784	0	585000	0	14536784	0.0
4104004	10000	0	0	0	10000	0.0
4105001	30020348	0	0	0	30020348	0.0

தூத்துக்குடி மாநகராட்சி
THOOTHUKUDI CORPORATION

Trial Balance

Parameter : Financial Year : 2019-2020;Fund Name : Revenue Fund;From Date : 01/Apr/2019;To Date : 31/Mar/2020;

4105002	LIGHT VEHICLES - GROSS BLOCK	72720147	0	0	0	72720147	0.0
4105003	OTHER VEHICLES - GROSS BLOCK	2558586	0	0	0	2558586	0.0
4106002	Instruments and Equipments in Hospitals and Dispensaries Etc	379766	0	0	0	379766	0.0
4106003	Other equipments - GROSS BLOCK	14354576	0	2395855	0	16750431	0.0
4107001	FURNITURE FIXTURES AND FITTINGS - GROSS BLOCK	30203907	0	0	0	30203907	0.0
4107002	ELECTRICAL INSTALLATIONS - LAMPS / TUBE LIGHT FITTINGS - GROSS BLOCK	50764466	0	1736144	0	52500610	0.0
4107003	ELECTRICAL INSTALLATIONS -OTHERS - GROSS BLOCK	18685936	0	0	0	18685936	0.0
4108002	Computers and Printers	3135688	0	57600	0	3193288	0.0
4112001	BUILDINGS - ACCUMULATED DEPRECIATION	0	159406345	0	28211681	0.0	187618026
4113001	SUBWAYS AND CAUSEWAYS - ACCUMULATED DEPRECIATION	0	792268	0	3211	0.0	795479
4113002	BRIDGES AND FLYOVERS - ACCUMULATED DEPRECIATION	0	12601641	0	1077814	0.0	13679455
4113003	ROADS & PAVEMENTS - CONCRETE - ACCUMULATED DEPRECIATION	0	367446393	0	34422847	0.0	401869240
4113004	ROADS & PAVEMENTS - BLACK TOPPED - ACCUMULATED DEPRECIATION	0	1273107999	0	144933277	0.0	1418041276
4113005	ROADS & PAVEMENTS - OTHERS - ACCUMULATED DEPRECIATION	0	190037105	0	5818065	0.0	195855170
4113101	STORM WATER DRAINS, OPEN DRAINS AND CULVERTS - ACCUMULATED DEPRECIATION	0	266440578	0	24657231	0.0	291097809

தூத்துக்குடி மாநகராட்சி
THOOTHUKUDI CORPORATION

Trial Balance

Financial Year : 2019-2020; Fund Name : Revenue Fund; From Date : 01/Apr/2019; To Date : 31/Mar/2020;

4113102	DRAINAGE SEWERAGE PIPES, CONDUITS ETC. - ACCUMALATED DEPRECIATION	0	39089	0	36274	0.0	75363
4113201	HEAD WORKS, OHT ETC. WATER SUPPLY MAINS - ACCUMALATED DEPRECIATION	0	274125	0	254388	0.0	528513
4113202	GROUND WATER WELLS/ DEEP BORE WELLS - ACCUMALTED DEPRECIATION	0	18426	0	17100	0.0	35526
4113203	RESERVOIRS - ACCUMULATED DEPRECIATION	0	132441	0	122905	0.0	255346
4114001	PLANT & MACHINERY - ACCUMULATED DEPRECIATION	0	17802571	0	4007654	0.0	21810225
4114002	TOOLS & PLANT - ACCUMULATED DEPRECIATION	0	13507181	0	1742881	0.0	15250062
4114004	SULLAGE WATER REMOVAL TANKERS - ACCUMULATED DEPRECIATION	0	720	0	668	0.0	1388
4115001	HEAVY VEHICLES - ACCUMULATED DEPRECIATION	0	27579078	0	632289	0.0	28211367
4115002	LIGHT VEHICLES - ACCUMULATED DEPRECIATION	0	26908867	0	11865122	0.0	38773989
4115003	OTHER VEHICLES - ACCUMULATED DEPRECIATION	0	2516476	0	18950	0.0	2535426
4116002	Instruments and Equipments in Hospitals and Dispensaries Etc - Accumulated Depreciation	0	342973	0	9529	0.0	352502
4116003	Other equipments - Accumulated Depreciation	0	11378007	0	1391457	0.0	12769464
4117001	FURNITURE, FIXTURES & FITTINGS - ACCUMULATED DEPRECIATIONS	0	23288449	0	1791104	0.0	25079553

தூத்துக்குடி மாநகராட்சி
THOOTHUKUDI CORPORATION

Trial Balance

Parameter : Financial Year : 2019-2020; Fund Name : Revenue Fund; From Date : 01/Apr/2019; To Date : 31/Mar/2020;

4117002	ELECTRICAL INSTALLATIONS - LAMPS & TUBE LIGHTS FITTINGS - ACCUMULATED DEPRECIATION	0	29864266	0	5862813	0.0	35727079
4117003	ELECTRICAL INSTALLATIONS - OTHERS - ACCUMULATED DEPRECIATION	0	16753881	0	1221059	0.0	17974940
4121001	PROJECTS - IN - PROGRESS ACCOUNT	104401085	0	93616614	72202607	125815092	0.0
4122001	PROJECTS - IN - PROGRESS ACCOUNT	745701879	0	727110200	107627493	1365184586	0.0
4123001	PROJECTS - IN - PROGRESS ACCOUNT	0	0	1687487	0	1687487	0.0
4208001	FIXED DEPOSIT	17704510	0	0	17700000	4510	0.0
4311001	PROPERTY TAX - RECOVERABLE - RESIDENTIAL - CURRENT	0	0	195722874	182317428.1	13405446	0.0
4311002	PROPERTY TAX - RECOVERABLE - COMMERCIAL - CURRENT	0	0	93922765.1	86154158.07	7768607	0.0
4311003	Property Tax - Recoverable - Industrial - Current	0	0	15682669.9	15005874.87	676795	0.0
4311004	Property Tax - Recoverable - Vacant sites - Current	0	0	5160409	1384599	3775810	0.0
4311006	Property Tax - Recoverable - Residential - Arrears	95863626.2	0	18916716	79610616.3	35169725.9	0.0
4311007	Property Tax - Recoverable - Commercial - Arrears	110140252	0	13865841	106582011.7	17424081.6	0.0
4311008	Property Tax - Recoverable - Industrial - Arrears	22138560.9	0	1365025	21758629.06	1744956.82	0.0
4311009	Property Tax - Recoverable - Vacant sites - Arrears	10711396	0	13545471.9	13721880	10534987.9	0.0

தூத்துக்குடி மாநகராட்சி
THOOTHUKUDI CORPORATION

Trial Balance

Parameter : Financial Year : 2019-2020; Fund Name : Revenue Fund; From Date : 01/Apr/2019; To Date : 31/Mar/2020;

4311901	<u>ADVERTISEMENT TAX - RECOVERABLE - CURRENT</u>	497338	0	0	497338	0.0	0.0
4311902	<u>ADVERTISEMENT TAX - RECOVERABLE - ARREARS</u>	0	0	497338	0	497338	0.0
4311903	<u>PROFESSION TAX - RECOVERABLE - CURRENT</u>	0	0	39854561	33592369	6262192	0.0
4311904	<u>PROFESSION TAX - RECOVERABLE - ARREARS</u>	30891606	0	11124664	11992891	30023379	0.0
4311906	<u>OTHER TAXES - RECOVERABLE - ARREARS</u>	60686	0	0	0	60686	0.0
4311907	<u>Water Supply and Drainage Tax - Recoverable - Residential - Current</u>	0	0	4068854	4068854	0.0	0.0
4311908	<u>Water Supply and Drainage Tax - Recoverable - Commercial - Current</u>	0	0	13948643	13948643	0.0	0.0
4311909	<u>Water Supply and Drainage Tax - Recoverable - Industrial - Current</u>	0	0	2960702	2960702	0.0	0.0
4311910	<u>Water Supply and Drainage Tax - Recoverable - Vacant Sites - Current</u>	0	0	253463	253463	0.0	0.0
4311912	<u>Water Supply and Drainage Tax - Recoverable - Residential - Arrears</u>	0	0	7206349	7206349	0.0	0.0
4311913	<u>Water Supply and Drainage Tax - Recoverable - Commercial - Arrears</u>	0	0	14372584	14372584	0.0	0.0
4311914	<u>Water Supply and Drainage Tax - Recoverable - Industrial - Arrears</u>	0	0	3498129	3498129	0.0	0.0
4311915	<u>Water Supply and Drainage Tax - Recoverable - Vacant Sites - Arrears</u>	0	0	776899	776899	0.0	0.0
4311917	<u>Education Tax - Recoverable - Residential - Current</u>	0	0	1496138	1496138	0.0	0.0

தூத்துக்குடி மாநகராட்சி
THOOTHUKUDI CORPORATION

Trial Balance

Parameter : Financial Year : 2019-2020;Fund Name : Revenue Fund;From Date : 01/Apr/2019;To Date : 31/Mar/2020;

4311918	<u>Education Tax - Recoverable - Commercial - Current</u>	0	5128316	0	5128316	0.0	0.0
4311919	<u>Education Tax - Recoverable - Industrial - Current</u>	0	1088496	0	1088496	0.0	0.0
4311920	<u>Education Tax - Recoverable - Vacant Sites - Current</u>	0	93813	0	93813	0.0	0.0
4311921	<u>Education Tax - Recoverable - Residential - Arrears</u>	0	2649440	0	2649440	0.0	0.0
4311922	<u>Education Tax - Recoverable - Commercial - Arrears</u>	0	5284097	0	5284097	0.0	0.0
4311923	<u>Education Tax - Recoverable - Industrial - Arrears</u>	0	1286070	0	1286070	0.0	0.0
4311924	<u>Education Tax - Recoverable - Vacant Sites - Arrears</u>	0	285627	0	285627	0.0	0.0
4313002	<u>LICENCE FEES AND OTHER FEES - RECOVERABLE - ARREARS</u>	417743	0	0	0	417743	0.0
4313007	<u>SWM USER CHARGES RECOVERABLE - CURRENT</u>	17495222.1	29521008	0	40077231.49	6938998.62	0.0
4313008	<u>SWM USER CHARGES RECOVERABLE - ARREAR</u>	5555974.07	18008744	0	16020879.01	7543839.05	0.0
4314001	<u>LEASE AMOUNT - RECOVERABLE - CURRENT</u>	0	4488454	0	4488454	0.0	0.0
4314002	<u>LEASE AMOUNT - RECOVERABLE - ARREARS</u>	2406992	10760952	0	13167944	0.0	0.0
4314004	<u>RENT ON BUILDINGS RECOVERABLE - ARREARS</u>	6583835	0	0	0	6583835	0.0
4314005	<u>RENT FROM SHOPPING COMPLEXES/MARKETS - CURRENT</u>	15120897	9879243	0	19609345	5390795	0.0

தூத்துக்குடி மாநகராட்சி
THOOTHUKUDI CORPORATION

Trial Balance

Parameter : Financial Year : 2019-2020; Fund Name : Revenue Fund; From Date : 01/Apr/2019; To Date : 31/Mar/2020;

Account No.	Description	36740329	15445018	12015078	40170269	0.0
314006	RENT FROM SHOPPING COMPLEXES/MARKETS - ARREARS	3376643	0	3093725	282918	0.0
314008	MARKET FEES - DAILY MARKET RECOVERABLE - ARREARS	1492797	0	1492797	0.0	0.0
314015	CART STAND/ LORRY STAND/ TAXI STAND/ CYCLE STAND FEES RECOVERABLE - CURRENT	222875	0	717176	998496	0.0
314016	CART STAND/ LORRY STAND/ TAXI STAND/ CYCLE STAND FEES RECOVERABLE - ARREARS	13492	0	0	13492	0.0
4314018	AVENUE RECEIPTS RECOVERABLE - ARREARS	5874262	0	0	5874262	0.0
4314020	CABLE TV RENT RECOVERABLE - ARREARS	996110	0	996110	0.0	0.0
4314027	CABLE TV RENT RECOVERABLE - ARREARS	996110	0	996110	0.0	0.0
4314028	FEES FOR PAY AND USE TOILETS RECOVERABLE - CURRENT	0	0	222154	773956	0.0
4314036	FEES FOR PAY AND USE TOILETS RECOVERABLE - ARREARS	12278	0	0	12278	0.0
4314037	INTEREST ON STAFF ADVANCES - RECOVERABLE ACCOUNT	12984	0	0	12984	0.0
4314040	MATERIALS COST RECOVERABLE A/C - CONTRACTORS	1611960	0	48608	1570472	0.0
4315001	Misc. Recovery	31159221	0	0	31159221	0.0
4401001	SPECIFIC GRANT - RECEIVABLE	7760704	0	217747305	176878	0.0
4501001	PREPAID EXPENSES	1571185	0	240401491.5	0.0	0.0
4502001	Cash Account	0	0	42089638	31702383.9	0.0
4502101	Cheque Account	3162591.9	0	1122850	324304	0.0
4502102	RF-COLLECTION-IOB-010001000018232	460079	0	187903137	5384441	0.0
4502104	RF-AMMA UNAVAGAM-IOB-010001000027055	6400824	0	186886754		0.0
4502104	RF-PAYMENT-IOB-010001000018232		0			0.0

தூத்துக்குடி மாநகராட்சி
THOOTHUKUDI CORPORATION

Trial Balance

Account Parameter : Financial Year : 2019-2020; Fund Name : Revenue Fund; From Date : 01/Apr/2019; To Date : 31/Mar/2020;

38	4502105	RF-PAYMENT-IOB-010001000031196	1674075	0	81033594	70256009	12451660	0.0
39	4502106	RF-EAST PAYMENT-IOB-132601000019828	367610	0	13040	2553	378097	0.0
40	4502107	RF-WEST PAYMENT-IOB-132601000019824	60433	0	2075	2571	59937	0.0
41	4502108	RF-NORTH PAYMENT-IOB-132601000019830	132020	0	4682	0	136702	0.0
42	4502109	RF-SOUTH PAYMENT-IOB-014301000015000	192758	0	31760	55000	169518	0.0
43	4502110	RF-CAPITAL-IOB-010001000013983	5822916	0	138961419	143654885	1129450	0.0
44	4502111	RF-TURIF-SBI-30012639654	1155117	0	117196811	115263053	3088875	0.0
45	4502112	RF-LIBRARYCESS-IOB-010001000020986	285599	0	1009994	0	1295593	0.0
46	4502120	RF-SPF-IOB-010001000021043	0	0	414426	414426	0.0	0.0
47	4502121	RF-DEPOSIT-CANARA-2780101020046	14999056	0	36585274	37043636	14540694	0.0
48	4502124	WATERSUPPLY-SDRF-CANARA BANK-2780101020116	0	0	46000	46000	0.0	0.0
49	4502125	RF-EPF-NETBANKING ACCT	279418	0	10670437	10165983	783872	0.0
50	4502127	37041227216- SBI-BAZAAR- PENSIONER FSF A/C	0	0	50000	50000	0.0	0.0
51	4502202	RF-COLLECTION-AXIS-910010038986452	37442	0	1331	0	38773	0.0
52	4502203	UNAPPROVED LAYOUT DEVELOPMENT CHARGES A/C	5582256	0	226662	0	5808918	0.0
53	4502205	RF-SMARTCITY LTD-SMARTCITYFUND-YES-094294600000019	0	0	447052722	447052722	0.0	0.0
54	4502207	RF- ICICI- STROM WATER DRAINAGE A/C-254001001033	222979	0	7908	0	230887	0.0
55	4502208	YES BANK- SMC - A/C.NO.1 - CONTRACTOR PAYMENT AC	11154899	0	463432094	469257517	5329475.5	0.0
56	4502211	AMMA UNAVAGAM-COLLECTION-YES-094294600000069	1119068	0	16245807	16727619	637256	0.0

தூத்துக்குடி மாநகராட்சி
THOOTHUKUDI CORPORATION

Trial Balance

Parameter : Financial Year : 2019-2020; Fund Name : Revenue Fund; From Date : 01/Apr/2019; To Date : 31/Mar/2020;

	3505193	0	14780278	10116669	8168801.99	0.0
4502212	LIB CESS-COLLECTION-YES-0942946000000079	0	0	10116669	8168801.99	0.0
4502213	UGD-COLLECTION-YES-0942946000000089	0	0	0	0.0	0.0
4502214	ADMIN-COLLECTION-YES-0942946000000099	801690	0	392180309	2992656	0.0
4502216	RF-COLLECTION-YES-094294600000112	18766657	0	403913445	1173202.01	0.0
4502218	SBM - IPA A/C	0	0	325000	0.0	0.0
4502220	RF - PENSIONER HEALTH FUND- INDUSIND BANK	0	0	626504	0.0	0.0
4502221	RF- DEPOSIT A/C- FDRL BANK- 11910100200259	0	0	0	9900012	0.0
4502501	ONLINECOLLECTION-HDFC-CURRENT	5663426	0	4208602	18319516	0.0
4502601	YES Bank-POS Collection Account-Saving acct	0	0	1156474	2200336	0.0
4504101	RF-IHSDP-SBI-30767749806	112066	0	0	115882	0.0
4504102	RF-MLA FUND-SBI-10237758121	6625751	0	10869576	8027282	0.0
4504103	RF-MP FUND-SBI-10237757682	1228350	0	2198821	2034134	0.0
4504104	RF-IUDM-IOB-132601000016265	43773435	0	53557226	35761120	0.0
4504107	RF-AMRUT-SYNDICATE-63902200079078	2731201.92	0	9727933	1269536.92	0.0
4504115	RF- AMMA ECO PAVILION- INDIAN BANK- 6526155284	0	0	0	5584428	0.0
4504201	RF-INFRA-DENA-127810037817	4372739	0	3490127	962812	0.0
4504202	RF-SS SCHEME-DENA-127810037841	181251	0	65	1664760	0.0
4504203	4504203-EQUITAS BANK- SWD A/C- 100005435364	0	0	107242924	3679432	0.0
4504204	RF-SMART CITY- TMB- 106100710400629	0	0	43063932	0.0	9252959
4506101	RF-SFC-SBI-10852663500	85461683	0	559085362	4303618	0.0
4506102	RF-XIV FINANCE-SBI-10852664264	39365975	0	111970696	1178577	0.0
4601001	FESTIVAL ADVANCE	1808410	0	3294840	3043570	0.0

தூத்துக்குடி மாநகராட்சி
THOOTHUKUDI CORPORATION

Trial Balance

Parameter : Financial Year : 2019-2020; Fund Name : Revenue Fund; From Date : 01/Apr/2019; To Date : 31/Mar/2020;

4601002	EDUCATION ADVANCE	0	0	0	0	0	0	0.0	0.0
4601003	TOUR ADVANCE	0	0	15000	15000	0	0	0.0	0.0
4601005	COMPUTER ADVANCE	150000	0	0	0	0	150000	0.0	0.0
4601007	MOTORCYCLE ADVANCE	480774	0	140121	620895	1002	0	0.0	0.0
4601009	MARRIAGE ADVANCE	4848	0	0	140121	0	3846	0.0	0.0
4601012	Staff Advance	1636808	0	0	0	0	1496687	0.0	0.0
4604001	ADVANCE TO SUPPLIERS	7299763	0	0	0	0	7299763	0.0	0.0
4604002	ADVANCE TO CONTRACTORS	0	0	126210000	0	0	126210000	0.0	0.0
4605010	Advance Recoverable Expenses	54128596	0	3365164	1881092	0	55612668	0.0	0.0
4605011	GENERAL IMPREST ACCOUNT	8013	0	0	0	0	8013	0.0	0.0
4606001	DEPOSITS - RECOVERABLE:	77552	0	0	0	0	77552	0.0	0.0
4613001	Deposits	0	0	15702914.5	15702914.5	0	0	0.0	0.0
4702001	PAYABLE TO WATER SUPPLY AND DRINAGE FUND	348924285	0	91382933	31781525	0	408525693	0.0	0.0
4702002	PAYABLE TO ELEMENTARY EDUCATION FUND	0	15349614.3	308941	6721357	0	0	21762030.3	0.0
4702004	RECEIVABLE FROM WATER SUPPLY FUND	0	95454835	271730	84180442	0	0	179363547	0.0
	Total	6698402158	6698402158	8583241902	8583241902	8583241902	8855753233	8855753233	8855753233

(Handwritten Signature)


Assistant Commissioner (P)
Thoothukudi Corporation

(Handwritten Signature)
DEPUTY DIRECTOR
LOCAL FUND AUDIT
CORPORATION CONCURRENT AUDIT
THOOTHUKUDI


THOOTHUKUDI CORPORATION
தூத்துக்குடி மாநகராட்சி
Income And Expenditure Statement

Input Parameter: Financial Year : 2019-2020; Fund Name : Revenue Fund; From Date : 01/Apr/2019; To Date : 31/Mar/2020;

Code No	Description of items	Schedule No.	Current Year Amount(₹)	Previous Year Amount(₹)
Income				
110	Tax Revenue	I-1	126411289	
120	Assigned Revenues & Compensations	I-2	33328008	
130	Rental Income from Municipal Properties	I-3	20552370	
140	Fees & User Charges	I-4	65873925.5	
150	Sale & Hire Charges	I-5	6630715	
160	Revenue Grants, Contribution and Subsidies	I-6	475144201	
170	Income from Investments	I-7	12838655	
171	Interest Earned	I-8	7207454	
180	Other Income	I-9	21506972	
		Total	769493589.5	
Expenditure				
210	Establishment Expenses	I-10	537914708	
220	Administrative Expenses	I-11	26549010	
230	Operations & Maintenance	I-12	215214993.3	
240	Interest & Finance Charges	I-13	9254873	
250	Programme Expenses	I-14	647969	
260	Grants, Contribution and Subsidies	I-15	125891774	
270	Provisions and Write off	I-16	7429472	
272	Depreciation		268098319	
280	Prior Period Item		130260054.1	
		Total	1321261172	
		3109002-Gross Deficit of Expenditure over Income	551767582.9	


DEPUTY DIRECTOR
LOCAL FUND AUDIT
CORPORATION CONCURRENT AUDIT

Generated By : 1700011



Assistant Commissioner


தூத்துக்குடி மாநகராட்சி
THOOTHUKUDI CORPORATION

Balance Sheet

put Parameter : Financial Year : 2019-2020; Fund Name : Revenue Fund; From Date : 01/Apr/2019; To Date : 31/Mar/2020;

Code No	Description of items	Schedule No.	Current Year Amount (₹)	Previous Year Amount (₹)
Liabilities				
0	Municipal (General) Fund	B-1	-1916283104	-1298482978
1	Earmarked Funds	B-2	802796043	678278123
2	Reserves	B-3	270785135	270785135
0	Grants , Contribution for specific purposes	B-4	3266601199	2645009119
0	Secured Loans	B-5	24800000	0
1	Unsecured Loans	B-6	0	0
0	Deposits Received	B-7	310268093.5	261096027
0	Other Liabilities	B-9	401863909.2	224179624
0	Provisions	B-10	72412125	64982653
	Total		3233243401	2845847703
Assets				
0	Fixed Assets	B-11	3622987580	3443099880
1	Accumulated Depreciation		-2708337198	-2440238879
2	Capital Work - in - progress		1492687165	847140065
0	Investments - General Fund	B-12	4510	17704510
1	Sundry Debtors (Receivables)	B-15	235087563.9	399397079.5
0	Pre-paid Expenses	B-16	7760704	7760704
0	Cash and Bank balance	B-17	181750861.3	267269743.8
0	Loans, Advances and Deposits	B-18	193902099	65594764
1	Accumulated Provisions against Loans, Advances and Deposits		0	0
0	Other Assets	B-19	207400115.7	238119835.7
	Total		3233243401	2845847703

By: 
DEPUTY DIRECTOR
LOCAL FUND AUDIT
CORPORATION CONCURRENT AUDIT
THOOTHUKUDI

Page: 
Assistant Commissioner (P)
THOOTHUKUDI CORPORATION