

**Thoothukudi Corporation**  
**Trial Balance - Water Supply and Drainage Fund 2019-20**

S.No	Account Code	Account Head Name	Opening Balance		Actuals		Net Balance	
			Debit(₹)	Credit(₹)	Debit (₹)	Credit (₹)	Debit(₹)	Credit(₹)
1	1100201	Water Supply and Drainage Tax - Residential	0	0	28730297.6	62914511.6	0.0	34184214
2	1100202	Water Supply and Drainage Tax - Commercial	0	0	44909082.8	72364445.8	0.0	27455363
3	1100203	Water Supply and Drainage Tax - Industrial	0	0	8471209.77	11864654.8	0.0	3393445
4	1100204	Water Supply and Drainage Tax - Vacant Sites	0	0	513	4035555	0.0	4035042
5	1302001	RENT ON BUILDINGS - STAFF QUARTERS	0	0	0	0	0.0	0.0
6	1402001	Penalty & Bank Charges For Dishonoured Cheques	0	0	0	28000	0.0	28000
7	1405004	METERED/ TAP RATE WATER CHARGES	0	0	6614297	176775402	0.0	170161105
8	1405005	Water Charges - Water Supply Through Lorry	0	0	0	246800	0.0	246800
9	1407001	Road Cutting Restoration Charge	0	0	0	7057607	0.0	7057607
10	1407002	Initial Amount for New Water Supply Connections	0	0	3375360	35202501	0.0	31827141
11	1407003	INITIAL AMOUNT FOR DRAINAGE CONNECTIONS	0	0	35000	19896500	0.0	19861500
12	1407006	WATER SUPPLY DISCONNECTON CHARGES	0	0	0	3388	0.0	3388
13	1407014	Water Supply Inspection Charges	0	0	32733	1031742	0.0	999009
14	1408003	Misc. Recoveries	0	0	0	0	0.0	0.0
15	1701001	INTEREST ON INVESTMENTS / FIXED DEPOSITS	0	0	0	71448818	0.0	71448818
16	1711001	INTEREST FROM BANK	0	0	0	8746010	0.0	8746010
17	1712001	INTEREST ON STAFF ADVANCES	0	0	0	978	0.0	978
18	1808001	OTHER INCOME	0	0	5	30137	0.0	30132
19	2101001	PAY	0	0	21725190	0	21725190	0.0
20	2101002	GRADE PAY	0	0	0	0	0.0	0.0
21	2101004	DEARNESS ALLOWANCE	0	0	3486770	0	3486770	0.0
22	2101005	HOUSE RENT ALLOWANCE	0	0	1114386	0	1114386	0.0
23	2101006	CITY COMP. ALLOWANCE	0	0	179787	0	179787	0.0
24	2101007	MEDICAL ALLOWANCE	0	0	90105	0	90105	0.0
25	2101008	OTHER ALLOWANCE	0	0	7618391	0	7618391	0.0
26	2101010	WAGES - OTHERS	0	0	123000	0	123000	0.0
27	2101011	BONUS	0	0	0	0	0	0.0

28	2102015	CPF MANAGEMENT CONTRIBUTION	0	0	0	1190051	0	1190051	0	0.0
29	2102019	CONVEYANCE ALLOWANCE	0	0	0	43300	0	43300	0	0.0
30	2102020	WASHING ALLOWANCE	0	0	0	12600	0	12600	0	0.0
31	2201004	MOTOR VEHICLE TAX	0	0	0	81973	0	81973	0	0.0
32	2201201	TELEPHONE CHARGES	0	0	0	18400	0	18400	0	0.0
33	2204001	VEHICLE INSURANCE	0	0	0	90376	0	90376	0	0.0
34	2208003	OTHER EXPENSE	0	0	0	933068	0	933068	0	0.0
35	2301001	POWER CHARGES FOR SEWERAGE SYSTEM/ PUMPING STATIONS	0	0	0	360014	0	360014	0	0.0
36	2301002	POWER CHARGES FOR WATER HEAD WORKS / PUMPING STATIONS / BOOSTER STATIONS	0	0	0	61661368	0	61661368	0	0.0
37	2303002	DIESEL	0	0	0	1481328	0	1481328	0	0.0
38	2305009	MAINTENANCE EXPENSES - WATER SUPPLY	0	0	0	24865677	6904063	17961614	0	0.0
39	2305010	MAINTENANCE EXPENSES - SEWERAGE WORKS	0	0	0	802575	0	802575	0	0.0
40	2305011	MAINTENANCE CHARGES TO TWAD BOARD/ METRO WATER BOARD	0	0	0	15486508	0	15486508	0	0.0
41	2305302	HEAVY VEHICLES - MAINTENANCE	0	0	0	382644	0	382644	0	0.0
42	2305902	REPAIRS AND MAINTENANCE - INSTRUMENTS, PLANT & MACHINERY	0	0	0	24800	0	24800	0	0.0
43	2403003	INTEREST ON LOANS FROM TNUFSL	0	0	0	73313574	0	73313574	0	0.0
44	2407001	BANK CHARGES	0	0	0	513	0	513	0	0.0
45	2602006	MUNICIPAL CONTRIBUTION	0	0	0	3228780	0	3228780	0	0.0
46	2701001	PROVISION FOR DOUBTFUL COLLECTION OF REVENUE ITEMS - TAXES	0	0	0	69026927	0	69026927	0	0.0
47	2722001	DEPRECIATION - BUILDINGS	0	0	0	1680355	0	1680355	0	0.0
48	2723001	DEPRECIATION - ROADS & BRIDGES	0	0	0	415924	0	415924	0	0.0
49	2723101	DEPRECIATION - SEWERAGE AND DRAINAGE	0	0	0	1173738	0	1173738	0	0.0
50	2723201	DEPRECIATION - WATERWAYS	0	0	0	115986459	0	115986459	0	0.0
51	2724001	DEPRECIATION - PLANT & MACHINERY	0	0	0	806964	0	806964	0	0.0
52	2725001	DEPRECIATION - VEHICLES	0	0	0	914524	0	914524	0	0.0
53	2727001	DEPRECIATION - FURNITURE, FIXTURES, FITTINGS AND ELECTRICAL APPLIANCES	0	0	0	836469	0	836469	0	0.0
54	2728001	DEPRECIATION - OTHER FIXED ASSETS	0	0	0	1151242	0	1151242	0	0.0

55	2801001	Taxes	0	0	5095302	5095302	0.0	0.0	0.0
56	2804001	PRIOR YEAR INCOME	0	0	0	94978911.2	0.0	94978911.24	0.0
57	2808001	PRIOR YEAR EXPENSES	0	0	114203502	0	114203501.5	0.0	0.0
58	3109001	ACCUMULATED SURPLUS / DEFICIT	0	510270600.7	0	0	0.0	510270600.7	0.0
59	3111001	CONTRIBUTION FROM MUNICIPAL FUND	0	200911660	0	0	0.0	200911660	0.0
60	3121101	CAPITAL RESERVE	0	914888	0	0	0.0	914888	0.0
61	3203001	CONTRIBUTIONS FROM THE GOVERNMENT	0	1530261517	0	3228780	0.0	1533490297	0.0
62	3203002	GRANTS FROM THE GOVERNMENT	0	301965416	0	0	0.0	301965416	0.0
63	3303004	LOAN FROM TNUJFSL	0	874433333	32843598	32843598	0.0	867766667	0.0
64	3303005	Loan from TNUDF	0	77582400	387910	482167	0.0	77676657	0.0
65	3401001	Tender Deposit - Contractors.	0	74209	0	30320	0.0	104529	0.0
66	3401003	SECURITY DEPOSIT - CONTRACTORS	0	13485210	187461	2719159	0.0	16016908	0.0
67	3401004	RETENTION AMOUNT	0	0	60681824	60681824	0.0	0.0	0.0
68	3501003	ACCOUNTS PAYABLE - CONTRACTORS	0	0	8176	8176	0.0	0.0	0.0
69	3501004	ACCOUNTS PAYABLE - SUPPLIERS	0	0	132543923	132543923	0.0	0.0	0.0
70	3501005	ACCOUNTS PAYABLE EXPENSES	0	43684	0	0	0.0	43684	0.0
71	3501006	DEPUTATIONIST RECOVERIES	0	0	4206976	9217508	0.0	5010532	0.0
72	3501009	WATE SUPPLY MAINTENANCE - PAYABLE TO TWAD BOARD / METRO WATER BOARD	0	466228	17039743	17350533	0.0	777018	0.0
73	3501101	SALARIES & WAGES PAYABLE	0	2036993	2192997	2390278	0.0	2234274	0.0
74	3502001	PROVIDENT FUND RECOVERIES	0	68176	4012314	4524564	0.0	580426	0.0
75	3502002	CO-OPERATIVE SOCIETY LOAN RECOVERIES	0	9190	0	0	0.0	9190	0.0
76	3502003	RD RECOVERIES	0	15804	83386	94269	0.0	26687	0.0
77	3502004	L.I.C. POLICES PREMIUM RECOVERIES	0	39610	4100	4100	0.0	39610	0.0
78	3502005	SPECIAL PROVIDENT FUND-CUM- GRATUITY SCHEME - RECOVERIES	0	221190	29640	36000	0.0	227550	0.0
79	3502006	F.B.F. / GROUP INSURANCE SCHEME RECOVERIES	0	88285	251738	254462	0.0	91009	0.0
80	3502009	It Deduction	0	2000	84000	98000	0.0	16000	0.0
81	3502011	COURT RECOVERIES	0	60	0	0	0.0	60	0.0
82	3502012	H.B.A.SPECIAL F.B.F. SUBSCRIPTION	0	0	1200186	1200186	0.0	0.0	0.0
83	3502013	INCOME TAX DEDUCTIONS - CONTRACTORS	0	0	0	6589948	0.0	6589948	0.0
84	3502014	OTHER RECOVERIES	0	202743	5540	857013	0.0	1054216	0.0
85	3502015	VAT - PAYABLE	0	0	0	0	0.0	0.0	0.0


Sl No	Year	Particulars	2017	2018	2019	2020	2021	2022	2023	2024
86	3502018	HANDLOOM ADVANCE RECOVERED - PAYABLE TO CO- OPTEX	0	2170	0	0	1112443	1255854	0.0	165083
87	3502021	CPF SUBSCRIPTION RECOVERIES	0	21672	0	86940	105660	0.0	0.0	54936
88	3502023	Health Fund Subscription	0	36216	0	416984	564646	0.0	0.0	159561
89	3502025	Manual Workers Genenal Welfare Fund	0	11899	0	752088	755416	0.0	0.0	390615
90	3502032	CGST - PAYABLE	0	366224	0	752088	755416	0.0	0.0	369552
91	3502033	SGST - PAYABLE	0	0	0	0	0	0.0	0.0	0.0
92	3502036	Audit Objection - Recoveries payable	0	0	0	0	0	0.0	0.0	0.0
93	3503001	Recoveries - Payable to Other Municipalities	0	0	0	3015	3015	0.0	0.0	0.0
94	3504102	ADVANCE COLLECTION - OTHER REVENUES	0	140937952	0	79556516	69026927	0.0	0.0	130408363
95	3603001	PROVISION FOR DOUBTFUL COLLECTION OF REVENUE ITEMS	0	0	0	0	0	0.0	0.0	0.0
96	4101001	LAND -GROSS BLOCK	58727214	0	0	0	0	58727214	0.0	0.0
97	4102001	BUILDINGS - GROSS BLOCK	36859191	0	0	0	0	36859191	0.0	0.0
98	4103001	SUBWAYS AND CAUSEWAYS - GROSS BLOCK	335947	0	0	0	0	335947	0.0	0.0
99	4103004	ROADS & PAVEMENTS - BLACK TOPPED - GROSS BLOCK	4744389	0	0	0	0	4744389	0.0	0.0
100	4103101	STROM WATER DRAINS, OPEN DRAINS AND CULVERTS - GROSS BLOCK	8307599	0	0	0	0	8307599	0.0	0.0
101	4103102	DRAINAGE AND SEWERAGE PIPES , CONDUITS, CHANNELS ETC. - GROSS BLOCK	12355134	0	0	0	0	12355134	0.0	0.0
102	4103201	WATER SUPPLY - HEAD WORKS, OHT ETC. AND WATER SUPPLY MAINS - GROSS BLOCK	1608933658	0	3228780	0	0	1612162438	0.0	0.0
103	4103202	GROUND WATER WELLS/ DEEP BORE WELLS - GROSS BLOCK	9596392	0	0	0	0	9596392	0.0	0.0
104	4103203	RESERVOIRS - GROSS BLOCK	225281	0	0	0	0	225281	0.0	0.0
105	4104001	PLANT AND MACHINERIES - GROSS BLOCK	13030665	0	0	0	0	13030665	0.0	0.0
106	4104003	HAND PUMPS - INDIAN MARK II - GROSS BLOCK	673338	0	0	0	0	673338	0.0	0.0
107	4105001	HEAVY VEHICLES - GROSS BLOCK	8574236	0	0	0	0	8574236	0.0	0.0
108	4105002	LIGHT VEHICLES - GROSS BLOCK	2478212	0	0	0	0	2478212	0.0	0.0
109	4107001	FURNITURE FIXTURES AND FITTINGS - GROSS BLOCK	664131	0	0	0	0	664131	0.0	0.0
110	4107002	ELECTRICAL INSTALLATIONS - LAMPS / TUBE LIGHT FITTINGS - GROSS BLOCK	4949040	0	0	0	0	4949040	0.0	0.0

111	4107003	ELECTRICAL INSTALLATIONS - OTHERS - GROSS BLOCK	6944420	0	0	0	0	0	6944420	0.0
112	4108001	PUBLIC FOUNTAINS - GROSS BLOCK	185030	0	0	0	0	185030	0.0	
113	4112001	BUILDINGS - ACCUMULATED DEPRECIATION	0	7887552	0	1680355	0	0	9567907	
114	4113001	SUBWAYS AND CAUSEWAYS - ACCUMULATED DEPRECIATION	0	211550	0	22516	0	0	234066	
115	4113004	ROADS & PAVEMENTS - BLACK TOPPED - ACCUMULATED DEPRECIATION	0	4086281	0	415924	0	0	4502205	
116	4113101	STORM WATER DRAINS, OPEN DRAINS AND CULVERTS - ACCUMULATED DEPRECIATION	0	5978507	0	421566	0	0	6400073	
117	4113102	DRAINAGE SEWERAGE PIPES, CONDUITS ETC. - ACCUMULATED DEPRECIATION	0	2245088	0	1173738	0	0	3418826	
118	4113201	HEAD WORKS, OHT ETC. WATER SUPPLY MAINS - ACCUMULATED DEPRECIATION	0	161297527	0	115986459	0	0	277283986	
119	4113203	RESERVOIRS - ACCUMULATED DEPRECIATION	0	120207	0	16220	0	0	136427	
120	4114001	PLANT & MACHINERY - ACCUMULATED DEPRECIATION	0	9914972	0	806964	0	0	10721936	
121	4114003	HAND PUMPS - INDIA MARK (II) - ACCUMULATED DEPRECIATION	0	3955434	0	690940	0	0	4646374	
122	4114004	SULLAGE WATER REMOVAL TANKERS - ACCUMULATED DEPRECIATION	0	673337	0	0	0	0	673337	
123	4115001	HEAVY VEHICLES - ACCUMULATED DEPRECIATION	0	5578807	0	775816	0	0	6354623	
124	4115002	LIGHT VEHICLES - ACCUMULATED DEPRECIATION	0	1942659	0	138708	0	0	2081367	
125	4117001	FURNITURE, FIXTURES & FITTINGS - ACCUMULATED DEPRECIATIONS	0	524332	0	36208	0	0	560540	
126	4117002	ELECTRICAL INSTALLATIONS - LAMPS & TUBE LIGHTS FITTINGS - ACCUMULATED DEPRECIATION	0	2886219	0	534271	0	0	3420490	
127	4117003	ELECTRICAL INSTALLATIONS - OTHERS - ACCUMULATED DEPRECIATION	0	5917431	0	265990	0	0	6183421	
128	4118001	PUBLIC FOUNTAINS - ACCUMULATED DEPRECIATION	0	185029	0	0	0	0	185029	
129	4121001	PROJECTS - IN - PROGRESS ACCOUNT	0	0	28852169	28852169	0	0	0.0	
130	4122001	PROJECTS - IN - PROGRESS ACCOUNT	705048381	0	44228223	0	0	749276604	0.0	
131	4123001	PROJECTS - IN - PROGRESS ACCOUNT	0	0	1228807	1228807	0	0	0.0	
132	4208001	FIXED DEPOSIT	542749161	0	227974007	112787834	0	657935334	0.0	

133	4311903	PROFESSION TAX - RECOVERABLE - CURRENT	0	0	115000	115000	0.0	0.0
134	4311907	Water Supply and Drainage Tax - Recoverable - Residential - Current	0	0	63629189.2	53145829.6	10483359.6	0.0
135	4311908	Water Supply and Drainage Tax - Recoverable - Commercial - Current	0	0	72364445.8	66289220.8	6075225	0.0
136	4311909	Water Supply and Drainage Tax - Recoverable - Industrial - Current	0	0	11864654.8	11335386.8	529268	0.0
137	4311910	Water Supply and Drainage Tax - Recoverable - Vacant Sites - Current	0	0	4035555	1082786	2952769	0.0
138	4311912	Water Supply and Drainage Tax - Recoverable - Residential - Arrears	74924425.3	0	7659788.4	55080697.9	27503515.84	0.0
139	4311913	Water Supply and Drainage Tax - Recoverable - Commercial - Arrears	86082651.14	0	26451	72483079.1	13626023.03	0.0
140	4311914	Water Supply and Drainage Tax - Recoverable - Industrial - Arrears	17302902.19	0	16010	15954316.9	1364595.25	0.0
141	4311915	Water Supply and Drainage Tax - Recoverable - Vacant Sites - Arrears	8371737	0	14822653.2	14955793	8238597.24	0.0
142	4313003	WATER CHARGES RECOVERABLE - CURRENT	0	0	179533913	111494377	68039536	0.0
143	4313004	WATER CHARGES RECOVERABLE - ARREARS	137817249	0	10330491	79556516	68591224	0.0
144	4501001	Cash Account	1192303	0	282994653	284014451	172505	0.0
145	4502001	Cheque Account	0	0	19599979	19599979	0.0	0.0
146	4502113	WS-IOB-010001000015320	5186129.1	0	31654217	13252582	23587764.1	0.0
147	4502114	WS-IOB-010001000018594	92883522	0	5955243	95000000	3838765	0.0
148	4502115	WS-UGD-IOB-010001000024203	249644	0	1370764	0	1620408	0.0
149	4502116	WS-NORTH-PAYMENT-IOB132601000019914	458684	0	16265	59	474890	0.0
150	4502118	WS-SOUTH-PAYMENT-IOB-014301000014143	178029	0	6313	59	184283	0.0
151	4502119	WS-WEST PAYMENT-IOB-132601000019949	115623	0	4101	59	119665	0.0
152	4502124	WATERSUPPLY-SDRF-CANARA BANK-2780101020116	13952	0	484	0	14436	0.0
153	4502210	WS-COLLECTION-YES-0942946000000059	28338438	0	278752247	237314561	69776124	0.0
154	4502213	UGD-COLLECTION-YES-0942946000000089	6992313	0	23645264	24576333	6061244	0.0
155	4502217	WS DEPOSIT -COLLECTION-YES-094294600000122	14904730	0	57141779	29086683	42959826	0.0
156	4502501	ONLINECOLLECTION-HDFC-CURRENT	0	0	8050043	8050043	0.0	0.0
157	4502601	YES Bank-POS Collection Account-Saving acct	0	0	2576593	2576593	0.0	0.0

158	4504106	WS-JICA-IOB-010001000027300	24963517.5	0	113043085	133299291	4707311.5	0.0
159	4504113	WS-UGD SCHEME - CANARA BANK -1123101038547	177126	0	6146	0	183272	0.0
160	4601001	FESTIVAL ADVANCE	147100	0	450000	365000	232100	0.0
161	4601002	EDUCATION ADVANCE	0	0	0	0	0.0	0.0
162	4601003	TOUR ADVANCE	700	0	0	0	700	0.0
163	4601006	BICYCLE ADVANCE	1164	0	0	0	1164	0.0
164	4601007	MOTORCYCLE ADVANCE	0	0	156730	156730	0.0	0.0
165	4601009	MARRIAGE ADVANCE	80	0	0	0	80	0.0
166	4601012	Staff Advance	10000	0	0	0	10000	0.0
167	4604001	ADVANCE TO SUPPLIERS	482186	0	0	0	482186	0.0
168	4604003	ADVANCE TO PWD / HIGHWAYS/ T.N. CONSTRUCTION CORPN. LTD., ETC.,	33200000	0	0	0	33200000	0.0
169	4605010	Advance Recoverable Expenses	0	0	17612283	3675283	13937000	0.0
170	4606001	DEPOSITS - RECOVERABLE:	1232927	0	0	0	1232927	0.0
171	4701001	ADVANCE TO TWAD BOARD/ METRO WATER BOARD	642965507	0	20000000	0	662965507	0.0
172	4702001	PAYABLE TO WATER SUPPLY AND DRAINAGE FUND	0	0	0	71382932	0.0	71382932
173	4702003	PAYABLE TO GENERAL FUND	0	372685463	92057725	0	0.0	280627738
174	4702005	RECEIVABLE FROM ELEMENTARY EDUCATION FUND	0	0	403300	0	403300	0.0
175	4702006	RECEIVABLE FROM GENERAL FUND	37372953.5	0	23904242.4	20271733	41005462.9	0.0
		<b>Total</b>	<b>4240947012</b>	<b>4240947012</b>	<b>2656310859</b>	<b>2656310859</b>	<b>4820206847</b>	<b>4820206847</b>


  
 Assistant Commissioner (P)  
 Thoothukudi Corporation


  
 Deputy Director  
 Local Fund Audit  
 Corporation Concurrent Audit  
 Thoothukudi

THOOTHUKUDI CORPORATION

Income And Expenditure Statement - Water Supply and Drainage Fund 2019-20

Code No	Description of items	Schedule No.	Current Year Amount (₹)	Previous Year Amount (₹)
<b>Income</b>				
110	Tax Revenue	I-1	69068064	0
130	Rental Income from Municipal Properties	I-3	0	0
140	Fees & User Charges	I-4	230184550	0
170	Income from Investments	I-7	71448818	0
171	Interest Earned	I-8	8746988	0
180	Other Income	I-9	30132	0
		<b>Total</b>	<b>379478552</b>	<b>0</b>
<b>Expenditure</b>				
210	Establishment Expenses	I-10	35583580	0
220	Administrative Expenses	I-11	1123817	0
230	Operations & Maintenance	I-12	98160851	0
240	Interest & Finance Charges	I-13	73314087	0
260	Grants, Contribution and Subsidies	I-15	3228780	0
270	Provisions and Write off	I-16	69026927	0
272	Depreciation		122965675	0
280	Prior Period Item	I-18	19224590.27	0
		<b>Total</b>	<b>422628307.3</b>	<b>0</b>
	<b>3109002-Gross Deficit of Expenditure over Income</b>		<b>43149755.27</b>	<b>0</b>


  
 DEPUTY DIRECTOR  
 LOCAL FUND AUDIT  
 CORPORATION CONCURRENT AUDIT  
 THOOTHUKUDI


  
 Assistant Commissioner (P)  
 Thoothukudi Corporation



**THOOTHUKUDI CORPORATION**  
**Water Supply and Drainage Fund**  
**Balance Sheet - 2019-20**

Code No	Description of items	Schedule No.	Current Year Amount(₹)	Previous Year Amount(₹)
<b>Liabilities</b>				
310	Municipal (General) Fund	B-1	467120845.5	510514915.7
311	Earmarked Funds	B-2	200911660	200911660
312	Reserves	B-3	914888	914888
320	Grants, Contribution for specific purposes	B-4	1835455713	1832226933
330	Secured Loans	B-5	867766667	874433333
340	Deposits Received	B-7	93798094	91141819
350	Other Liabilities	B-9	17842121	40-19 3775116
360	Provisions	B-10	130408363	140937952
	<b>Total</b>		<b>3614218351</b>	<b>3654856617</b>
<b>Assets</b>				
410	Fixed Assets	B-11	1780812657	1777583877
411	Accumulated Depreciation		-336370607	-213404932
412	Capital Work - in - progress		749276604	705048381
420	Investments - General Fund	B-12	657935334	542749161
431	Sundry Debtors (Receivables)	B-15	207404113	324498964.6
450	Cash and Bank balance	B-17	153700493.6	175654010.6
460	Loans, Advances and Deposits	B-18	49096157	35074157
470	Other Assets	B-19	352363599.9	307652997.5
	<b>Total</b>		<b>3614218351</b>	<b>3654856617</b>

  
 DEPUTY DIRECTOR  
 LOCAL FUND AUDIT  
 CORPORATION CONCURRENT AUDIT

  
 Assistant Commissioner (P)  
 Thoothukudi Corporation