

**TIRUVALLUR MUNICIPALITY
REVENUE AND CAPITAL FUND ACCOUNT
TRIAL BALANCE AS ON 31ST MARCH 2017
REVENUE FUND**

ACCOUNT NO.	ACCOUNT HEAD	OPENING BALANCE	DEBIT	CREDIT	CLOSING BALANCE
1001	PROPERTY TAX FOR GENERAL PURPOSE			15814606.00	15814606.00
1006	PROFESSION TAX			8062111.00	8062111.00
1017	TRADE LICENCE FEES			201836.00	201836.00
1019	BUILDING LICENCE FEES			1713457.00	1713457.00
1022	MARKET FEES			260472.00	260472.00
1026	CYCLE STAND FEES			365990.00	365990.00
1027	FEES FOR SLAUGHTER HOUSE			169380.00	169380.00
1028	FEES ON BAYS IN BUS STAND			227385.00	227385.00
1031	DEVELOPMENT CHARGES			151250.00	151250.00
1036	RENT ON SHOPPING COMPLEX			2541936.00	2541936.00
1038	RENT ON BUILDINGS			45750.00	45750.00
1039	PAY AND USE TOILET			29500.00	29500.00
1044	OTHER FEES			285457.00	285457.00
1045	OTHER INCOME			1918748.00	1918748.00
1046	DUTY ON TRANSFER OF PROPERTY			8172079.00	8172079.00
1053	DEVOLUTION FUND			47904530.00	47904530.00
1054	COPY APPROPRIATION FEES			386452.00	386452.00
1063	SALE OF AMMA UNAVAGAM FOODS			1982325.00	1982325.00
1066	MISC			403156.00	403156.00
1067	INTEREST ON INVESTMENT			5101442.00	5101442.00
1068	INTEREST ON BANK			2254547.00	2254547.00
1075	DIVIDEND ON SHARES			600.00	600.00
1069	PROJECT OVERHEAD - APPROPRIATION EXPENSES			6126589.00	6126589.00

ACCOUNT NO.	ACCOUNT HEAD	OPENING BALANCE	DEBIT	CREDIT	CLOSING BALANCE
1079	INOMCE FROM ROAD MARGIN			81118.00	81118.00
1088	PRIOR YEAR INCOME			1533152.00	1533152.00
2001-10	PAY AND ALLOWANCES		40550429.00		40550429.00
2011	EX-GRATIA		334000.00		334000.00
2012	TRAVEL EXPENSES		1490.00		1490.00
2014	SUPPLY OF UNIFORMS		136851.00		136851.00
2015	TELEPHONE CHARGES		121441.00		121441.00
2016	LIGHT VECHILE MAINTANACE		789082.00		789082.00
2017	LEGAL EXPENSES		55000.00		55000.00
2018	STATIONERY & PRINTING		641589.00		641589.00
2019	ADVERTISEMENT CHARGES		646443.00		646443.00
2020	OTHER EXPENSES		693339.00		693339.00
2022	PROVISION FOR DOUBTFUL COLLECTION OF REVENUE ITEMS		796156.00		796156.00
2026	GOMPUTER OPERTIONAL EXPENSES		298126.00		298126.00
2027	BANK CHARGES		5417.00		5417.00
2029	INTEREST ON LOANS, WAYS AND MEANS		3925738.00		3925738.00
2030	LAPSED DEPOSIT REFUND		3900.00		3900.00
2034	SPF-CUM GRANITY SCHEME CONTRIBUTION		40000.00		40000.00
2035	GROUP INSURANCE SCHEME		138375.00		138375.00
2036	AUDIT FEES		58715.00		58715.00
2038	DEPRECIATION		82223152.00		82223152.00
2039	PENSION CONTRIBUTION		12975526.00		12975526.00
2046	BOOSK, PERIODICALS & MAGAZINES		477205.00		477205.00
2047	POSTAGE, TELEGRAMS		24000.00		24000.00
2054	CONTRIBUTION		767451.00		767451.00

ACCOUNT NO.	ACCOUNT HEAD	OPENING BALANCE	DEBIT	CREDIT	CLOSING BALANCE
2061	SITTING FEES FOR COUNCILLORS		78600.00		78600.00
2065	ELECTION EXPENSES		729791.00		729791.00
2070	HEAVY VEHICLES MAINTENANCE		2003189.00		2003189.00
2084	MAINTENANCE EXPENSES FOR GARDENS		63852.00		63852.00
2088	POWER CHARGES FOR STREET LIGHTS		19261888.00		19261888.00
2089	MAINTENANCE EXPENSES FOR STREET LGIHTS		2270366.00		2270366.00
2090	WAGES		656487.00		656487.00
2096	PRIVATATION O SANITARY WORK		15379069.00		15379069.00
2100	SANITARY EXPENSES		2189689.00		2189689.00
2101	EXPENSES ON SANITARY MATERIALS		4589568.00		4589568.00
3002	PROPERTY TAX RECOVERABLE		15814606.00	10682073.00	5132533.00
3003	PROPERTY TAX RECOVERABLE-ARREARS	14594172.00	1517524.00	5453009.00	10658687.00
3005	PROFESSION TAX RECOVERABLE-CURRENT		8062111.00	7070445.00	991666.00
3006	PROFESSION TAX RECOVERABLE-ARREARS	7171161.00	0.00	785345.00	6385816.00
3010	LICENCE FEES RECOVERABLE	82211.00	0.00	0.00	82211.00
3011	LEASE AMOUNTS RECOVERABLE-CURRENT		3721531.00	2270385.00	1451146.00
3012	LEASE AMOUNTS RECOVERABLE-ARREARS	5861070.00	0.00	1677166.00	4183904.00
3023	SPECIFIC GRANT RECEIVABLE	143472.00	0.00	0.00	143472.00
3028	FESTIVAL ADVANCE	392700.00	465000.00	500700.00	357000.00
3029	HAND LOOM ADVANCE	30.00	0.00	0.00	30.00
3030	KHADI ADVANCES	2265.00	0.00	0.00	2265.00
3033	IMMEDIAT RELIF ADVANCES	35000.00	0.00	5000.00	30000.00
3037	TOUR ADVANCES	20686.00	0.00	0.00	20686.00
3038	ADVANCES OF PAY & TA ON TRANSFER	18052.00	0.00	0.00	18052.00
3039	WARM CLOTHING ADVANCES	35088.00	0.00	0.00	35088.00

ACCOUNT NO.	ACCOUNT HEAD	OPENING BALANCE	DEBIT	CREDIT	CLOSING BALANCE
3043	MOTOR CYCLE ADVANCES	696648.00	50000.00	179095.00	567553.00
3051	ADVANCE TO THE SUPPLIERS	4564268.82	0.00	0.00	4564268.82
3052	ADVANCES TO CONTRACTORS	501020.00	0.00	0.00	501020.00
3054	ADVANCE RECOVERABLE-EXPENSES	878166.00	0.00	0.00	878166.00
3055	OTHER ADVANCES	3082181.00	280000.00	374695.00	2987486.00
3056	DEPOSITS-RECOVERABLE	67868.00	0.00	0.00	67868.00
3058	GENERAL IMPREST ACCOUNT	500.00	0.00	0.00	500.00
3060	COLLECTION ACCOUNT.....BANK	6401922.43	36253403.00	36143181.00	6512144.43
3061	COLLECTION ACCOUNT.....BANK	2116173.00	3647562.00	2270174.00	3493561.00
3062	COLLECTION ACCOUNT.....BANK	393900.00	5496583.00	5688615.00	201868.00
3064	DEVOLUTION FUND ACCOUNT.....BANK	20505199.10	83530957.00	92695039.00	11341117.10
3065	PERSONAL DEPOSIT A/C-TREASURY	2504227.00	1540363.00	0.00	4044590.00
3066	PAYMENT ACCOUNT.....BANK	6415370.98	79657351.00	80350245.00	5722476.98
3067	TRY ACCOUNT II	14884.00	0.00	0.00	14884.00
3070	FIXED DEPOSIT	45178524.00	5101442.00	6621735.00	43658231.00
3072	MISCELLANEOUS RECOVERIES-RECEIVABLE	-56284.00	0.00	0.00	-56284.00
3086	LIBRARY CESS ACCOUNT	1186448.00	1612947.00	1870120.00	929275.00
3090	SJSRY BANK	1247751.00	36767887.50	33513553.50	4502085.00
3100	INTERFUND TRANSFERS	72727407.00	39058626.00	0.00	111786033.00
3101	LAND -GROSS BLOCK	3062059.00	0.00	0.00	3062059.00
3102	BUILDINGS -GROSS BLOCK	72677665.00	29627783.00	0.00	102305448.00
3105	STORM WATER DRAINS, OPENDRAINS AND CULVERTS-GROSS BLOCK	45682837.00	3565314.00	0.00	49248151.00
3106	HEAVY VEHICLES -GROSS BLOCK	9180161.00	0.00	0.00	9180161.00
3107	LIGHT VEHICLES-GROSS BLOCK	1816795.00	0.00	0.00	1816795.00
3108	OTHER VECHILES	700452.00	327339.00	0.00	1027791.00

ACCOUNT NO.	ACCOUNT HEAD	OPENING BALANCE	DEBIT	CREDIT	CLOSING BALANCE
3109	FURNITURE, FIXTURES AND OFFICE EQUIPMENTS-GROSS BLOCK	5400287.00	0.00	0.00	5400287.00
3110	ELECTRICAL INSTALLATIONS LAMPS-LIGHT FITTINGS-GROSS BLOCK	19796762.00	0.00	0.00	19796762.00
3112	PLANT AND MACHINERY	15909821.00	5296427.00	0.00	21206248.00
3113	ROADS AND PAYMENTS-CONCRET-GROSS BLOCK	229683330.00	13127170.00	0.00	242810500.00
3114	ROADS AND PAYMENTS-BLACK TOPPED-GROSS BLOCK	276741490.00	9119731.00	0.00	285861221.00
3115	ROADS AND PAYMENTS-OTHERS-GROSS BLOCK	17395777.00	0.00	0.00	17395777.00
3121	PROJECTS -IN- PROGRESS ACCOUNT	3372866.00	2986352.00	5845718.00	513500.00
3123	CAPITAL FUNDBANK	104697.00	4264.00	0.00	108961.00
3124	SOILD WASTE MANGAMENT ACCOUNT	501206.00	15053924.00	13871471.00	1683659.00
3125	ADVANCE TO PWD/HIGHWAYS/TAMILNADU CONSTRUCTIONS CORPORATION LTD.ETC	275938.00	0.00	0.00	275938.00
3126	MP FUND	2863462.00	6008062.00	8041329.00	830195.00
3127	XIITH FINANCE COMMISSION	4064624.44	21707106.00	24731916.00	1039814.44
3128	SPL ROAD SCHEME - BANK	3911852.00	1099840.00	4869794.00	141898.00
31281	IUDM BANK ACCOUNT	13228753.00	16228257.00	22266925.00	7190085.00
3129	TURIP A/C	8745049.00	24400612.00	31985578.00	1160083.00
31291	CAPITAL FUND ACCOUNT -2	0.00	1186581.00	741738.00	444843.00
31292	SERVICE TAX ACCOUNT BANK	0.00	741738.00	741738.00	0.00
3131	ADVANCES TO TWAD BOADE	20000000.00	0.00	0.00	20000000.00
3132	WATER SUPPLY OHT	1201591.00	0.00	0.00	1201591.00
3133	WATER SUPPLY PIPELINES	1494577.00	0.00	0.00	1494577.00
3134	DEEP BOREWELLS	266652.00	0.00	0.00	266652.00
3135	HAND PUMPS	897560.00	0.00	0.00	897560.00
4001	ACCUMULATED SURPLUS/DEFICIT	-139206639.43	0.00	0.00	-139206639.43
4005	LOAN FROM HUDCO	980160.00	980160.00	0.00	0.00
4007	LOAN FROM TNUDF	0.00	0.00	0.00	0.00

ACCOUNT NO.	ACCOUNT HEAD	OPENING BALANCE	DEBIT	CREDIT	CLOSING BALANCE
4010	DIVERSION FROM OTHER MUNICIPAL FUND	12026746.00	0.00	2033215.00	14059961.00
4011	MUNICIPAL CONTRIBUTION	500000.00	0.00	0.00	500000.00
4013	CONTRIBUTION FROM GOVERNMENT	563570494.00	0.00	68966457.00	632536951.00
4014	GRANTS FROM THE GOVERNMENT	36248477.00	68966457.00	71749298.00	39031318.00
4015	ADVANCE COLLECTION OF PROPERTY TAX	10129173.20	0.00	0.00	10129173.20
4016	TENDER DEPOSIT-CONTRACTORS	31309066.00	2522551.00	7407266.00	36193781.00
4017	TENDER DEPOSIT-SUPPLIERS	201730.00	0.00	0.00	201730.00
4018	SECURITY DEPOSIT-REVENUE(LEASES,AUCTION,BIDS,SERVICING ETC.,)	1565059.00	0.00	1472000.00	3037059.00
4020	DEPOSITS-OTHERS	550608.00	1000.00	140500.00	690108.00
4021-34	PROVIDENT FUND TRECUPERIES	7114961.00	15017446.00	11438598.00	3536113.00
4035	INCOME TAX DEDUCTIONS-CONTRACTORS	449885.00	1696320.00	1644378.00	397943.00
4036	OTHER RECOVERIES	75580.00	1149027.00	1113280.00	39833.00
4036-1	SERVICE TAX PAYABLE	273037.00	0.00	0.00	273037.00
4037	SALES TAX AND SURCHARGE ON SALES TAX-PAYABLE	512976.00	2510181.00	2502326.00	505121.00
4039	PROVISION FOR DOUBTFUL COLLECTION OF REVENUE ITEMS	1671090.00	15628.00	796156.00	2451618.00
4043	LIBRARY CESS-PAYABLE	7492731.00	1362536.00	2381846.00	8512041.00
4050	OTHER PAYABLES	1282785.00	405895.00	405895.00	1282785.00
4051	INTEREST PAYABLE	3925738.00	3925738.00	0.00	0.00
4052	GROUP INSURANCE SCHEME-MANAGEMENT CONTRIBUTION PAYABLE	1603148.00	248545.00	108900.00	1463503.00
4053	CONTRIBUTION TO THE CMDA/LPA PAYABLE	3746974.00	0.00	189540.00	3936514.00
4061	BUILDINGS-ACCUMULATED DEPRECIATION	16119920.00	0.00	4027202.00	20147122.00
4064	STORM WATER DRAINS,OPEN DRAINS AND CULVERTS-ACCUMULATED DEPRECIATION	22999157.00	0.00	4222243.00	27221400.00
4065	HEAVY VEHICLES-ACCUMULATED DEPRECIATION	6886381.00	0.00	573445.00	7459826.00
4066	LIGHT VEHICLES-ACCUMULATED DEPRECIATION	1663414.00	0.00	61352.00	1724766.00

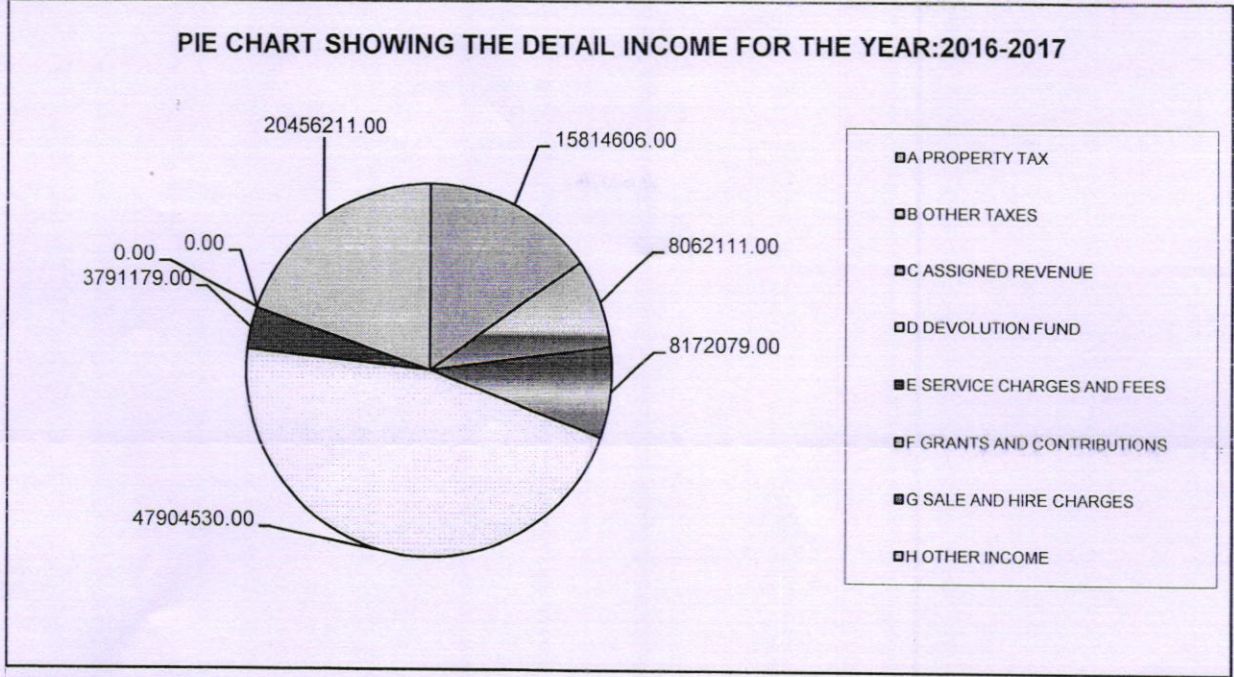
ACCOUNT NO.	ACCOUNT HEAD	OPENING BALANCE	DEBIT	CREDIT	CLOSING BALANCE
4067	OTHER VECHILES	390110.00	0.00	186205.00	576315.00
4068	FURNITURE, FIXTURES & OFFICE EQUIPMENTS-ACCUMULATED DEPRECIATION	3261645.00	0.00	534661.00	3796306.00
4069	ELECTRICAL INSTALLATION-LAMPS & TUBE LIGHT FITTINGS-ACCUMULATED DEPRECIATION	13379069.00	0.00	1626663.00	15005732.00
4071	PLANT AND MACHINERY	8955306.00	0.00	2100765.00	11056072.00
4072	ROADS AND PAYMENTS-CONCRETE-ACCUMULATED DEPRECIATION	143283882.00	0.00	23028726.00	166312608.00
4073	ROADS & PAYMENTS-BLACK TOPPED-ACCUMULATED DEPRECIATION	173024373.00	0.00	44615940.00	217640313.00
4074	ROADS AND PAYMENTS -OTHERS-ACCUMULATED DEPRECIATION	15463770.00	0.00	1159204.00	16622974.00
4081	WATER SUPPLY OHT	771766.00	0.00	36048.00	807814.00
4082	WATER SUPPLY PIPELINES	642060.00	0.00	37364.00	679424.00
4083	DEEP BOREWELLS	153326.00	0.00	13333.00	166659.00
4084	HAND PUMPS	897557.00	0.00	0.00	897557.00
4088	AUDIT FEES	595079.00	80705.00	58715.00	573089.00
4090	SJSRY ACCOUNT BALANCE	1247751.00	33513553.50	86767887.50	4502085.00
	TOTAL		798380060.00	798380060.00	

ஆய்வாளர்
 உள்ளாட்சி நிதித் தணிக்கை
 திருவள்ளூர்
**INSPECTOR
 LOCAL FUND AUDIT
 TIRUVALLUR.**

Commissioner
Tiruvallur Municipality.


23/04/18


TIRUVALLUR MUNICIPALITY
ABSTRACT OF REVENUE AND CAPITAL FUND
ACCOUNT ON INCOME



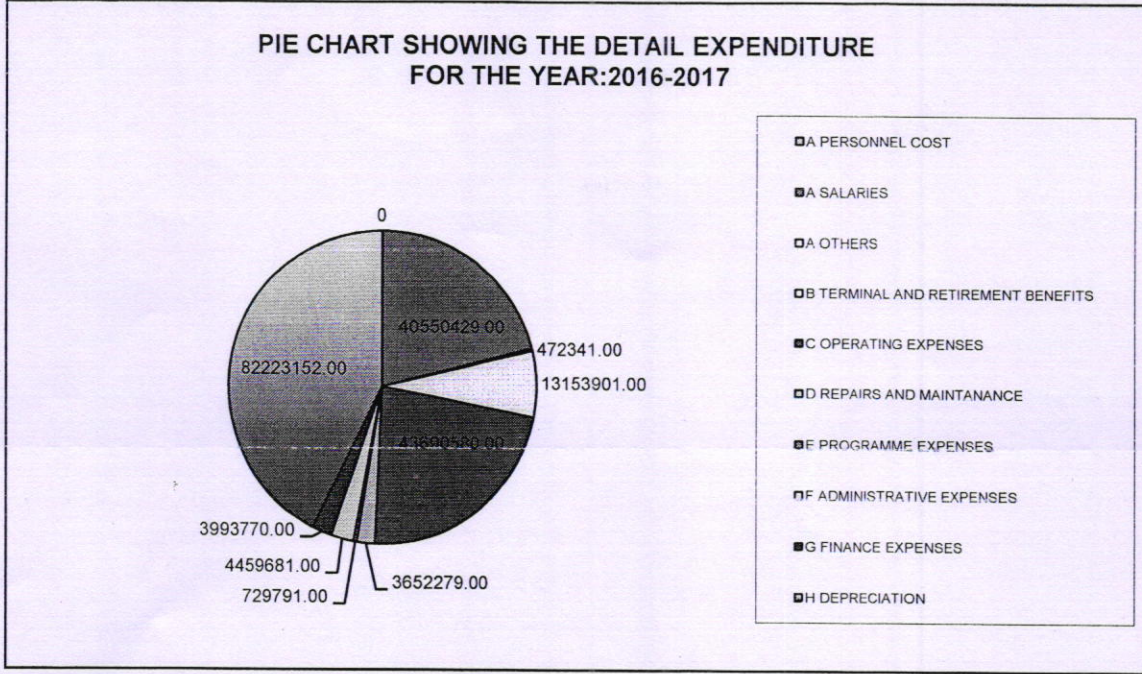
SL.NO	ACCOUNT HEAD	ACTUALS FOR 2015-2016	ACTUALS FOR 2016-2017
	INCOME		
A	PROPERTY TAX	15098403.00	15814606.00
B	OTHER TAXES	6786179.00	8062111.00
C	ASSIGNED REVENUE	7412814.00	8172079.00
D	DEVOLUTION FUND	65996873.00	47904530.00
E	SERVICE CHARGES AND FEES	2071590.00	3791179.00
F	GRANTS AND CONTRIBUTIONS	14000.00	0.00
G	SALE AND HIRE CHARGES	1658198.00	0.00
H	OTHER INCOME	21735600.50	20456211.00
	TOTAL	120773657.50	104200716.00


ஆய்வாளர்
 உள்ளாட்சி நிதித் தணிக்கை
 திருவள்ளூர்
INSPECTOR
LOCAL FUND AUDIT
TIRUVALLUR.


Commissioner
Tiruvallur Municipality.


 22/04/18

TIRUVALLUR MUNICIPALITY

ABSTRACT OF REVENUE AND CAPITAL FUND
ACCOUNT ON EXPENDITURE

SL.NO	ACCOUNT HEAD	ACTUALS FOR 2015-2016	ACTUALS FOR 2016-2017
	EXPENDITURE		
A	PERSONNEL COST		
	SALARIES	41398791.00	40550429.00
	OTHERS	529867.00	472341.00
B	TERMINAL AND RETIREMENT BENEFITS	20126763.00	13153901.00
C	OPERATING EXPENSES	15904729.00	43690580.00
D	REPAIRS AND MAINTANANCE	3242004.00	3652279.00
E	PROGRAMME EXPENSES	2783384.00	729791.00
F	ADMINISTRATIVE EXPENSES	7606483.00	4459681.00
G	FINANCE EXPENSES	1330606.00	3993770.00
H	DEPRECIATION	89493679.00	82223152.00
	TOTAL	182416306.00	192925924.00

ஆய்வாளர்
உள்ளாட்சி நிதித் தணிக்கை
திருவள்ளூர்

Commissioner
Tiruvallur Municipality.

23/04/18

**TIRUVALLUR MUNICIPALITY
REVENUE AND CAPITAL FUND ACCOUNT
BALANCE SHEET AS ON 31ST MARCH 2017
REVENUE FUND**

ACCOUNT NO.	ACCOUNT HEAD	CLOSING BALANCE
4001	ACCUMULATED SURPLUS/DEFICIT	-226398695.43
4010	DIVERSION FROM OTHER MUNICIPAL FUND	14059961.00
4011	MUNICIPAL CONTRIBUTION	500000.00
4013	CONTRIBUTION FROM GOVERNMENT	632536951.00
4014	GRANTS FROM THE GOVERNMENT	39031318.00
4015	ADVANCE COLLECTION OF PROPERTY TAX	10129173.20
4016	TENDER DEPOSIT-CONTRACTORS	36193781.00
4017	TENDER DEPOSIT-SUPPLIERS	201730.00
4018	SECURITY DEPOSIT- REVENUE(LEASES,AUCTION,BIDS,SERVICING ETC.,)	3037059.00
4020	DEPOSITS-OTHERS	690108.00
4021-34	PROVIDENT FUND TRECOVERIES	3536113.00
4035	INCOME TAX DEDUCTIONS-CONTRACTORS	397943.00
4036	OTHER RECOVERIES	39833.00
4036-1	SERVICE TAX PAYABLE	273037.00
4037	SALES TAX AND SURCHARGE ON SALES TAX-PAYABLE	505121.00
4039	PROVISION FOR DOUBTFUL COLLECTION OF REVENUE ITEMS	2451618.00
4043	LIBRARY CESS-PAYABLE	8512041.00
4050	OTHER PAYABLES	1282785.00
4052	GROUP INSURANCE SCHEME-MANAGEMENT CONTRIBUTION PAYABLE	1463503.00
4053	CONTRIBUTION TO THE CMDA/LPA PAYABLE	3936514.00

TIRUVALLUR MUNICIPALITY
REVENUE AND CAPITAL FUND ACCOUNT
BALANCE SHEET AS ON 31ST MARCH 2017
REVENUE FUND

ACCOUNT NO.	ACCOUNT HEAD	CLOSING BALANCE
4061	BUILDINGS-ACCUMULATED DEPRECIATION	20147122.00
4064	STORM WATER DRAINS, OPEN DRAINS AND CULVERTS- ACCUMULATED DEPRECIATION	27221400.00
4065	HEAVY VEHICLES-ACCUMULATED DEPRECIATION	7459826.00
4066	LIGHT VEHICLES-ACCUMULATED DEPRECIATION	1724766.00
4067	OTHER VECHILES	576315.00
4068	FURNITURE, FIXTURES & OFFICE EQUIPMENTS-ACCUMULATED DEPRECIATION	3796306.00
4069	ELECTRICAL INSTALLATION-LAMPS & TUBE LIGHT FITTINGS- ACCUMULATED DEPRECIATION	15005732.00
4071	PLANT AND MACHINERY	11056072.00
4072	ROADS AND PAYMENTS-CONCRETE-ACCUMULATED DEPRECIATION	166312608.00
4073	ROADS & PAYMENTS-BLACK TOPPED-ACCUMULATED DEPRECIATION	217640313.00
4074	ROADS AND PAYMENTS -OTHERS-ACCUMULATED DEPRECIATION	16622974.00
4081	WATER SUPPLY OHT	807814.00
4082	WATER SUPPLY PIPELINES	679424.00
4083	DEEP BOREWELLS	166659.00
4084	HAND PUMPS	897557.00
4088	AUDIT FEES	573089.00
4090	SJSRY ACCOUNT BALANCE	4502085.00
	TOTAL	1027569955.77

ஆய்வாளர்
உள்ளாட்சி நிதித் தணிக்கை
திருவள்ளூர்
**INSPECTOR
LOCAL FUND AUDIT
TIRUVALLUR.**

S. Subramanian
**Commissioner
Tiruvallur Municipality.**

23/04/18

**TIRUVALLUR MUNICIPALITY
REVENUE AND CAPITAL FUND ACCOUNT
BALANCE SHEET AS ON 31ST MARCH 2017
REVENUE FUND**

ACCOUNT NO.	ACCOUNT HEAD	CLOSING BALANCE
3002	PROPERTY TAX RECOVERABLE	5132533.00
3003	PROPERTY TAX RECOVERABLE-ARREARS	10658687.00
3005	PROFESSION TAX RECOVERABLE-CURRENT	991666.00
3006	PROFESSION TAX RECOVERABLE-ARREARS	6385816.00
3010	LICENCE FEES RECOVERABLE	82211.00
3011	LEASE AMOUNTS RECOVERABLE-CURRENT	1451146.00
3012	LEASE AMOUNTS RECOVERABLE-ARREARS	4183904.00
3023	SPECIFIC GRANT RECEIVABLE	143472.00
3028	FESTIVAL ADVANCE	357000.00
3029	HAND LOOM ADVANCE	30.00
3030	KHADI ADVANCES	2265.00
3033	IMMEDIAT RELIF ADVANCES	30000.00
3037	TOUR ADVANCES	20686.00
3038	ADVANCES OF PAY & TA ON TRANSFER	18052.00
3039	WARM CLOTHING ADVANCES	35088.00
3043	MOTOR CYCLE ADVANCES	567553.00
3051	ADVANCE TO THE SUPPLIERS	4564268.82
3052	ADVANCES TO CONTRACTORS	501020.00

**TIRUVALLUR MUNICIPALITY
REVENUE AND CAPITAL FUND ACCOUNT
BALANCE SHEET AS ON 31ST MARCH 2017
REVENUE FUND**

ACCOUNT NO.	ACCOUNT HEAD	CLOSING BALANCE
3054	ADVANCE RECOVERABLE-EXPENSES	878166.00
3055	OTHER ADVANCES	2987486.00
3056	DEPOSITS-RECOVERABLE	67868.00
3058	GENERAL IMPREST ACCOUNT	500.00
3060	COLLECTION ACCOUNT.....BANK	6512144.43
3061	COLLECTION ACCOUNT.....BANK	3493561.00
3062	COLLECTION ACCOUNT.....BANK	201868.00
3064	DEVOLUTION FUND ACCOUNT.....BANK	11341117.10
3065	PERSONAL DEPOSIT A/C-TREASURY	4044590.00
3066	PAYMENT ACCOUNT.....BANK	5722476.98
3067	TRY ACCOUNT-II	14884.00
3070	FIXED DEPOSIT	43658231.00
3072	MISCELLANEOUS RECOVERIES-RECEIVABLE	-56284.00
3086	LIBRARY CESS ACCOUNT	929275.00
3090	SJSRY BANK	4502085.00
3100	INTERFUND TRANSFERS	111786033.00
3101	LAND -GROSS BLOCK	3062059.00
3102	BUILDINGS -GROSS BLOCK	102305448.00

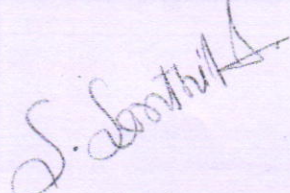
**TIRUVALLUR MUNICIPALITY
REVENUE AND CAPITAL FUND ACCOUNT
BALANCE SHEET AS ON 31ST MARCH 2017
REVENUE FUND**


ACCOUNT NO.	ACCOUNT HEAD	CLOSING BALANCE
3105	STORM WATER DRAINS, OPENDRAINS AND CULVERTS-GROSS BLOCK	49248151.00
3106	HEAVY VEHICLES -GROSS BLOCK	9180161.00
3107	LIGHT VEHICLES-GROSS BLOCK	1816795.00
3108	OTHER VECHILES	1027791.00
3109	FURNITURE, FIXTURES AND OFFICE EQUIPMENTS-GROSS BLOCK	5400287.00
3110	ELECTRICAL INSTALLATIONS LAMPS-LIGHT FITTINGS-GROSS BLOCK	19796762.00
3112	PLANT AND MACHINERY	21206248.00
3113	ROADS AND PAYMENTS-CONCRET-GROSS BLOCK	242810500.00
3114	ROADS AND PAYMENTS-BLACK TOPPED-GROSS BLOCK	285861221.00
3115	ROADS AND PAYMENTS-OTHERS-GROSS BLOCK	17395777.00
3121	PROJECTS -IN- PROGRESS ACCOUNT	513500.00
3123	CAPITAL FUNDBANK	108961.00
3124	SOILD WASTE MANGAMENT ACCOUNT	1683659.00
3125	ADVANCE TO PWD/HIGHWAYS/TAMILNADU CONSTRUCTIONS CORPORATION LTD. ETC	275938.00
3126	MP FUND	830195.00
3127	XIITH FINANCE COMMISSION	1039814.44
3128	SPL ROAD SCHEME - BANK	141898.00
31281	IUDM BANK ACCOUNT	7190085.00

**TIRUVALLUR MUNICIPALITY
REVENUE AND CAPITAL FUND ACCOUNT
BALANCE SHEET AS ON 31ST MARCH 2017
REVENUE FUND**

ACCOUNT NO.	ACCOUNT HEAD	CLOSING BALANCE
3129	TURIP A/C	1160083.00
31291	CAPITAL FUND ACCOUNT -2	444843.00
31292	SERVICE TAX ACCOUNT BANK	0.00
3131	ADVANCES TO TWAD BOADE	20000000.00
3132	WATER SUPPLY OHT	1201591.00
3133	WATER SUPPLY PIPELINES	1494577.00
3134	DEEP BOREWELLS	266652.00
3135	HAND PUMPS	897560.00
	TOTAL	1027569955.77


ஆய்வாளர்
உள்ளாட்சி நிதித் தணிக்கை
திருவள்ளூர்
INSPECTOR
LOCAL FUND AUDIT
TIRUVALLUR.


Commissioner
Tiruvallur Municipality.


23/04/18

TIRUVALLUR MUNICIPALITY													
DEMAND /COLLECTION AND BALANCE STATEMENT FOR THE YEAR OF 2016-2017													
S	Item No	Name of Receipt	Demand				Collection			Balance			
			Arrear	Since	Arrear	Current	Total	Arrear	Current	Total	Arrear	Current	Total
		TAXES	Raised										
1	1001	General Purpose	14594172.00	1517524.00	16111696.00	15814606.00	31926302.00	5453009.00	10682073.00	16135082.00	10658687.00	5132533.00	15791220.00
2	1002	Water supply drainage	6949607.00	722630.00	7672237.00	7530765.00	15203002.00	2596671.00	5086702.00	7683373.00	5075566.00	2444063.00	7519629.00
3	1003	Education	3474803.00	361314.00	3836117.00	3765381.00	7601498.00	1298335.00	2543350.00	3841685.00	2537782.00	1222031.00	3759813.00
4	4043	Library Cess	2154378.00	224016.00	2378394.00	2334537.00	4712931.00	804968.00	1576878.00	2381846.00	1573426.00	757659.00	2331085.00
PROPERTY TAX			27172960.00	2825484.00	29998444.00	29445289.00	59443733.00	10152983.00	19839003.00	30041986.00	19845461.00	9556286.00	29401747.00
5	1006	ProfessionTax	7171161.00	0.00	7171161.00	8062111.00	15233272.00	785345.00	7070445.00	7855790.00	6385816.00	991666.00	7377482.00
TOTAL _TAX			34344121.00	2825484.00	37169605.00	37507400.00	74677005.00	10938328.00	26959448.00	37897776.00	26231277.00	10547952.00	36779229.00
NON TAXES													
13	3011&3012	Lease	5861070.00	0.00	5861070.00	3721531.00	9582601.00	1677166.00	2270385.00	3947551.00	4183904.00	1451146.00	5635950.00
14	3014&3015	Water charges	9270269.50	0.00	9270269.50	4383807.00	13654076.50	1399235.00	2037724.00	3436959.00	7871034.50	2346083.00	10217117.50
14	3091&3092	Drinage Charges	0.00	0.00	0.00	40650.00	40650.00	0.00	0.00	0.00	0.00	40650.00	40650.00
TOTAL NON-TAX			15131339.50	0.00	15131339.50	8145988.00	23277327.50	3076401.00	4308109.00	7384510.00	12054938.50	3837879.00	15892817.50
GRANT TOTAL TAX & NON-TAX ITEMS			49475460.50	2825484.00	52300944.50	45653388.00	97954332.50	14014729.00	31267557.00	45282286.00	38286215.50	14385831.00	52672046.50


ஆய்வாளர்
உள்ளாட்சி நிதித் தணிக்கை
திருவள்ளூர்
INSPECTOR
LOCAL FUND AUDIT
TIRUVALLUR


Commissioner
Tiruvallur Municipality.

TIRUVALLUR MUNICIPALITY
DEMAND, COLLECTION AND BALANCE STATEMENT FOR THE YEAR: 2016-2017

SL.NO	ITEMS	DEMAND			COLLECTION			BALANCE		
		ARREAR	CURRENT	TOTAL	ARREAR	CURRENT	TOTAL	ARREAR	CURRENT	TOTAL
MDR ITEMS										
1	MARKET FEES	434043.00	260472.00	694515.00	260472.00	217060.00	477532.00	173571.00	43412.00	216983.00
2	RENT ON BUNK STALLS	480.00	0.00	480.00	0.00	0.00	0.00	480.00	0.00	480.00
3	EB CHARGES	74940.00	0.00	74940.00	0.00	0.00	0.00	74940.00	0.00	74940.00
4	FEED FARMS	13085.00	0.00	13085.00	0.00	0.00	0.00	13085.00	0.00	13085.00
5	CYCLE STAND	233690.00	365990.00	599680.00	51902.00	314090.00	365992.00	181788.00	51900.00	233688.00
6	SLAUGHTER HOUSE	199819.00	169380.00	369199.00	0.00	141150.00	141150.00	199819.00	28230.00	228049.00
7	ADVERTISEMENT CHARGES	7400.00	0.00	7400.00	0.00	0.00	0.00	7400.00	0.00	7400.00
8	FEES ON BUS STAND	262183.00	227385.00	489568.00	198748.00	202120.00	400868.00	63435.00	25265.00	88700.00
9	RENT ON SHOPPING COMPLEX	3692257.00	2541936.00	6234193.00	1166044.00	1239597.00	2405641.00	2526213.00	1302339.00	3828552.00
10	RENT ON BUILDINGS	481087.00	45750.00	526837.00	0.00	45750.00	45750.00	481087.00	0.00	481087.00
11	TEMPORARY SHPOS	415334.00	81118.00	496452.00	0.00	81118.00	81118.00	415334.00	0.00	415334.00
12	PAY AND USE TOILET	44442.00	29500.00	73942.00	0.00	29500.00	29500.00	44442.00	0.00	44442.00
13	AUDIT RECOVERY	2310.00	0.00	2310.00	0.00	0.00	0.00	2310.00	0.00	2310.00
	TOTAL MDR ITEMS	5861070.00	3721531.00	9582601.00	1677166.00	2270385.00	3947551.00	4183904.00	1451146.00	5635050.00


ஆய்வாளர்
 உள்ளாட்சி நிதித் தணிக்கை
 திருவள்ளூர்
INSPECTOR
LOCAL FUND AUDIT
TIRUVALLUR.


Commissioner
Tiruvallur Municipality.


 23/04/18