

VIKRAMASINGAMPURAM MUNICIPALITY
REVENUE & CAPITAL FUND 2016-2017
TRIAL BALANCE AS ON 31.3.2017

A/c Code	Particulars	Debit	Credit
1001	Prop. Tax- General Purpose		2818954
1004	Vacant Land Tax		434048
1006	Prof. Tax		2057705
1017	Trade Licence Fees		68295
1019	Building Licence Fees		687665
1022	Market Fees - Daily		593169
1029	Survey Fees		3000
1037	Rent for Community Hall		300
1039	Fees for Pay & Use Toilet		311430
1041	Road Cut-Restoration Charges		732135
1042	Avenue Receipt		3728
1044	Other Fees		1000
1045	Other Income		563298
1046	Duty on Transfer of Property		1481937
1052	Grant from Scheme Implementation		29194701
1053	Devolution fund (SCF)		51573590
1054	Copy Application Fees		39306
1063	Sale of Product of Amma Unavagam		1283550
1066	Miscellaneous Recoveries		130292
1067	Interest from Investment		461320
1068	Interest from Bank		5601807
1069	Project Over Head Appropriation		12129067
1070	Lapsed Deposit		404125
1088	Prior Year Income		1396061
2001	Pay and Special P.A	9648459	
2003	DA	12514607	
2005	H.R.A.	315438	
2007	Cash Allowance	0	
2008	Conveyance Allowance	11900	
2009	Medical Allowance	96244	
2010	Other Allowance	98281	
2011	Bonus	252000	
2012	Travel Expenses	211106	
2015	Telephone Charges	65160	
2016	Light Vehicles Maintenance	1062896	
2017	Legal Expenses	68250	
2018	Stationary & Printing Expenses	72718	
2019	Advertisement Charges	770434	
2020	Other Expenses	455101	
2022	Provision For Doubtful Collection	359123	
2026	Computer Operational Expenses	51413	
2028	Bank Charges	16721	


2029	Interest Paid	0
2030	Lapsed Deposit	716830
2035	GIS Management Contribution	188760
2036	Audit fees - Expr	78112
2038	Depreciation	60049003
2039	Pension Contribution (SFC)	3784066
2040	Town Panchayat Contribution	55353669
2041	Prior Year Expenses (CPS Contri)	
2046	Books & Periodicals	
2047	Postage & Telegrams	6000
2048	Cc for Buildings	394472
2049	Office/Other Building Maint.	616451
2061	Sitting Fees	52800
2065	Election Expenses	78480
2070	Heavy Vehicles - Maintenance	21250
2079	Amma Unavagam-Meals Expr.	3737546
2087	Cc for Water Supply	114003
2088	Power Charge for Street Lights	3196511
2089	Maintenance Expenses for Street Lights	1580764
2090	Wages	0
2092	Diesel Expenditure	2447540
2100	Sanitary / conscrancy Expenses	3675570
2101	Expenses on Sanitary Materials	1034480
2106	Anti Mosquito Operation	8700
2125	Water Supply - Maint Expenses	8700
2129	Maintenance Charges to TWAD	5745000
3001	Specific Stock Account	213168
3002	Property Tax Recoverable - Current	254934
3003	Property Tax Recoverable - Arrear	1443959
3005	Profession Tax Recoverable-Current	0
3006	Profession Tax Recoverable Arrear	0
3008	Other Taxes-Recoverable-Arrears (Agri Tax)	279587
3010	Other Fees- Licences	812
3023	Specif Grant Recivable	2284102
3025	FD Int. Receivable	42500
3028	Festival Advance Recoverable	270671
3037	Tour Advance	25726
3038	Advance of Pay & T.A. on Transfer	1763
3043	Motor Cycle Advance	-1980
3045	Marriage Advance	1250
3047	Staff Advance	216
3048	Wages to Tech. Assistant	31716
3051	Advance to the Suppliers	0
3054	Advance Recoverable-Expenses	0
3055	Other Advances Recoverable	48644
3056	Deposits- Recoverable	902743

3059	Cash on Hand	71750
3060	COLLECTION AC- CB Bank 1	5448730
30601	LIBRARY CESS A/C CANARA BANK	1199021
30602	SPF A/C CANARA BANK	64932
3061	Collection Account - Bank 2	30684389
30611	COLLECTION BANK2-2	2726669
30612	COLLECTION2-3	8476414
30613	COLLECTION2-4	941697
3062	Collection Account - IOB Bank 3	6392905
3063	Collection Account - PGB Bank 4	4530893
3064	OLD POST OFFICE A/C	75381
30651	P.D Account - Treasury	835270
30652	P.D Account - Treasury-2	7643
30653	P.D Account - Treasury-3	177
3066	Payment Account - CB-REV FUND-289	3119414
3067	3067-TMB-409100050301843	5072798
3068	3068-ICICI-SBM IHHL Old Bank Account	7175668
30681	RF-ICICI BANK A/C NO 99028	55677851
3070	Fixed Deposit	12637539
3072	Miscellaneous Recoveries-Receivable	83808
3085	Trees	408650
3090	SJSRY / Green Belt / LCS-Bank Account	348384
3100	Transfer of Funds	28480462
3101	Land - Gross Block	2445293
3102	Buildings - Gross Block	34931126
3104	Bridges & Flyovers Gross Block	1123323
3105	S.W.Drains and Culverts - G B	22054580
3106	Heavy Vehicles-Gross Block	3876677
3107	Light Vehicles-Gross Block	5247029
3108	Other Vehicle - Gross Block	983057
3109	Furniture & Office Equipments - GB	1029698
3110	Elect Installations - Lamp Posts G B	10873482
3111	Electrical Installations - Others GB	544715
3112	Plant and machineries Gross Block	12204178
3113	Road and Pavements - Concrete - GB	107264424
3114	Road and Pavements - B.T - G B	171353491
3115	Road and Pavements - Other - GB	19771389
3116	Instrument Equipment Hospital	1039881
3121	Project in Progress- General fund	4209921
3122	Project in Progress- Govt. Grand	5992475
3131	TWAD Boad Advance	25600000
3132	Water Supply Head Works OHT - GB	9904544
3134	Ground Water Wall-Gross Block	2010871
3135	Hand Pumb -India Mark II - GB	0
3136	Reservoirs - GB	0
3138	Asset - Other - GB	4101238
3161	Cable TV-Track Rent - Arr	274770
3222	Daily Market - Lease Current	301187
3322	Daily Market - Lease Arr	2845631
3327	Slaughter House- Arr	6145
3333	Lease of Lands - Arr	11522
3339	Pay Use Toilet - Arr	423056
3342	Avenue Receipt-Arr	24962

3362	Sale of Scraps- Arr	4438	
3385	Septic Tank Clean-Arr	2940	
4001	Accumulated Deficit		-26248155
4004	Loan From Govt		2742925
4005	Loans from Hudco		222011
4006	Loan from Tufidco		-306668
4007	Loans from MUDF		3238443
4010	Diversion from Other fund		8193119
4011	Contribution from Town Pan.		108262390
4013	Contribution from Government..		288433896
4014	Grants from Government		36586093
4016	Contractor Deposi		13722640
4017	Suppliers Deposit		332905
4018	Security Deposit		430389
4019	Sec Deposit Staff		0
4020	Deposit Others		149480
4021	Provident Fund Recoveries		628019
4022	Co Operative Society Loan Recoveries		-32355
4023	RD / CTD Recoveries		14302
4024	L.T.C Premium Payable		47252
4025	S.P.F		55960
4026	F.B.F / CPS Recoveries		209660
4028	G.P.F Recoveries		-4000
4029	IT Deduction Employees - TDS		76058
4030	Loan From Bank Payable		7213
4031	Court Recoveries		4336
4032	HBA Special FBF Subscription		6961
4033	Health Fund Subscription		22058
4034	Payable to Other Panchayat		6806
4035	IT Contractor		957
4036	LWF		347920
4037	Sales Tax		158205
40371	Service Tax		266541
4039	Provision For Doubtful Collection		8496433
4042	Education Tax Payable		19875
4043	Library Cess Payable		730006
4050	Other Payable		731634
4051	Interest Payable		6031031
4052	GIS Management Contribution		508780
4053	Contribution to the CMDA / LPA Payable		2042005
4057	Water Supply Maint Paybl-TWADWater		122475
4061	Depreciation - Building		7685981
4062	Subway Accumulated Depreciation		965145
4063	Depreciation - SWD		15359485
4065	Depreciaion - Heavy Vehicle		3110998
4066	Light Vehicles Accumul. Depreciation		1781453
4067	Other Vehicles Accumul. Depreciation		976770
4068	Depreciation - Fur. Fix		763894
4069	Depreciation - Ele. Installation		6311739
4070	Depreciation-Ele Installation Others		381300

4071	Depriciation - Planton Machinery		9400383
4072	Depriciation - C.C Roads		78269801
4073	Depriciation - B.T. Roads		92669316
4074	Depriciation - Other Roads		7063149
4080	Depriciation - Public Fountain		39
4081	Dep. Head Water Works		1335826
4083	Dep. Bore well		679443
4085	Dep.- Reservoirs		164553
4086	Sullage Water removal Tanker		4477153
4088	Audit Fees - Payable		112671
4089	Contribution Pension Payable		-62325
		799674857	799674857


INSPECTOR
L.F. AUDIT
TIRUNELVELI DISTRICT


COMMISSIONER
VIKRAMASINGAPURAM MUNICIPALITY
VIKRAMASINGAPURAM

VIKRAMASINGAPURAM MUNICIPALITY
BALANCE SHEET 2016-17


Assets


Code No	--OB	Account Head	Amount (Current Year) Rs.
Fixed Assets			
3085	408650	Trees	408650
3101	2445293	Land - Gross Block	2445293
3102	28151882	Buildings - Gross Block	34931126
3104	1123323	Bridges & Flyovers Gross Block	1123323
3105	21738955	S.W. Drains and Culverts - G.B	22054580
3106	3876677	Heavy Vehicles-Gross Block	3876677
3107	1363139	Light Vehicles-Gross Block	5247029
3108	983057	Other Vehicle - Gross Block	983057
3109	1029698	Furniture.& Office Equipments - GB	1029698
3110	10542824	Elect.Installations - Lamp Posts G.B	10873482
3111	544715	Electrical Installations - Others GB	544715
3112	12204178	Plant and machineries Gross Block	12204178
3113	104791462	Road and Pavements - Concrete - GB	107264424
3114	80678744	Road and Pavements - B.T - G B	171353491
3115	3878669	Road and Pavements - Other - GB	19771389
3116	1039881	Instrument Equipment Hospital	1039881
3121	4209921	Project in Progress- General fund	4209921
3122	5992475	Project in Progress- Govt. Grand	5992475
3132	8772025	Water Supply Head Works OHT - GB	9904544
3134	1100120	Ground Water Well-Gross Block	2010871
3138	4101238	Asset - Other - GB	4101238
	298976926	Total	421370042

Current Assets

3001	977482	Specific Stock Account	213168
3002		Property Tax Recoverable-Current	254934
3003	1447793	Property Tax Recoverable-Arrears	1443959
3005		Profession Tax Recoverable-Current	0
3006	809300	Profession Tax Recoverable-Arrears	0
3008	279587	Other Taxes-Recoverable-Arrears (Agri Tax)	279587
3010	812	Other Fees - Licences	812
3023	2284102	Specif Grant Recivable	2284102
3025	42500	FD Int. Receivable	42500
3028-47	302586	Staff advance Recoverable - Schedule - C	297646
3048	31716	Wages to Tech. Assistant	31716
3051		Advance to the Suppliers	0
3054		Advance Recoverable-Expenses	0
3055	48644	Other Advances-Recoverable	48644
3056	902743	Deposits-Recoverable	902743
3059		Cash on Hand	71750
3060	4794826	COLLECTION AC- CB Bank 1	5448730
3061	780238	LIBRARY CESS A/C CANARA BANK	1199021

Code No	OB	Account Head	Amount (Current Year) Rs.
30601		SPF A/C CANARA BANK	64932
30602	79379505	Collection Account - Bank 2	30684389
3061	2596826	COLLECTION BANK2-2	2726669
30611	8066031	COLLECTION2-3	8476414
30612	896105	COLLECTION2-4	941697
30613	6675693	Collection Account - IOB Bank 3	6392905
3062	3187631	Collection Account - PGB Bank 4	4530893
3063	75381	OLD POST OFFICE A/C	75381
3064	800199	P.D Account - Treasury	835270
30651	7643	P.D Account - Treasury-2	7643
30652	177	P.D Account - Treasury-3	177
30653	1736730	Payment Account - CB-REV FUND-289	3119414
3066	9674193	3067-TMB-409100050301843	5072798
3067	15250004	3068-ICICI-SBM IHHL Old Bank Account	7175668
30681	0	RF-ICICI BANK A/C NO 99028	55677851
3070	12176219	Fixed Deposit	12637539
3072	83808	Miscellaneous Recoveries-Receivable	83808
3090	32270	SJSRY / Green Belt / LCS-Bank Account	348384
3100	26435462	Transfer of Funds	28480462
3131	25600000	TWAD Boad Advance	25600000
3161	274770	Income From Cable T.V. Operators / Annual Track Rent For O.F.C.-Recoverable-Arrears	274770
3222		Daily Market - Lease Current	301187
3322	3286242	Daily Market - Lease Arr	2845631
3327	6145	Slaughter House- Arr	6145
3333	11522	Lease of Lands - Arr	11522
3339	564806	Pay Use Toilet - Arr	423056
3342	24962	Avenue Receipt-Arr	24962
3362	4438	Sale of Scraps- Arr	4438
3385	2940	Septic Tank Clean-Arr	2940
	209552031	Total	209346257
	508528957	G.Total	630716299


 Inspector
 Local Fund Audit
 Tirunelveli



 Commissioner
 Vikramasingapuram Municipality
 Vikramasingapuram


95

VIKRAMASINGAPURAM MUNICIPALITY
BALANCE SHEET 2016-17

LIABILITIES

Code No	OB	Account Head	Amount (Current Year) Rs.
		Liabilities	
4001	-26248155	Accumulated Deficit As on 31.03.17	-83236230
4004	2980139	Loans From the Government	2742925
4005	222011	Loans from Hudco	222011
4006	167760	Loan From HUDCO	-306668
4007	3238443	Loan From TNUDF	3238443
4010	7993119	Diversion from Other fund	8193119
4011	52908721	Contribution From Town Panchayat Fund	108262390
4013	233509139	Contributions From the Government	288433896
4014	30617686	Grants From the Government	36586093
4061-87	171347425	Accumulated depreciation a/c-Schedule - A	-231396428
	476736288	Total	595532407
		Current liabilities	
4016	8923251	Tender Deposits-Contractors	13722640
4017	497178	Tender Deposits-Suppliers	332905
4018	669723	Security Deposit-Revenue (Lease Auction/Bids/ Servicing etc)	430389
4020	37880	Deposits-Others	149480
4021-34	801592	Recoveries from staff paybill payable-Sch.B	1042270
4035	275180	Income Tax Deductions-Contractors	957
4037	555630	Sales Tax and Surcharge on Sales Tax-Payable	158205
40371	25325	Service Tax	266541
4039	9533371	Reserve for Doubtful Collections of Revenue	8496433
4042	19875	Items	19875
4042	19875	Education Tax Payable	19875
4043	351088	Library Cess-Payable	730006
4050	731634	Other Payables	731634
	22421727	Total	26081335
		Outstanding	
4036	766970	Labour Welfare Fund/Service Tax	347920
4040	-	Survey Charges-Payable	0
4051	6031031	Interest Payable	6031031
4052	320020	G.I.S. Management Contribution-Payable	508780
4053	2042005	Contribution to CMDA / LPA -Payable	2042005
4057	122475	W.S. Maintenance Charges Payable to TWAD Board	122475
4088	72180	Audit Fees - Payable	112671
4089	-8425	Pension & Leave Salaries Contribution Payable	-62325
	9346256	Total	9102557
	598504271	G.Total	630716299



Inspector
Local Fund Audit
Tiruneveli


Commissioner
Vikramasingapuram Municipality
Vikramasingapuram


88

VIKRAMASINGAPURAM MUNICIPALITY
ABSTRACT OF INCOME 2016-17

Revenue Item	2016-17
A. Property Tax	3253002
B. Other Taxes	2057705
C. Assigned Revenue	1481937
D. Devolution Fund	51573590
E. Service charges & fees	1703865
F. Grants & Contribution	29194701
G. Sale & Hire charges	1283550
H. Other income	20026072
Total	110574422




Inspector
Local Fund Audit
Tirunelveli




COMMISSIONER
RAMASINGAPURAM MUNICIPAL
VIKRAMASINGAPURAM

VIKRAMASINGAPURAM MUNICIPALITY
Detailed Income and Expenditure for the Year 2016- 2017

<u>INCOME</u>		
Code	Description	Credit
1001	Prop Tax- General Purpose	2818954
1004	Vacant Land Tax	434048
1006	Prof. Tax	2057705
1017	Trade Licence Fees	68295
1019	Building Licence Fees	687665
1022	Market Fees - Daily	593169
1029	Survey Fees	3000
1037	Rent for Community Hall	300
1039	Fees for Pay & Use Toilet	311430
1041	Road Cut-Restoration Charges	732135
1042	Avenue Receipt	3728
1044	Other Fees	1000
1045	Other Income	563298
1046	Duty on Transfer of Property	1481937
1052	Grant from Scheme Implementation	29194701
1053	Devolution fund (SCF)	51573590
1054	Copy Application Fees	39306
1063	Sale of Product of Amma Unavagam	1283550
1066	Miscellaneous Recoveries	130292
1067	Interest from Investment	461320
1068	Interest from Bank	5601807
1069	Project Over Head Appropriation	12129067
1070	Lapsed Deposit	404125
	Total	110574422
	DEFICIT FOR THE YEAR 2016-17	58384136
	G.Total	168958558



INSPECTOR
L.F. AUDIT
UNELVELI DISTR


COMMISSIONER
VIKRAMASINGAPURAM MUNICIPALITY
VIKRAMASINGAPURAM


VIKRAMASINGAPURAM MUNICIPALITY

ABSTRACT OF EXPENDITURE 2016-17

A. Personnel cost	2016-17
(1) Salaries	22936929
(2) Others	211106
B. Terminal & Retirement Benefit	3784066
C. Operating Expenses	15346328
D. Repairs and maintenance	7356044
E. Programme expenses	87180
F. Administrative expenses	58095228
G. Finance expenses	1092674
H. Depreciation	60049003
Total	168958558




INSPECTOR
L.F. AUDIT
TIRUNELVELI DISTRICT




COMMISSIONER
VIKRAMASINGAPURAM MUNICIPALITY
VIKRAMASINGAPURAM

VIKRAMASINGAPURAM MUNICIPALITY
EXPENDITURE 2016-17

Code	Description	Debit
2001	Pay and Special P.A	9648459
2003	DA	12514607
2005	H.R.A.	315438
2007	Cash Allowance	0
2008	Conveyance Allowance	11900
2009	Medical Allowance	96244
2010	Other Allowance	98281
2011	Bonus	252000
2012	Travel Expenses	211106
2015	Telephone Charges	65160
2016	Light Vehicles Maintenance	1062896
2017	Legal Expenses	68250
2018	Stationary & Printing Expenses	72718
2019	Advertisement Charges	770434
2020	Other Expenses	455101
2022	Provision of Doubtful Collection	359123
2026	Computer Operational Expenses	51413
2028	Bank Charges	16721
2029	Interest Paid	0
2030	Lapsed Deposit	716830
2035	GIS Management Contribution	188760
2036	Audit fees - Expr	78112
2038	Depreciation	60049003
2039	Pension Contribution (SFC)	3784066
2040	Town Panchayat Contribution	55353669
2046	Books & Periodicals	0
2047	Postage & Telegrams	6000
2048	Cc for Buildings	394472
2054	Office/Other Building Maint.	616451
2061	Sitting Fees	52800
2065	Election Expenses	78480
2070	Heavy Vehicles - Maintenance	21250
2079	Amma Unavagam-Meals Expr.	3737546
2087	Cc for Water Supply	114003
2088	Power Charge for Street Lights	3196511
2089	Maintenance Expenses for Street Lights	1580764
2090	Wages	0
2092	Diesel Expenditure	2447540
2100	Sanitary / consercancy Expenses	3675570
2101	Expenses on Sanitary Materials	1034480
2106	Anti Mosquito Operation	8700
2125	Maintenance Expenses - Water Supply	8700
2129	Maintenance Charges to TWAD	5745000
	Total	168958558


Inspector
Local Fund Audit
Tirunelveli


COMMISSIONER
VIKRAMASINGAPURAM MUNICIPALITY
VIKRAMASINGAPURAM

VIKRAMASINGAPURAM MUNICIPALITY


ABSTRACT


R.F INCOME AND EXPENDITURE FOR 2016-17

INCOME

A. Property Tax			
	1001	2818954	
	1004	434048	3253002
B. Other Taxes			
	1006	2057705	2057705
C. Assigned Revenue			
	1046	1481937	
	1047	-	
	1050		1481937
D. Devolution Fund			
	1053	51573590	51573590
E. Service charges & fees			
	1017	68295	
	1018	-	
	1019	687665	
	1020	-	
	1022	593169	
	1026		
	1028	-	
	1029	3000	
	1039	311430	
	1044	1000	
	1054	39306	
			1703865
F. Grants & Contribution			
	1052	29194701	
		-	29194701
G. Sale & Hire charges			
	1059		
	1060		
	1063	1283550	1283550
H. Other income			
	1023	-	
	1027	-	
	1032	-	

1035	-	
1036		
1037	300	
1038	0	
1040	-	
1041	732135	
1042	3728	
1045	563298	
1065	0	
1066	130292	
1067	461320	
1068	5601807	
1069	12129067	
1070	404125	
1074	-	
1079	-	
1100	-	
	-	20026072
Total	110574422	110574422



INSPECTOR
L.F. AUDIT
TIRUNELVELI DISTRICT



COMMISSIONER
VIKRAMASINGAPURAM MUNICIPALITY
VIKRAMASINGAPURAM

VIKRAMASINGAPURAM MUNICIPALITY
 ABSTRACT
 R.F INCOME AND EXPENDITURE FOR 2015-16
 EXPENDITURE

A. Personnel cost		
(1) Salaries		
2001	9648459	
2003	12514607	
2005	315438	
2007	0	
2008	11900	
2009	96244	
2010	98281	
2011	252000	22936929
(2) Others		
2012	211106	
2014		
2055		211106
B. Terminal & Retirement Benefit		
2031	-	
2034	0	
2039	3784066	
2053	0	3784066
C. Operating Expenses		
2043	0	
2087	114003	
2088	3196511	
2089	1580764	
2090	0	
2096	0	
2100	3675570	
2101	1034480	
2107	0	
2129	5745000	
2130	0	15346328
D. Repairs and maintenance		
2016	1062896	
2036	78112	
2049	0	
2050	0	
2070	21250	
2071	0	
2072	0	
2073	0	
2076	0	

2077	0	
2079	3737546	
2084	0	
2092	2447540	
2112	0	
2121	0	
2123	0	
2125	8700	
2126		7356044
E. Programme expenses		
2051	0	
2065	78480	
2103	0	
2106	8700	
2118	0	87180
F. Administrative expenses		
2015	65160	
2017	68250	
2018	72718	
2019	770434	
2020	455101	
2025	0	
2026	51413	
2035	188760	
2040	55353669	
2046	0	
2047	6000	
2048	394472	
2052	0	
2054	616451	
2061	52800	
2062	0	58095228
G. Finance expenses		
2021	0	
2022	359123	
2028	16721	
2029	0	
2030	716830	
2095	0	1092674
H. Depreciation		
2038	60049003	60049003
Total	168958558	168958558



INSPECTOR
LOCAL FUND AUDIT
TIRUNELVELI



COMMISSIONER
VIKRAMASINGAPURAM MUNICIPALITY
VIKRAMASINGAPURAM

VIKRAMASINGAPURAM MUNICIPALITY
WATER SUPPLY & DRAINAGE FUND 2016-2017
TRIAL BALANCE AS ON 31.3.2017

A/c Code	Particulars	Debit	Credit
1002	Water Supply & Drainage Tax		1386171
1041	Road Cut-Restoration Charges		11945
1045	Other Income		55759
1068	Interest from Bank		142900
1069	Project Over Head Appropriation		567812
1081	Intial Amount of new water supply		795600
1082	Water supply Connection Charges		223680
1083	Metered / Tap Rate Water Charges		6684220
1088	Prior Year Income		1680940
2001	Pay and Special P.A	2505340	
2003	DA	3195747	
2005	H.R.A.	106600	
2007	Cash Allowance	0	
2008	Conveyance Allowance	3600	
2009	Medical Allowance	22067	
2010	Other Allowance	24000	
2011	Bonus	33000	
2016	Light Vehicles Maintenance	45090	
2022	Provision For Doubtful Collection	1860024	
2028	Bank Charges	649	
2038	Depriciation	1747478	
2048	Cc for Buildings	217366	
2054	CPS Employee Contribution	258870	
2077		61792	
2087	Cc for Water Supply	7584626	
2088	Power Charge for Street Lights	615213	
2092		176699	
2096	Removal of Debris	49500	
2103	Expenses on Sanitary Meters	50000	
2125	Maintenance Expenses - Water Supply	992860	
3001	Specific Stock	348284	
3013	Water Supply & Drainage Tax Receivable	125178	
3014	Water Charges Recoverable-Current	1860024	
3015	Water Charges Recoverable-Arrear	353503	
3019	WS & Drain. Tax Receivable - Arrears	710144	
3028	Festival Advance Recoverable	52800	
3100	TRANSFER OF FUNDS	5993119	
3118	Public Fountain - GB	239	
3132	Water Supply Head Works OHT - GB	33013830	
3134	Ground Water Wall-Gross Block	13983284	
3135	Hand Pumb -India Mark II - GB	1	
3136	Reservoirs - GB	1383803	
3139	Water Supply & Drainage Fund - CB Bank	986585	

4001	Accumulated Surplus		20896375
4010	Diversion from Other Municipal Fund		28842597
4011	Contribution from Town Pan.		3101182
4016	Contractor Deposit		458614
4023	RD / CTD Recoveries		-11274
4024	LIC Policy Premium Recoveries		11271
4025	Spl PF. cum Gratituty Scheme		2940
4026	FBF Group Insurance - Recoveries		26580
4029	IT deduction at source from Employees		38652
4033	Health Fund Subscription		36720
4035	IT Contractor		133374
4036	LWF		100500
4037	Sales Tax		92450
4039	Provision For Doubtful Collection		1916384
4080	Depriciation - Public Fountain		149
4081	Dep. Head Water Works		7119329
4083	Dep. Bore well		3548448
4085	Dep.- Reservoirs		497997
		78361315	78361315


INSPECTOR
L.F. AUDIT
TIRUNELVELI DISTRICT


COMMISSIONER
VIKRAMASINGAMPURAM MUNICIPAL
VIKRAMASINGAMPURAM


VIKRAMASINGAPURAM MUNICIPALITY
BALANCE SHEET 2016-17

Assets


Code No	OB	Account Head	Amount (Current Year) Rs.
Fixed Assets			
3118	239	Public Fountain - GB	239
3132	29839637	Water Supply Head Works OHT - GB	33013830
3134	11427786	Ground Water Wall-Gross Block	13983284
3135	1	Hand Pumb -India Mark II - GB	1
3136	1383803	Reservoirs - GB	1383803
	42651466	Total	48381157

Current Assets

3001	348284	Specific Stock Account	348284
3013		WS & Drain Tax Receivable - Current	125178
3014		Water Charges Recoverable-Current	1860024
3015	1427823	Water Charges Recoverable-Arrears	353503
3019	712029	Water Supply & Drainage Tax-Arrear	710144
3028	52800	Festival Advance	52800
3100	7993119	TRANSFER OF FUNDS	5993119
3139	8157886	Water Supply & Drainage Fund - CB Bank	986585
	18691941	Total	10429637
	61343407	G.Total	58810794


Inspector


Local Fund Audit
Tirunevlei



Commissioner

Vikramasingapuram Municipality
Vikramasingapuram

VIKRAMASINGAPURAM MUNICIPALITY
BALANCE SHEET 2016-17
LIABILITIES

Code No	OB	Account Head	Amount (Current Year) Rs.
		Liabilities	
4001	20896375	Accumulated Deficit As on 31.03.17	12894881
4010	26435462	Diversion From Other Town Panchayat Fund	28842597
4011	3101182	Contribution From Town Panchayat Fund	3101182
4061-87	9418446	Accumulated depreciation a/c-Schedule - A	11165923
	59851465	Total	56004583
		Current liabilities	
4016	184262	Tender Deposits-Contractors	458614
4021-34	17069	Recoveries from staff paybill payable-Sch.B	104889
4035	68830	Income Tax Deductions-Contractors	133374
4037	76201	Sales Tax and Surcharge on Sales Tax-Payable	92450
4039	1130680	Reserve for Doubtful Collections of Revenue Items	1916384
	1477042	Total	2705711
		Outstanding	
4036	14900	Labour Welfare Fund/Service Tax	100500
	14900	Total	100500
	61343407	G.Total	58810794


Inspector
Local Fund Audit
Tirunelveli



COMMISSIONER
VIKRAMASINGAPURAM MUNICIPALITY

VIKRAMASINGAPURAM MUNICIPALITY

ABSTRACT OF INCOME 2016-17

Revenue Item	2015-16
A. Property Tax	1386171
B. Other Taxes	0
C. Assigned Revenue	0
D. Devolution Fund	0
E. Service charges & fees	7703500
F. Grants & Contribution	0
G. Sale & Hire charges	0
H. Other income	778416
Total	9868087



Inspector
Local Fund Audit
Tirunelveli



COMMISSIONER
RAMASINGAPURAM MUNICIPAL
VIKRAMASINGAPURAM

VIKRAMASINGAPURAM MUNICIPALITY
Detailed Income and Expenditure for the Year 2016-2017

INCOME


Code	Description	Credit
1002	Water Supply & Drainage Tax	1386171
1041	Road Cut-Restoration Charges	11945
1045	Other Income	55759
1068	Interest from Bank	142900
1069	Project Over Head Appropriation	567812
1081	Intial Amount of new water supply	795600
1082	Water supply Connection Charges	223680
1083	Metered / Tap Rate Water Charges	6684220
	Total	9868087
	DEFICIT FOR THE YEAR 2016-17	9682434
	G.Total	19550521



INSPECTOR
L.F. AUDIT
UNELVELI DISTR


COMMISSIONER
VIKRAMASINGAPURAM MUNICIPALITY
VIKRAMASINGAPURAM

VIKRAMASINGAPURAM MUNICIPALITY
ABSTRACT OF EXPENDITURE 2016-17


A. Personnel cost	2016-17
(1) Salaries	5890354
(2) Others	0
B. Terminal & Retirement Benefit	0
C. Operating Expenses	8426038
D. Repairs and maintenance	1099742
E. Programme expenses	50000
F. Administrative expenses	476236
G. Finance expenses	1860673
H. Depreciation	1747478
Total	19550521



INSPECTOR
L.F. AUDIT
TIRUNELVELI DISTRICT


COMMISSIONER
VIKRAMASINGAPURAM MUNICIPALITY
VIKRAMASINGAPURAM

VIKRAMASINGAPURAM MUNICIPALITY
EXPENDITURE 2016-17

Code	Description	Debit
2001	Pay and Special P.A	2505340
2003	DA	3195747
2005	H.R.A.	106600
2007	Cash Allowance	0
2008	Conveyance Allowance	3600
2009	Medical Allowance	22067
2010	Other Allowance	24000
2011	Bonus	33000
2016	Light Vehicles Maintenance	45090
2022	Provision For Doubtful Collection	1860024
2028	Bank Charges	649
2038	Depriciation	1747478
2048	Cc for Buildings	217366
2054	CPS Employee Contribution	258870
2077	Power Charges for Head water works	61792
2087	Cc for Water Supply	7584626
2088	Power Charge for Street Lights	615213
2092	Petrol / Diesel Evaporation	176699
2096	Removal of Debris	49500
2103	Expenses on Sanitary Meters	50000
2125	Maintenance Expenses - Water Supply	992860
	Total	19550521


Inspector
Local Fund Audit
Tirunelveli


COMMISSIONER
VIKRAMASINGAPURAM MUNICIPALITY
VIKRAMASINGAPURAM

VIKRAMASINGAPURAM MUNICIPALITY


ABSTRACT


W.S INCOME AND EXPENDITURE FOR 2016-17

INCOME

A. Property Tax		
1001	1386171	
1005	-	1386171
B. Other Taxes		
1006		0
C. Assigned Revenue		
1010		
1046		
1047	-	
1050		0
D. Devolution Fund		
1053		0
E. Service charges & fees		
1012		
1017		
1018	-	
1019		
1020	-	
1023	-	
1026		
1028	-	
1029		
1030	-	
1039		
1044		
1054		
1081	795600	
1082	223680	
1083	6684220	7703500
F. Grants & Contribution		
1052	-	
	-	0
G. Sale & Hire charges		
1059		
1060		

H. Other income		
1023	-	
1027	-	
1032	-	
1035	-	
1036		
1037	-	
1038		
1040	-	
1041	11945	
1042	--	
1045	55759	
1065	-	
1066		
1067	-	
1068	142900	
1069	567812	
1073	-	
1074	-	
1079	-	
1100	-	
	-	778416
Total	9868087	9868087



INSPECTOR
L.F. AUDIT
TIRUNELVELI DISTRICT



COMMISSIONER
VIKRAMASINGAPURAM MUNICIPALITY
VIKRAMASINGAPURAM

VIKRAMASINGAPURAM MUNICIPALITY
ABSTRACT
WS INCOME AND EXPENDITURE FOR 2016-17
EXPENDITURE

A. Personnel cost		
(1) Salaries		
2001	2505340	
2003	3195747	
2005	106600	
2007	0	
2008	3600	
2009	22067	
2010	24000	
2011	33000	5890354
(2) Others		
2012		
2014		
2055		0
B. Terminal & Retirement Benefit		
2031	-	
2034	0	
2039		
2053	0	0
C. Operating Expenses		
2043	0	
2087	7584626	
2088	615213	
2089		
2092	176699	
2096	49500	
2100		
2101		
2107	0	
2129		
2130	0	8426038
D. Repairs and maintenance		
2016	45090	
2036	0	
2049		
2050		
2070		
2071		
2072		
2073		
2076		

2077	61792	
2078	0	
2084	0	
2112		
2121		
2123		
2125	992860	
2126		1099742
E. Programme expenses		
2051		
2065		
2103	50000	
2106	0	
2118	0	50000
F. Administrative expenses		
2015		
2017		
2018		
2019		
2020		
2025		
2026		
2035		
2040		
2046		
2047		
2048	217366	
2052		
2054	258870	
2061		
2062	0	476236
G. Finance expenses		
2021		
2022	1860024	
2028	649	
2029		
2030		
2095	0	1860673
H. Depreciation		
2038	1747478	1747478
Total	19550521	19550521


INSPECTOR
LOCAL FUND AUDIT
TIRUNELVELI


COMMISSIONER
VIKRAMASINGAPURAM MUNICIPALITY
VIKRAMASINGAPURAM