

Description of Items	Module No.	Current Year Amount (in)	Previous Year Amount (in)
Liabilities			
Municipal (General) Fund	B-1	-235070662.2	-87294056.42
Earmarked Funds	B-2	203785741	108262390
Grants , Contribution for specific purposes	B-4	472798534	365821089
Secured Loans	B-5	5666702	5666702
Deposits Received	B-7	12999659	22228436
Other Liabilities	B-9	26205640	14168226
Provisions	B-10	8599232	8520418
Total		494984845.8	437373204.6
Assets			
Fixed Assets	B-11	57555485	486726086
Accumulated Depreciation		-367299495	-303360322
Capital Work - in - progress		33739244	19932255
Investments - General Fund	B-12	41856742	24882987
Stock - in- hand	B-14	213168	213168
Sundry Debtors (Receivables)	B-15	11077438.33	10683684.13
Pre-paid Expenses	B-16	380100	380100
Cash and Bank balance	B-17	126293815.1	124697760.8
Loans, Advances and Deposits	B-18	1183949	1183449
Accumulated Provisions against Loans, Advances and Deposits		48644	48644
Other Assets	B-19	71935755.38	71985392.65
Total		494984845.8	437373204.6

Trial Balance

Financial Year : 2019-2020; Fund Name : Revenue Fund; From Date : 01/Apr/2019; To Date : 31/Mar/2020;

Printed Date :18-Nov-2020 12:20:45

Account Head Name	Opening Balance		Actuals		Net Balance	
	Debit (₹)	Credit (₹)	Debit (₹)	Credit (₹)	Debit (₹)	Credit (₹)
PROPERTY TAX - RESIDENTIAL	0	0	1565892.42	4556145.56	0.0	2990253.14
PROPERTY TAX - COMMERCIAL	0	0	352720.41	723609.97	0.0	370889.56
Property Tax - Vacant Sites	0	0	15261.74	232563.16	0.0	217361.42
PROFESSIONAL TAX	0	0	0	1303710	0.0	1303710
DUTY ON TRANSFER OF PROPERTY	0	0	0	1014803	0.0	1014803
RENT FROM COMMUNITY HALL	0	0	0	5100	0.0	5100
MARKET FEES - DAILY MARKET	0	0	0	647322	0.0	647322
AVENUE RECEIPTS	0	0	0	4725	0.0	4725
RENT ON BUILDINGS - STAFF QUARTERS	0	0	0	0	0.0	0.0
Pay And Use Toilet	0	0	0	346605	0.0	346605
TRACK RENT	0	0	0	30379	0.0	30379
CONTRACTORS/SUPPLIERS/LICENSED	0	0	0	17000	0.0	17000
SURVEYORS/PLUMBERS/OTHERS	0	0	0	0	0.0	0.0
D&O Trade Licence Fees	0	0	0	77000	0.0	77000
BUILDING LICENCE FEES	0	0	0	1234787	0.0	1234787
COPY APPLICATION FEES	0	0	0	1245	0.0	1245
BIRTH & DEATH CERTIFICATE FEES	0	0	0	107200	0.0	107200
Other Development Charges	0	0	0	428160	0.0	428160
OTHER PENALTIES	0	0	0	745669	0.0	745669
Contractors/Suppliers/Licensed	0	0	0	1000	0.0	1000
Surveyors/Plumbers/Others- Renewal Fees	0	0	0	0	0.0	0.0
SWM - USER CHARGES	0	0	0	2877980	0.0	2877980

சென்னை மாநகராட்சி நிர்வாக இயக்குகை
 சென்னை மாநகராட்சி நிர்வாக இயக்குகை
Trial Balance

Financial Year : 2019-2020; Fund Name : Revenue Fund; From Date : 01/Apr/2019; To Date : 31/Mar/2020;

Printed Date : 18-Nov-2020 12:20:45

				96600	0.0	96600
Property Tax Name Transfer Charges	0	0	0	43045	0.0	43045
Other Service/Administrative Charges	0	0	0	138214	0.0	138214
Misc. Recoveries	0	0	0	910100	0.0	910100
Amma Unavagam-Sale Of Food	0	0	0	22700000	0.0	22700000
GRANTS FROM STATE GOVERNMENT	0	0	0	65499246	0.0	65499246
DEVOLUTION FUND (INCLUDING STATE FINANCE COMMISSION FUND)	0	0	0	13698725	0.0	13698725
SCHEME GRANTS	0	0	0	2225791	0.0	2225791
INTEREST ON INVESTMENTS / FIXED DEPOSITS						
Others	0	0	0	249063	0.0	249063
INTEREST FROM BANK	0	0	0	2635354	0.0	2635354
DEPOSITS LAPSED	0	0	0	1264075	0.0	1264075
INSURANCE CLAIM AMOUNT	0	0	0	13750	0.0	13750
OTHER INCOME	0	0	0	323459	0.0	323459
Other Income-Specific Purpose	0	0	28847464	2805	0.0	2805
PAY	0	0	8400	1762740	27084724	0.0
GRADE PAY	0	0	4616015	4200	4200	0.0
DEARNNESS ALLOWANCE	0	0	1040942	300380	4315635	0.0
HOUSE RENT ALLOWANCE	0	0	0	62470	978472	0.0
CITY COMP. ALLOWANCE	0	0	277640	18370	259270	0.0
MEDICAL ALLOWANCE	0	0	169019	7417	161602	0.0
OTHER ALLOWANCE	0	0	3247010	0	3247010	0.0
WAGES - OTHERS	0	0	222000	0	222000	0.0
BONUS	0	0	0	0	0	0.0

Total Balance

Year : 2019-2020, Fund Name : Revenue Fund, From Date : 01/Apr/2019, To Date : 31/Mar/2020;

Printed Date :18-Nov-2020 12:20:45

PLY OF UNIFORMS	0	0	63991	0	63991	0.0
TRAINING PROGRAMME EXPENSES	0	0	60000	0	60000	0.0
SOCIAL PROVIDENT FUND CUM GRATUITY SCHEME	0	0	20000	0	20000	0.0
GROUP INSURANCE SCHEME - MANAGEMENT CONTRIBUTION	0	0	629070	0	629070	0.0
MANAGEMENT CONTRIBUTION	0	0	806355	0	806355	0.0
CONVEYANCE ALLOWANCE	0	0	28245	1800	26445	0.0
TRAVELING ALLOWANCE	0	0	77734	10847	66887	0.0
Uniform Stitching Charges for Workers	0	0	44160	0	44160	0.0
PROVISIONS	0	0	5134399	0	5134399	0.0
VEHICLE TAX	0	0	19554	0	19554	0.0
ELECTRICITY CONSUMPTION CHARGES FOR OFFICE BUILDINGS	0	0	153714	0	153714	0.0
TELEPHONE CHARGES	0	0	145565	0	145565	0.0
STAGE AND TELEGRAM AND FAX CHARGES	0	0	7000	0	7000	0.0
STATIONERY AND PRINTING	0	0	1292131	0	1292131	0.0
TRAVEL EXPENSES	0	0	394986	0	394986	0.0
VEHICLE INSURANCE	0	0	54815	0	54815	0.0
STATUTORY AUDIT FEES	0	0	57460	0	57460	0.0
LAWYERIAL & ARBITRATION EXPENSES	0	0	79500	0	79500	0.0
ADVERTISEMENT CHARGES	0	0	666008	0	666008	0.0
REPAIR EXPENSE	0	0	2982327	0	2982327	0.0
REPAIR CHARGES FOR STREET LIGHTS	0	0	2178336	0	2178336	0.0
REPAIRS	0	0	3034893	0	3034893	0.0

Trial Balance

Financial Year : 2019-2020; Fund Name : Revenue Fund; From Date : 01/Apr/2019; To Date : 31/Mar/2020;

Printed Date : 18-Nov-2020 12:20:45

	0	0	3170380	0	3170380	0.0
SANITARY MATERIALS	0	0	2376436	0	2376436	0.0
MAINTENANCE EXPENSES FOR STREET LIGHTS	0	0	20000	0	20000	0.0
REPAIRS AND MAINTENANCE - BUILDINGS	0	0	761418	0	761418	0.0
Light Vehicles - Maintenance	0	0	192167	0	192167	0.0
HEAVY VEHICLES - MAINTENANCE	0	0	77157	0	77157	0.0
OTHER VEHICLES - MAINTENANCE	0	0	23084	0	23084	0.0
REPAIRS AND MAINTENANCE - INSTRUMENTS ,	0	0		0		
PLANT & MACHINERY	0	0	9418758	0	9418758	0.0
GARBAGE CLEARANCE	0	0	1173483	0	1173483	0.0
LAPSED DEPOSIT REFUND	0	0	2644042	0	2644042	0.0
AMMA UNAVAGAM	0	0	16353	0	16353	0.0
BANK CHARGES	0	0	75042662	0	75042662	0.0
MUNICIPAL CONTRIBUTION	0	0	804000	0	804000	0.0
Subsidies	0	0	20650	0	20650	0.0
PROVISION FOR DOUBTFUL COLLECTION OF	0	0		0		
REVENUE ITEMS - OTHER REVENUES	0	0	79835503	0	79835503	0.0
DEPRECIATION - OTHER FIXED ASSETS	0	0	0	363612	0.0	363612
Taxes	0	0	43797.67	840142	0.0	796344.33
PRIOR YEAR INCOME	0	0	0	72180	0.0	72180
PRIOR YEAR EXPENSES	0	0	0	0	235070662.2	0.0
ACCUMULATED SURPLUS / DEFICIT	235070662.2	0	0	0	0.0	278828403
CONTRIBUTION FROM MUNICIPAL FUND	0	203785741	0	75042662	0.0	13022450
Central Government	0	13022450	0	0	0.0	13022450
SCHEME GRANTS-SCHEME(COST CENTRE)CODE	0	56649104	62993018	0	6343914	0.0

Trial Balance

Financial Year : 2019-2020; Fund Name : Revenue Fund; From Date : 01/Apr/2019; To Date : 31/Mar/2020;

Printed Date : 18-Nov-2020 12:20:45

CONTRIBUTIONS FROM THE GOVERNMENT	0	403126980	0	62993018	0.0	466119998
GRANTS FROM THE GOVERNMENT	0	0	0	58543000	0.0	58543000
LOANS FROM STATE GOVERNMENT	0	2742925	0	0	0.0	2742925
LOAN FROM HUDCO	0	222011	0	0	0.0	222011
LOAN FROM TUFIDCO	543890	0	0	0	543890	0.0
LOAN FROM MUDE	0	3238443	0	0	0.0	3238443
LOAN FROM BANK	0	7213	0	0	0.0	7213
Tender Deposit - Contractors.	0	740777	3329862	2080725	508360	0.0
TENDER DEPOSIT- SUPPLIERS	0	178224	100849	76200	0.0	153575
SECURITY DEPOSIT - CONTRACTORS	0	10378491	500000	9054475	0.0	18932966
RETENTION AMOUNT	0	0	1647987	1657987	0.0	10000
Security Deposit - Lease	0	1195132	943892	42000	0.0	293240
DEPOSITS - OTHERS	0	507035	12000	918272	0.0	1413307
ACCOUNTS PAYABLE - CONTRACTORS	0	0	146658925	147194031	0.0	535106
ACCOUNTS PAYABLE - SUPPLIERS	0	0	5040082	5040082	0.0	0.0
ACCOUNTS PAYABLE EXPENSES	0	4064	18231304	18242315	0.0	15075
OTHERS PAYABLE	0	758824	0	0	0.0	758824
WATE SUPPLY MAINTENANCE - PAYABLE TO TWAD	0	122475	0	0	0.0	122475
BOARD / METRO WATER BOARD						
AUDIT FEES PAYABLE	0	129632	129632	57460	0.0	57460
SALARIES & WAGES PAYABLE	0	0	22184412	22198907	0.0	14495
GROUP INSURANCE SCHEME - MANAGEMENT	0	508780	0	553470	0.0	1062250
CONTRIBUTION PAYABLE						
Other Payables	0	27630	0	0	0.0	27630
INTEREST PAYABLE	0	6031031	0	0	0.0	6031031

Trial Balance

Financial Year : 2019-2020; Fund Name : Revenue Fund; From Date : 01/Apr/2019; To Date : 31/Mar/2020;

Printed Date :18-Nov-2020 12:20:45

PROVIDENT FUND RECOVERIES	0	657696	3774197	3774197	0.0	657696
CO-OPERATIVE SOCIETY LOAN RECOVERIES	32355	0	6957174	6957174	32355	0.0
RD RECOVERIES	0	14302	0	0	0.0	14302
L.I.C. POLICES PREMIUM RECOVERIES	0	45031	802922	802922	0.0	45031
SPECIAL PROVIDENT FUND-CUM- GRATUITY SCHEME - RECOVERIES	0	55960	7690	7690	0.0	55960
F.B.F. / GROUP INSURANCE SCHEME RECOVERIES	0	321440	6360	56040	0.0	371120
DEPUTATIONIST RECOVERIES	4000	0	0	0	4000	0.0
It Deduction	0	181374	11011	74679	0.0	245042
COURT RECOVERIES	0	4336	0	0	0.0	4336
H.B.A.SPECIAL F.B.F. SUBSCRIPTION	0	7561	0	1980	0.0	9541
INCOME TAX DEDUCTIONS - CONTRACTORS	0	1162983	1142146	1738035	0.0	1758872
OTHER RECOVERIES	0	0	0	0	0.0	0.0
VAT - PAYABLE	0	1891462	207827	103700	0.0	1787335
SERVICE TAX PAYABLE	0	614482	0	114387	0.0	728869
CPF SUBSCRIPTION RECOVERIES	62325	0	861109	861109	62325	0.0
Contribution to CMDA/LPA Payable	0	2042005	0	0	0.0	2042005
Health Fund Subscription	0	336398	487170	158400	0.0	7628
Manual Workers Genenral Welfare Fund	0	1391930	1043410	1666305	0.0	2014825
Swachh Bharat Mission - IHHL	0	174000	804000	804000	0.0	174000
EPF Recoveries Payable	0	2000	0	0	0.0	2000
CGST - PAYABLE	0	2366	2366	129	0.0	129
SGST - PAYABLE	0	9962247	9392623	2843439	0.0	3413063
Audit Objection - Recoveries payable	0	0	0	0	0.0	0.0

Trial Balance

Financial Year : 2019-2020; Fund Name : Revenue Fund; From Date : 01/Apr/2019; To Date : 31/Mar/2020;

Printed Date :18-Nov-2020 12:20:45

Recoveries - Payable to Other Municipalities	0	6806	0	0	0.0	6806
LIBRARY CESS - PAYABLES	0	236280	0	658911	0.0	895191
EDUCATION TAX - PAYABLE CURRENT / ARREARS	0	19875	0	0	0.0	19875
ADVANCE COLLECTION - OTHER REVENUES	0	0	0	300	0.0	300
Sale Proceeds	408650	0	0	0	408650	0.0
PROVISION FOR DOUBTFUL COLLECTION OF REVENUE ITEMS	0	8599232	0	20650	0.0	8619882
LAND -GROSS BLOCK	2445293	0	0	0	2445293	0.0
BUILDINGS - GROSS BLOCK	51554485	0	24871964	0	76426449	0.0
BRIDGES AND FLYOVERS - GROSS BLOCK	1123323	0	0	0	1123323	0.0
ROADS & PAVEMENTS - CONCRETE - GROSS BLOCK	110134697	0	0	0	110134697	0.0
ROADS & PAVEMENTS - BLACK TOPPED - GROSS BLOCK	266033491	0	24870000	0	290903491	0.0
ROADS & PAVEMENTS - OTHERS - GROSS BLOCK	54773780	0	75080000	0	129853780	0.0
STROM WATER DRAINS, OPEN DRAINS AND CULVERTS - GROSS BLOCK	23554580	0	20744590	0	44299170	0.0
WATER SUPPLY - HEAD WORKS, OHT ETC. AND WATER SUPPLY MAINS - GROSS BLOCK	16804544	0	14000000	0	30804544	0.0
GROUND WATER WELLS/ DEEP BORE WELLS - GROSS BLOCK	2213566	0	0	0	2213566	0.0
PLANT AND MACHINERIES - GROSS BLOCK	13137617	0	0	0	13137617	0.0
TOOLS & PLANT - GROSS BLOCK	1190999	0	0	0	1190999	0.0

Trial Balance

Financial Year : 2019-2020; Fund Name : Revenue Fund; From Date : 01/Apr/2019; To Date : 31/Mar/2020;

Printed Date :18-Nov-2020 12:20:45

HEAVY VEHICLES - GROSS BLOCK	3876677	0	0	0	3876677	0.0
LIGHT VEHICLES - GROSS BLOCK	8111393	0	0	0	8111393	0.0
OTHER VEHICLES - GROSS BLOCK	983057	0	0	0	983057	0.0
Other equipments - GROSS BLOCK	4101238	0	0	0	4101238	0.0
FURNITURE FIXTURES AND FITTINGS - GROSS BLOCK	1029698	0	0	0	1029698	0.0
ELECTRICAL INSTALLATIONS - LAMPS / TUBE LIGHT FITTINGS - GROSS BLOCK	13446094	0	0	0	13446094	0.0
ELECTRICAL INSTALLATIONS - OTHERS - GROSS BLOCK	1040953	0	0	0	1040953	0.0
BUILDINGS - ACCUMULATED DEPRECIATION	0	11497399	0	2591687	0.0	14089086
SUBWAYS AND CAUSEWAYS - ACCUMULATED DEPRECIATION	0	1016964	0	19145	0.0	1036109
ROADS & PAVEMENTS - CONCRETE - ACCUMULATED DEPRECIATION	0	92210693	0	4481001	0.0	96691694
ROADS & PAVEMENTS - BLACK TOPPED - ACCUMULATED DEPRECIATION	0	187580388	0	41129241	0.0	228709629
ROADS & PAVEMENTS - OTHERS - ACCUMULATED DEPRECIATION	0	18950388	0	24728348	0.0	43678736
STORM WATER DRAINS, OPEN DRAINS AND CULVERTS - ACCUMULATED DEPRECIATION	0	18007298	0	2909137	0.0	20916435
HEAD WORKS, OHT ETC. WATER SUPPLY MAINS - ACCUMALATED DEPRECAIATION	0	2104528	0	651001	0.0	2755529
GROUND WATER WELLS/ DEEP BORE WELLS - ACCUMALTED DEPRECIATION	0	821895	0	69584	0.0	891479

Trial Balance

Financial Year : 2019-2020; Fund Name : Revenue Fund; From Date : 01/Apr/2019; To Date : 31/Mar/2020;

Printed Date : 18-Nov-2020 12:20:45

RESERVOIRS - ACCUMULATED DEPRECIATION	0	397211	0	111121	0.0	508332
PLANT & MACHINERY - ACCUMULATED DEPRECIATION	0	11069807	0	814702	0.0	11884509
SULLAGE WATER REMOVAL TANKERS - ACCUMULATED DEPRECIATION	0	4477153	0	0	0.0	4477153
HEAVY VEHICLES - ACCUMULATED DEPRECIATION	0	3445983	0	107674	0.0	3553657
LIGHT VEHICLES - ACCUMULATED DEPRECIATION	0	3877677	0	1058429	0.0	4936106
OTHER VEHICLES - ACCUMULATED DEPRECIATION	0	979521	0	884	0.0	980405
FURNITURE, FIXTURES & FITTINGS - ACCUMULATED DEPRECIATIONS	0	880183	0	37379	0.0	917562
ELECTRICAL INSTALLATIONS - LAMPS & TUBE LIGHTS FITTINGS - ACCUMULATED DEPRECIATION	0	9433020	0	1003269	0.0	10436289
ELECTRICAL INSTALLATIONS - OTHERS - ACCUMULATED DEPRECIATION	0	549348	0	122901	0.0	672249
PUBLIC FOUNTAINS - ACCUMULATED DEPRECIATION	0	39	0	0	0.0	39
PROJECTS - IN - PROGRESS ACCOUNT	16907467	0	43851824	43465170	17294121	0.0
PROJECTS - IN - PROGRESS ACCOUNT	16831777	0	137501780	146367483	7966074	0.0
PROJECTS - IN - PROGRESS ACCOUNT	0	0	980000	0	980000	0.0
FIXED DEPOSIT	41856742	0	2082963	12123936	31815769	0.0
STORES - GENERAL	213168	0	0	0	213168	0.0

Trial Balance

Financial Year : 2019-2020; Fund Name : Revenue Fund; From Date : 01/Apr/2019; To Date : 31/Mar/2020;

Printed Date : 18-Nov-2020 12:20:45

PROPERTY TAX - RECOVERABLE - RESIDENTIAL - CURRENT	0	0	4556145.56	-	4321668.5	234477.06	0.0
PROPERTY TAX - RECOVERABLE - COMMERCIAL - CURRENT	0	0	723609.97		712641.98	10967.99	0.0
Property Tax - Recoverable - Industrial - Current	0.32	0	0		0	0.32	0.0
Property Tax - Recoverable - Vacant sites - Current	0	0	232563.16		229836.16	2727	0.0
Property Tax - Recoverable - Residential - Arrears	2046197.66	0	100455.71		310386.75	1836266.62	0.0
Property Tax - Recoverable - Commercial - Arrears	818667.19	0	48389.02		669766.42	197289.79	0.0
Property Tax - Recoverable - Vacant sites - Arrears	108919.4	8035.24	463721.84		464297	100309	0.0
SEWERAGE CHARGES - RECOVERABLE - CURRENT	0	0	1577645		1537105	40540	0.0
SEWERAGE CHARGES - RECOVERABLE - ARREARS	1858237	0	241200		259717	1839720	0.0
SEWERAGE CHARGES - RECOVERABLE - ARREARS	279587	0	0		0	279587	0.0
Supply and Drainage Tax - Recoverable - Residential - Current	0	0	23362		23362	0.0	0.0
Supply and Drainage Tax - Recoverable - Commercial - Current	0	0	25875		25875	0.0	0.0
Supply and Drainage Tax - Recoverable - Residential - Arrears	0	0	27780		27780	0.0	0.0
Supply and Drainage Tax - Recoverable - Commercial - Arrears	0	0	3533		3533	0.0	0.0

Trial Balance

Financial Year : 2019-2020; Fund Name : Revenue Fund; From Date : 01/Apr/2019; To Date : 31/Mar/2020;

Printed Date : 18-Nov-2020 12:20:45

Income on Carts - Recoverable - Arrears	5745	0	0	1442	4303	0.0
CONCERNANCE FEES AND OTHER FEES - RECOVERABLE - ARREARS	812	0	0	0	812	0.0
COMMERCIAL USER CHARGES RECOVERABLE - CURRENT	154500	0	2877980	2186505	845975	0.0
COMMERCIAL USER CHARGES RECOVERABLE - ARREARS	0	444965	0	217973	0.0	662938
CONCERNANCE AMOUNT - RECOVERABLE - CURRENT	0	0	647322	647322	0.0	0.0
CONCERNANCE AMOUNT - RECOVERABLE - ARREARS	2833159	0	1442	27327	2807274	0.0
CONCERNANCE STAND/ LORRY STAND/ TAXI STAND/ CYCLE	11522	0	0	0	11522	0.0
CONCERNANCE FEES RECOVERABLE - ARREARS	0	0	4725	4725	0.0	0.0
CONCERNANCE RECEIPTS RECOVERABLE - CURRENT	33376	0	0	4500	28876	0.0
CONCERNANCE RECEIPTS RECOVERABLE - ARREARS	274770	0	0	0	274770	0.0
CONCERNANCE FOR PAY AND USE TOILETS RECOVERABLE - CURRENT	0	0	346605	346605	0.0	0.0
CONCERNANCE FOR PAY AND USE TOILETS RECOVERABLE - ARREARS	686158	0	0	330100	356058	0.0
CONCERNANCE DUNTS RECEIVABLE - SALE OF PROPERTIES	7378	0	0	0	7378	0.0
CONCERNANCE REST ACCRUED ON FIXED DEPOSIT/ DIVIDEND ON SHARES	42500	0	0	0	42500	0.0
CONCERNANCE PROVISION AND LEAVE SALARY CONTRIBUTIONS	1000	0	0	0	1000	0.0
CONCERNANCE RECEIVABLE	83808	0	0	0	83808	0.0
CONCERNANCE Recovery						

Trial Balance

Financial Year : 2019-2020; Fund Name : Revenue Fund; From Date : 01/Apr/2019; To Date : 31/Mar/2020;

Printed Date :18-Nov-2020 12:20:45

SPECIFIC GRANT - RECEIVABLE	2284102	0	0	0	2284102	0.0
PREPAID EXPENSES	380100	0	0	0	380100	0.0
Cash Account	242297	0	13904598	14144359	2536	0.0
Cheque Account	0	131081	3243405	3112324	0.0	0.0
RF-RCPT-CB-1127201000149	17919540.08	0	17642851	31748805	3813586.08	0.0
RF-RE-LC-1127101044396	778809	0	688666	2056	1465419	0.0
RF-REC & PAY SPF -CB-1127101044395	0	0	24179	24179	0.0	0.0
RF-PAY-CB-1127201000289	5146886.4	0	99500000	97530859.2	7116027.2	0.0
RF-REC&PAY FUND-SBI-30103438944	1011411	0	10990	1022401	0.0	0.0
RF-REC&PAY-DEP-ICICI-613501099028	1777275	0	29865	1792623	14517	0.0
RF-RECPAY-ICIC-617301007212	0	0	1825794	0	1825794	0.0
TREASURY	912579	0	41375	0	953954	0.0
4502161 TREASURY II	7643	0	0	0	7643	0.0
4502162 TREASURY III	177	0	0	0	177	0.0
4502401 OLD POST OFFICE	75381	0	0	0	75381	0.0
4502501 -ONLINE RCPT-CUB-500101010962679	233854.5	0	573838	0	807692.5	0.0
RF-REC & PAY SRP-SBI-31469230431	2731303	0	85890	0	2817193	0.0
RF-REC&PAY-TURIFF-IOB-139901000025156	7329613.87	0	41943416	46378969.8	2894060.07	0.0
RF-REC&PAY-MLA&MP-PGB-515401000007068	6181617.35	0	2132449	1866922	6447144.35	0.0
RF-REC&PAY-SRP-TMB-409100050301843	10509225	0	258711	5000000	5767936	0.0
RF-REC&PAY-SBM-ICICI-613501098328	8785856	0	22092214	8828565	22049505	0.0
RF-REC-DEV FUND-SBI-10575027977	53677493.9	0	147900862	171863613	29714742.9	0.0
RF-REC-XII FIN-SBI-30031013986	9103934	0	285580	0	9389514	0.0
ESTIVAL ADVANCE	260171	0	748000	567400	440771	0.0
EDUCATION ADVANCE	0	0	0	0	0.0	0.0

TAMIL NADU MUNICIPALITIES ACT, 1953
TAMIL NADU MUNICIPALITIES (AMENDMENT) ACT, 2002
Trial Balance

Financial Year : 2019-2020; Fund Name : Revenue Fund; From Date : 01/Apr/2019; To Date : 31/Mar/2020;

Printed Date : 18-Nov-2020 12:20:45

				1000	24726	0.0
TOUR ADVANCE	25726	0	0	0	1763	0.0
ADVANCE OF PAY AND T.A. ON TRANSFER	1763	0	0	3000	0.0	7920
MOTORCYCLE ADVANCE	0	7920	3000	0	1250	0.0
MARRIAGE ADVANCE	1250	0	0	0	216	0.0
Staff Advance	216	0	0	0	902743	0.0
DEPOSITS - RECOVERABLE:	902743	0	0	0	48644	0.0
Advance	48644	0	0	0	25600000	0.0
ADVANCE TO TWAD BOARD/ METRO WATER BOARD	25600000	0	0	72199	10175958.73	0.0
PAYABLE TO WATER SUPPLY AND DRINAGE FUND	10248157.73	0	0	0	36250	0.0
PAYABLE TO GENERAL FUND	0	0	36250	36250	28480462	0.0
RECEIVABLE FROM WATER SUPPLY FUND	28480462	0	36250	0	7607135.65	0.0
RECEIVABLE FROM GENERAL FUND	7607135.65	0	0	1230078125	1446285033	1446285033
Total	1098998224	1098998224	1230078125	1230078125	1446285033	1446285033

[Signature]
INSPECTOR
LOCAL FUND AUDIT
TIRUNELVELI

[Signature]
COMMISSIONER
WCKRAMASINGAPURAM MUNICIPALITY

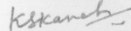
Income And Expenditure Statement

Financial Year : 2019-2020, Fund Name : Revenue Fund, From Date : 01/Apr/2019; To Date : 31/Mar/2020;

Generated Date :01-Oct-2020 13:14

Description of items	Schedule No.	Current Year Amount(₹)	Previous Year Amount(₹)
Income			
Revenue	I-1	4882154.12 ✓	0
Grants Revenues & Compensations	I-2	1014803 ✓	0
Income from Municipal Properties	I-3	1034131 ✓	0
User Charges	I-4	5767900 ✓	0
Hire Charges	I-5	910100 ✓	0
Grants, Contribution and Subsidies	I-6	101897971 ✓	0
Income from Investments	I-7	2474854 ✓	0
Interest Earned	I-8	2635354 ✓	0
Other Income	I-9	1604089 ✓	0
Total		122221356.1	0
Expenditure			
Salaries and Wages	I-10	43124220 ✓	0
Administrative Expenses	I-11	5853060 ✓	0
Repairs & Maintenance	I-12	25070154 ✓	0
Interest & Finance Charges	I-13	16353 ✓	0
Grants, Contribution and Subsidies	I-15	75846662 ✓	0
Depreciation and Write off	I-16	20650 ✓	0
Provision for Contingencies		79835503	0
Other Item	I-18	-794379.33	0
Total		228972222.7	0
3109002-Gross Deficit of Expenditure over Income		106750866.6	0


 INSPECTOR
 LOCAL FUND AUDIT
 TIRUNELVELI


 COMMISSIONER
 VICKRAMASINGAPURAM MUNICIPALITY,

Description of Item	Current Year Amount	Previous Year Amount
Income		
PROPERTY TAX - RESIDENTIAL	2990253.14	0
PROPERTY TAX - COMMERCIAL	370889.56	0
Property Tax - Vacant Sites	217301.42	0
PROFESSIONAL TAX	1303710	0
ON TRANSFER OF PROPERTY	1014803	0
FROM COMMUNITY HALL	5100	0
MARKET FEES - DAILY MARKET	647322	0
RECEIPTS	4725	0
ON BUILDINGS - STAFF QUARTERS	0	0
Public Use Toilet	346605	0
RENT	30379	0
FACTORS/SUPPLIERS/LICENSED SURVEYORS/PLUMBERS/OTHERS	17000	0
Trade Licence Fees	77000	0
NG LICENCE FEES	1234787	0
APPLICATION FEES	1245	0
& DEATH CERTIFICATE FEES	107200	0
Development Charges	428160	0
PENALTIES	745669	0
ctors/Suppliers/Licensed Surveyors/Plumbers/Others- Renewal	1000	0
USER CHARGES	2877980	0
Property Tax Name Transfer Charges	96600	0
Service/Administrative Charges	43045	0
Recoveries	138214	0
Unavagam-Sale Of Food	910100	0
TRANSFERS FROM STATE GOVERNMENT	22700000	0

BY THE INVESTMENTS / FIXED DEPOSITS	12221356.1	0
ST FROM BANK	249063	0
ITS LAPSED	2635354	0
ANCE CLAIM AMOUNT	1264075	0
INCOME	13750	0
INCOME	323459	0
Income-Specific Purpose	2805	0
Total	122221356.1	0
Expenditure		
	27084724	0
PAY	4200	0
ESS ALLOWANCE	4315635	0
RENT ALLOWANCE	978472	0
OMP. ALLOWANCE	0	0
AL ALLOWANCE	259270	0
ALLOWANCE	161602	0
S - OTHERS	3247010	0
	222000	0
OF UNIFORMS	63991	0
NG PROGRAMME EXPENSES	60000	0
L PROVIDENT FUND CUM GRATUITY SCHEME	20000	0
INSURANCE SCHEME - MANAGEMENT CONTRIBUTION	629070	0
MANAGEMENT CONTRIBUTION	806355	0
YANCE ALLOWANCE	26445	0
NG ALLOWANCE	66887	0
n Stitching Charges for Workers	44160	0
INS	5134399	0
R VEHICLE TAX	19554	0
ICITY CONSUMPTION CHARGES FOR OFFICE BUILDINGS	153714	0

	1292131	0
EXPENSES	394986	0
INSURANCE	54815	0
TORY AUDIT FEES	57460	0
& ARBITRATION EXPENSES	79500	0
ISEMENT CHARGES	666008	0
EXPENSE	2982327	0
R CHARGES FOR STREET LIGHTS	2178336	0
	3034893	0
ARY MATERIALS	3170380	0
ENANCE EXPENSES FOR STREET LIGHTS	2376436	0
S AND MAINTENANCE - BUILDINGS	20000	0
ehicles - Maintenance	761418	0
VEHICLES - MAINTENANCE	192167	0
VEHICLES - MAINTENANCE	77157	0
S AND MAINTENANCE - INSTRUMENTS, PLANT & MACHINERY	23084	0
AGE CLEARANCE	9418758	0
D DEPOSIT REFUND	1173483	0
A UNAVAGAM	2644042	0
CHARGES	16353	0
CIPAL CONTRIBUTION	75042662	0
lies	804000	0
SION FOR DOUBTFUL COLLECTION OF REVENUE ITEMS - OTHER	20650	0
CIATION - OTHER FIXED ASSETS	79835503	0
	-363612	0
YEAR INCOME	-358587.33	0
YEAR EXPENSES	-72180	0
Total	228972222.7	0
3109002-Gross Deficit of Expenditure over Income	106750866.6	0

LOCAL FUND AUDIT
TIRUNELVELI

K. Kanah
COMMISSIONER
VICKRAMASINGAPURAM MUNICIPALITY,

Description of items	Schedule No	Current Year Amount(₹)	Previous Year Amount(₹)
Liabilities			
Municipal (General) Fund	B-1	-341383771.8	-235070662.2
Earmarked Funds	B-2	278828403	203785741
Grants , Contribution for specific purposes	B-4	531341534	472798534
Secured Loans	B-5	5666702	5666702
Deposits Received	B-7	20294728	12999659
Other Liabilities	B-9	22370942	26205640
Provisions	B-10	8619882	8599232
Total		525738419.3	494984845.8
Assets			
Fixed Assets	B-11	735122039	575555485
Accumulated Depreciation		-447134998	-367299495
Capital Work - in - progress		26240195	33739244
Investments - General Fund	B-12	31815769	41856742
Stock - in- hand	B-14	213168	213168
Sundry Debtors (Receivables)	B-15	10627324.78	11077438.33
Pre-paid Expenses	B-16	380100	380100
Cash and Bank balance	B-17	95162822.1	126293815.1
Loans, Advances and Deposits	B-18	1363549	1183949
Accumulated Provisions against Loans, Advances and Deposits		48644	48644
Other Assets	B-19	71899806.38	71935755.38
Total		525738419.3	494984845.8

INSPECTOR
LOCAL FUND AUDIT
TIRUNELVELI

K. Karan
COMMISSIONER
WCKRAMASINGAPURAM MUNICIPALITY.

No.	Description of items	Schedule No.	Current Year Amount(₹)	Previous Year Amount(₹)
	Liabilities			
	ACCUMULATED SURPLUS / DEFICIT			
	CONTRIBUTION FROM MUNICIPAL FUND		-341383771.8	-235070662.2
	Central Government		278828403	203785741
	SCHEME GRANTS-SCHEME(COST CENTRE)CODE		13022450	13022450
	Infra Structure Gap Filling Fund		-6343914	56649104
	CONTRIBUTIONS FROM THE GOVERNMENT		0	0
	GRANTS FROM THE GOVERNMENT		466119998	403126980
	LOANS FROM STATE GOVERNMENT		58543000	0
	LOAN FROM HUDCO		2742925	2742925
	LOAN FROM TUFIDCO		222011	222011
	LOAN FROM MUDF		-543890	-543890
	LOAN FROM BANK		3238443	3238443
	Tender Deposit - Contractors.		7213	7213
	TENDER DEPOSIT- SUPPLIERS		-508360	740777
	SECURITY DEPOSIT - CONTRACTORS		153575	178224
	RETENTION AMOUNT		18932966	10378491
	Security Deposit - Lease		10000	0
	DEPOSITS - OTHERS		293240	1195132
	ACCOUNTS PAYABLE - CONTRACTORS		1413307	507035
	ACCOUNTS PAYABLE - SUPPLIERS		535106	0
	ACCOUNTS PAYABLE EXPENSES		0	0
	OTHERS PAYABLE		15075	4064
	WATE SUPPLY MAINTENANCE - PAYABLE TO TWAD BOARD /		758824	758824
	METRO WATER BOARD		122475	122475

		27630	27630
		6031031	6031031
	PAYABLE	657696	657696
	Other Payables	-32355	-32355
1	INTEREST PAYABLE	14302	14302
1	PROVIDENT FUND RECOVERIES	45031	45031
2	CO-OPERATIVE SOCIETY LOAN RECOVERIES	55960	55960
2	RD RECOVERIES		
3	L.I.C. POLICES PREMIUM RECOVERIES		
4	SPECIAL PROVIDENT FUND-CUM- GRATUITY SCHEME - RECOVERIES	371120	321440
5		-4000	-4000
		-4000	181374
06	F.B.F. / GROUP INSURANCE SCHEME RECOVERIES	245042	4336
08	DEPUTATIONIST RECOVERIES	4336	7561
09	It Deduction	9541	1162983
11	COURT RECOVERIES	1758872	0
12	H.B.A.SPECIAL F.B.F. SUBSCRIPTION	0	1891462
13	INCOME TAX DEDUCTIONS - CONTRACTORS	1787335	614482
14	OTHER RECOVERIES	728869	-62325
15	VAT - PAYABLE	-62325	2042005
17	SERVICE TAX PAYABLE	2042005	336398
21	CPF SUBSCRIPTION RECOVERIES	7628	1391930
22	Contribution to CMDA/LPA Payable	2014825	174000
23	Health Fund Subscription	174000	2000
25	Manual Workers Genenral Welfare Fund	2000	2366
27	Swachh Bharat Mission - IHHL	129	9962247
31	EPF Recoveries Payable	3413063	0
32	CGST - PAYABLE	0	6806
33	SGST - PAYABLE	6806	236280
36	Audit Objection - Recoveries payable	895191	19875
001	Recoveries - Payable to Other Municipalities	19875	
002	LIBRARY CESS - PAYABLES		
004	EDUCATION TAX - PAYABLE CURRENT / ARREARS		

	Total	525738419.3	494084845.8
Assets		2445293	2445293
LAND - GROSS BLOCK		76426449	51554485
BUILDINGS - GROSS BLOCK		1123323	1123323
BRIDGES AND FLYOVERS - GROSS BLOCK		110134697	110134697
ROADS & PAVEMENTS - CONCRETE - GROSS BLOCK		290903491	266033491
ROADS & PAVEMENTS - BLACK TOPPED - GROSS BLOCK		129853780	54773780
ROADS & PAVEMENTS - OTHERS - GROSS BLOCK		44299170	23554580
STROM WATER DRAINS, OPEN DRAINS AND CULVERTS - GROSS BLOCK		30804544	16804544
WATER SUPPLY - HEAD WORKS, OHT ETC. AND WATER SUPPLY MAINS - GROSS BLOCK		2213566	2213566
GROUND WATER WELLS/ DEEP BORE WELLS - GROSS BLOCK		13137617	13137617
PLANT AND MACHINERIES - GROSS BLOCK		1190999	1190999
TOOLS & PLANT - GROSS BLOCK		3876677	3876677
HEAVY VEHICLES - GROSS BLOCK		8111393	8111393
LIGHT VEHICLES - GROSS BLOCK		983057	983057
OTHER VEHICLES - GROSS BLOCK		4101238	4101238
Other equipments - GROSS BLOCK		1029698	1029698
FURNITURE FIXTURES AND FITTINGS - GROSS BLOCK		13446094	13446094
ELECTRICAL INSTALLATIONS - LAMPS / TUBE LIGHT FITTINGS - GROSS BLOCK		1040953	1040953
ELECTRICAL INSTALLATIONS - OTHERS - GROSS BLOCK		-14089086	-11497399
BUILDINGS - ACCUMULATED DEPRECIATION		-1036109	-1016964
SUBWAYS AND CAUSEWAYS - ACCUMULATED DEPRECIATION			-92210693
ROADS & PAVEMENTS - CONCRETE - ACCUMULATED DEPRECIATION		-96691694	


			-18950388
STORM WATER DRAINS, OPEN DRAINS AND CULVERTS - ACCUMULATED DEPRECIATION		-41678736	
HEAD WORKS, OHT ETC. WATER SUPPLY MAINS - ACCUMALATED DEPRECIATION		-20916435	-18007298
GROUND WATER WELLS/ DEEP BORE WELLS - ACCUMALTED DEPRECIATION		-2755529	-2104528
RESERVOIRS - ACCUMULATED DEPRECIATION		-891479	-821895
PLANT & MACHINERY - ACCUMULATED DEPRECIATION		-508332	-397211
SULLAGE WATER REMOVAL TANKERS - ACCUMULATED DEPRECIATION		-11884509	-11069807
HEAVY VEHICLES - ACCUMULATED DEPRECIATION		-4477153	-4477153
LIGHT VEHICLES - ACCUMULATED DEPRECIATION		-3553657	-3445983
OTHER VEHICLES - ACCUMULATED DEPRECIATION		-4936106	-3877677
FURNITURE, FIXTURES & FITTINGS - ACCUMULATED DEPRECIATIONS		-980405	-979521
ELECTIRCAL INSTALLATIONS - LAMPS & TUBE LIGHTS FITTINGS - ACCUMULATED DEPRECIATION		-917562	-880183
ELECTIRCAL INSTALLATIONS - OTHERS - ACCUMULATED DEPRECIATION		-10436289	-9433020
PUBLIC FOUNTAINS - ACCUMALATED DEPRECIATION		-672249	-549348
PROJECTS - IN - PROGRESS ACCOUNT		-39	-39
PROJECTS - IN - PROGRESS ACCOUNT		17294121	16907467
PROJECTS - IN - PROGRESS ACCOUNT		7966074	16831777
PROJECTS - IN - PROGRESS ACCOUNT		980000	0
FIXED DEPOSIT		31815769	41856742
STORES - GENERAL		213168	213168
PROPERTY TAX - RECOVERABLE - RESIDENTIAL - CURRENT		234477.06	729334.44
PROPERTY TAX - RECOVERABLE - COMMERCIAL - CURRENT		10967.99	283366.39
Property Tax - Recoverable - Industrial - Current		0.32	0.32
Property Tax - Recoverable - Vacant sites - Current		2727	108919.4

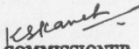
		119100	119100
		40340	148580
		1839720	1709657
		279587	279587
11904	PROFESSION TAX - RECOVERABLE - ARREARS	0	0
11906	OTHER TAXES - RECOVERABLE - ARREARS	0	0
11907	Water Supply and Drainage Tax - Recoverable - Residential - Current	0	0
311908	Water Supply and Drainage Tax - Recoverable - Commercial - Current	0	0
311912	Water Supply and Drainage Tax - Recoverable - Residential - Arrears	0	0
311913	Water Supply and Drainage Tax - Recoverable - Commercial - Arrears	4303	5745
311928	Tax on Carts - Recoverable - Arrears	812	812
4313001	LICENCE FEES AND OTHER FEES - RECOVERABLE - CURRENT	845975	154500
4313007	SWM USER CHARGES RECOVERABLE - CURRENT	-662938	-444965
4313008	SWM USER CHARGES RECOVERABLE - ARREAR	0	168382
4314001	LEASE AMOUNT - RECOVERABLE - CURRENT	2807274	2664777
4314002	LEASE AMOUNT - RECOVERABLE - ARREARS	0	0
4314015	CART STAND/ LORRY STAND/ TAXI STAND/ CYCLE STAND FEES RECOVERABLE - CURRENT	11522	11522
4314016	CART STAND/ LORRY STAND/ TAXI STAND/ CYCLE STAND FEES RECOVERABLE - ARREARS	0	4500
4314017	AVENUE RECEIPTS RECOVERABLE - CURRENT	28876	28876
4314018	AVENUE RECEIPTS RECOVERABLE - ARREARS	274770	274770
4314020	CABLE TV RENT RECOVERABLE - ARREARS	0	330100
4314027	FEES FOR PAY AND USE TOILETS RECOVERABLE - CURRENT	356058	356058
4314028	FEES FOR PAY AND USE TOILETS RECOVERABLE - ARREARS	7378	7378
4314031	ACCOUNTS RECEIVABLE - SALE OF PROPERTIES	42500	42500
4314033	INTEREST ACCRUED ON FIXED DEPOSIT/ DIVIDEND DUE ON SHARES	1000	1000
4314039	PENSION AND LEAVE SALARY CONTRIBUTIONS RECEIVABLE		

IBy:

		380100	380100
4501001	Cash Account	2536	242297
4502001	Cheque Account	0	-131081
4502101	RF-RCPT-CB-1127201000149	3813586.08	17919540.08
4502102	RF-RE-LC-1127101044396	1465419	778809
4502103	RF-REC & PAY SPF -CB-1127101044395	0	0
4502104	RF-PAY-CB-1127201000289	7116027.2	5146886.4
4502105	WS-REC&PAY-CB-1127101044394	0	0
4502108	RF-REC&PAY FUND-SBI-30103438944	0	1011411
4502109	RF-REC&PAY-DEP-ICICI-613501099028	14517	1777275
4502110	RF-RECPAY-ICIC-617301007212	1825794	0
4502160	TREASURY	953954	912579
4502161	4502161 TREASURY II	7643	7643
4502162	4502162 TREASURY III	177	177
4502401	4502401 OLD POST OFFICE	75381	75381
4502501	4502501 -ONLINE RCPT-CUB-500101010962679	807692.5	233854.8
4504101	RF-REC& PAY SRP-SBI-31469230431	2817193	2731303
4504102	RF-REC&PAY-TURIFF-IOB-139901000025156	2894060.07	7329613.87
4504103	RF-REC&PAY-MLA&MP-PGB-515401000007068	6447144.35	6181617.35
4504104	RF-REC&PAY-SRP-TMB-409100050301843	5767936	10509225
4504105	RF-REC&PAY-SBM-ICICI-613501098328	22049505	8785856
4506101	RF-REC-DEV FUND-SBI-10575027977	29714742.9	53677493.9
4506102	RF-REC-XII FIN-SBI-30031013986	9389514	9103934
4601001	FESTIVAL ADVANCE	440771	260171
4601002	EDUCATION ADVANCE	0	0
4601003	TOUR ADVANCE	24726	25726
4601004	ADVANCE OF PAY AND T.A. ON TRANSFER	1763	1763
4601007	MOTORCYCLE ADVANCE	-7920	-7920
4601009	MARRIAGE ADVANCE	1250	1250
4601012	Staff Advance	216	216
4606001	DEPOSITS - RECOVERABLE:	902743	902743

		2003	2004
2001	ADVANCE TO TWAD BOARD/ METRO WATER BOARD	25600000	25600000
2001	PAYABLE TO WATER SUPPLY AND DRAINAGE FUND	10175958.73	10248157.73
2003	PAYABLE TO GENERAL FUND	36250	0
2004	RECEIVABLE FROM WATER SUPPLY FUND	28480462	28480462
2006	RECEIVABLE FROM GENERAL FUND	7607135.65	7607135.65
	Total	525738419.3	494984845.8


 INSPECTOR
 LOCAL FUND AUL.
 TIRUNELVELI


 COMMISSIONER
 VICKRAMASINGAPURAM MUNICIPALITY,